

**THE AURORA HIGHLANDS COMMUNITY
AUTHORITY BOARD (“CAB”)**

8390 East Crescent Parkway, Suite 300
Greenwood Village, CO 80111
Phone: 303-779-5710

<https://theaurorahighlands.specialdistrict.net/>

NOTICE OF SPECIAL MEETING AND AGENDA

<u>Board of Directors:</u>	<u>Office:</u>	<u>Term/Expiration:</u>
Matt Hopper (AACMD Rep.)	President	2025/May 2025
Carla Ferreira (AACMD Rep.)	Vice President	2025/May 2025
Michael Sheldon (TAH 1– 6 Rep.)	Treasurer/Asst. Secretary	2027/May 2027
VACANT	Assistant Secretary	2025/May 2027
Cynthia (Cindy) Shearon (AACMD Rep.)	Assistant Secretary	2027/May 2027
Kathleen Sheldon (ATEC 1 Rep.)	Assistant Secretary	2027/May 2027
Deanna Hopper (ATEC 2 Rep.)	Assistant Secretary	2027/May 2027
Denise Denslow	Secretary	N/A

DATE: **February 15, 2024**
TIME: **1:00 P.M.**
PLACE: **Virtual Via Zoom**

PLEASE JOIN THE VIDEO ENABLED WEB CONFERENCE VIA ZOOM AT:

Join Zoom Meeting

<https://us02web.zoom.us/j/83927842723?pwd=NXA3bjc3VVJ2R2RZQjJyWXhMbVBzUT09>

Meeting ID: 839 2784 2723

Passcode: 979737

One tap mobile

+17193594580, *979737#

I. ADMINISTRATIVE MATTERS

- A. Present disclosures of potential conflicts of interest.
- B. Confirm Quorum, location of meeting and posting of meeting notices. Approve Agenda.
- C. Public Comment. Members of the public may express their views to the Board on matters that affect the CAB that are otherwise not on the agenda. Comments will be limited to three (3) minutes per person.

II. CONSENT AGENDA

These items are considered to be routine and will be ratified by one motion. There will be no separate discussion of these items unless a board member so requests; in which event, the item will be removed from the Consent Agenda and considered in the Regular Agenda.

- Approval of November 14, 2023 statutory annual meeting minutes (enclosure).

- Approval of January 18, 2024 special meeting minutes (enclosure).

III. FINANCIAL MATTERS

- A. Review and consider approval of payment of claims for operating costs, in the amount of \$71,469.21 (numbers based upon information available at time of preparation of Agenda, final numbers to be presented by accountant at meeting) (enclosure).
- B. Review and accept cash position report dated December 31, 2023, updated as of February 12, 2024 (enclosure).
- C. Discuss and consider approval of acceptance of the CAB and Aerotropolis Area Coordinating Metropolitan District (“**AACMD**”) Engineer’s Report and Verification of Costs Associated with Public Improvements Draw No. 68 Engineer’s Report and Verification of Costs No. 47 prepared by Schedio Group LLC (enclosure).
 1. Discuss and consider approval of Subordinate Project Fund Requisition No. 18 under the CAB’s Subordinate Special Tax Revenue Bonds, Series 2022B related to the CAB and AACMD Engineer’s Report and Verification of Costs Associated with Public Improvements Draw No. 68 Engineer’s Report and Verification of Costs No. 47 prepared by Schedio Group LLC (enclosure).
- D. Discuss and consider approval of acceptance of the CAB and AACMD Engineer’s Report and Verification of Costs Associated with Public Improvements, In-Tract Improvements / In Tract Home Builder Expenses, Engineer’s Report and Verification of Costs No. 28 prepared by Schedio Group LLC (enclosure).
 1. Discuss and consider approval of Subordinate Project Fund Requisition No. 19 under the CAB’s Special Tax Revenue Refunding and Improvement Bonds, Series 2022B related to the CAB and AACMD Engineer’s Report and Verification of Costs Associated with Public Improvements, In-Tract Improvements / In Tract Home Builder Expenses, Engineer’s Report and Verification of Costs No. 28 prepared by Schedio Group LLC and authorize reimbursement to Aurora Highlands, LLC pursuant to the Amended and Restated Capital Construction and Reimbursement Agreement (In-Tract Improvements) by and between the CAB and Aurora Highlands, LLC (enclosure).

IV. MANAGER MATTERS

- A. Manager’s Report.

V. COVENANT ENFORCEMENT AND COMMUNITY ENGAGEMENT MATTERS

- A. Update from Timberline District Consulting, LLC (enclosure).

VI. LEGAL MATTERS

- A. Acknowledge Easement Agreement (Sanitary Sewer Improvements) by and between GVRE 470 LLC and Windler Public Improvement Authority.

VII. OTHER BUSINESS

VIII. BOARD MEMBER MATTERS

IX. EXECUTIVE SESSION

- A. Adjourn to executive session pursuant to Section 24-6-401(b) and (e) to receive legal advice, determine positions relative to matters that may be subject to negotiations, develop strategy for negotiation, and instruct negotiators on matters relating to the prior engagement of Piper Sandler & Co.

X. ADJOURNMENT

THE NEXT REGULAR MEETING IS SCHEDULED FOR MARCH 21, 2024.

RECORD OF PROCEEDINGS

MINUTES OF THE STATUTORY ANNUAL MEETING OF
THE BOARDS OF DIRECTORS OF
THE AURORA HIGHLANDS COMMUNITY AUTHORITY BOARD,
AEROTROPOLIS AREA COORDINATING METROPOLITAN DISTRICT,
THE AURORA HIGHLANDS METROPOLITAN DISTRICT NOS. 1-6
AND
ATEC METROPOLITAN DISTRICT NOS. 1 AND 2
HELD
NOVEMBER 14, 2023

Pursuant to Section 32-1-903(6), C.R.S., a statutory annual meeting of the Boards of Directors of The Aurora Highlands Community Authority Board (“CAB”), Aerotropolis Area Coordinating Metropolitan District (“AACMD”), The Aurora Highlands Metropolitan District Nos. 1, 2, 3, 4, 5 and 6 (“TAH 1-6”) and ATEC Metropolitan District Nos. 1 and 2 (“ATEC 1 and 2”, and together with the CAB, AACMD and TAH 1-6, the “CAB and CAB Member Districts”) was convened on Tuesday, November 14, 2023, at 5:30 p.m. at the Aurora Highlands P-8 School Gym, 24405 E. 42nd Avenue, Aurora Colorado 80019. The meeting was open to the public.

ATTENDANCE

Directors In Attendance Were:

Matt Hopper; CAB, AACMD, TAH 2-6, ATEC 1 and 2
Michael Sheldon; CAB, AACMD, TAH 1-6, ATEC 1 and 2
Carla Ferreira; CAB, AACMD, TAH 1-6, ATEC 1 and 2
Cynthia Shearon; CAB, AACMD, TAH 2-6
William C. Westmoreland; TAH 1

Also, In Attendance Were:

MaryAnn M. McGeady, Esq. and Jon Hoistad, Esq.; McGeady Becher P.C.
Matt Ruhland, Esq.; Cockrel Ela Glesne Greher & Ruhland, P.C.
Denise Denslow, Jason Carroll and Jenna Trujillo; CliftonLarsonAllen LLP
Jerry Jacobs, Cristina Madrigal and Ashley Myers; Timberline District Consulting, LLC
Residents of The Aurora Highlands Metropolitan District No. 1

ANNUAL MEETING ITEMS

Confirmation of Posting of Annual Meeting Notice: It was noted for the record that notice of the time, date and location of the annual meeting was duly posted on the CAB and CAB Member Districts’ website and that no objections to the means of hosting the meeting by taxpaying electors within any of the Districts’ boundaries have been received.

RECORD OF PROCEEDINGS

Presentation Regarding the Status of the Public Infrastructure Projects Within the CAB Member Districts and CAB Outstanding Bonds: The CAB and CAB Member Districts' consultants presented information regarding the status of public infrastructure projects within the Districts, including the status of the CAB's outstanding bonds.

Unaudited Financial Statements, Including Year-to-Date Revenue and Expenditures of the CAB and CAB Member Districts in Relation to Adopted Budgets, for the Calendar Year: The CAB and CAB Member Districts' Accountant presented the CAB and CAB Member Districts' Unaudited Financial Statements, including year-to-date revenue and expenditures of the CAB and CAB Member Districts in relation to the CAB and CAB Member Districts' adopted budgets, for the calendar year.

Public Questions: The Boards and consultants answered questions posed by interested parties in attendance at the annual meeting.

ADJOURNMENT

There being no further business to come before the Boards at this time, the annual meeting was adjourned.

Respectfully submitted,

DocuSigned by:
By Denise Denlow
77517AF6E925439...
Secretary for the Annual Meeting

Certificate Of Completion

Envelope Id: 9161E823957B45B98B42A0F95BA7C51B	Status: Completed
Subject: TAHMD 6 : Minutes 11-14-2023 Statutory Annual Meeting Minutes.pdf, Minutes 11-16-...	
Client Name: TAH MD No. 6	
Client Number: A509692	
Source Envelope:	
Document Pages: 19	Signatures: 5
Certificate Pages: 5	Initials: 0
AutoNav: Enabled	Envelope Originator:
Envelopeld Stamping: Enabled	Kathy Suazo
Time Zone: (UTC-06:00) Central Time (US & Canada)	220 S 6th St Ste 300
	Minneapolis, MN 55402-1418
	Kathy.Suazo@claconnect.com
	IP Address: 65.59.88.254

Record Tracking

Status: Original	Holder: Kathy Suazo	Location: DocuSign
1/25/2024 12:36:15 PM	Kathy.Suazo@claconnect.com	

Signer Events

Matt Hopper
matt@summit-strategies.net
President
Security Level: Email, Account Authentication (None)

Signature

DocuSigned by:

45E4943B33D44F2...
Signature Adoption: Uploaded Signature Image
Using IP Address: 73.14.92.182
Signed using mobile

Timestamp

Sent: 1/25/2024 12:40:30 PM
Viewed: 1/25/2024 1:02:32 PM
Signed: 1/25/2024 1:02:43 PM

Electronic Record and Signature Disclosure:
Accepted: 4/20/2022 11:28:42 AM
ID: b5feb2d2-d659-4800-b1d6-2e6c960207cd

Denise Denslow
denise.denslow@claconnect.com
Secretary
Security Level: Email, Account Authentication (None)

DocuSigned by:

77517AF6E925439...
Signature Adoption: Pre-selected Style
Using IP Address: 136.226.84.167

Sent: 1/25/2024 1:02:45 PM
Viewed: 1/25/2024 3:28:52 PM
Signed: 1/25/2024 3:29:04 PM

Electronic Record and Signature Disclosure:
Accepted: 1/25/2024 3:28:52 PM
ID: 73e18e22-2838-4b31-a19b-352b6cdcb6e2

In Person Signer Events	Signature	Timestamp
Editor Delivery Events	Status	Timestamp
Agent Delivery Events	Status	Timestamp
Intermediary Delivery Events	Status	Timestamp
Certified Delivery Events	Status	Timestamp
Carbon Copy Events	Status	Timestamp

Jenny Pino
jpino@specialdistrictlaw.com
Designated Election Official
Security Level: Email, Account Authentication (None)

COPIED

Sent: 1/25/2024 3:29:06 PM
Viewed: 1/25/2024 5:07:23 PM

Electronic Record and Signature Disclosure:
Not Offered via DocuSign

Carbon Copy Events	Status	Timestamp
Record Retention SDRecordsRetention@claconnect.com Security Level: Email, Account Authentication (None)	COPIED	Sent: 1/25/2024 3:29:06 PM Viewed: 2/2/2024 11:30:56 AM
Electronic Record and Signature Disclosure: Accepted: 10/5/2023 9:27:44 AM ID: 2eeab7cf-9041-488d-bed0-8baedf289723		

Witness Events	Signature	Timestamp
----------------	-----------	-----------

Notary Events	Signature	Timestamp
---------------	-----------	-----------

Envelope Summary Events	Status	Timestamps
Envelope Sent	Hashed/Encrypted	1/25/2024 12:40:30 PM
Certified Delivered	Security Checked	1/25/2024 3:28:52 PM
Signing Complete	Security Checked	1/25/2024 3:29:04 PM
Completed	Security Checked	1/25/2024 3:29:06 PM

Payment Events	Status	Timestamps
----------------	--------	------------

Electronic Record and Signature Disclosure
--

ELECTRONIC RECORD AND SIGNATURE DISCLOSURE

From time to time, CliftonLarsonAllen LLP (we, us or Company) may be required by law to provide to you certain written notices or disclosures. Described below are the terms and conditions for providing to you such notices and disclosures electronically through the DocuSign system. Please read the information below carefully and thoroughly, and if you can access this information electronically to your satisfaction and agree to this Electronic Record and Signature Disclosure (ERSD), please confirm your agreement by selecting the check-box next to 'I agree to use electronic records and signatures' before clicking 'CONTINUE' within the DocuSign system.

Getting paper copies

At any time, you may request from us a paper copy of any record provided or made available electronically to you by us. You will have the ability to download and print documents we send to you through the DocuSign system during and immediately after the signing session and, if you elect to create a DocuSign account, you may access the documents for a limited period of time (usually 30 days) after such documents are first sent to you. After such time, if you wish for us to send you paper copies of any such documents from our office to you, you will be charged a \$0.00 per-page fee. You may request delivery of such paper copies from us by following the procedure described below.

Withdrawing your consent

If you decide to receive notices and disclosures from us electronically, you may at any time change your mind and tell us that thereafter you want to receive required notices and disclosures only in paper format. How you must inform us of your decision to receive future notices and disclosure in paper format and withdraw your consent to receive notices and disclosures electronically is described below.

Consequences of changing your mind

If you elect to receive required notices and disclosures only in paper format, it will slow the speed at which we can complete certain steps in transactions with you and delivering services to you because we will need first to send the required notices or disclosures to you in paper format, and then wait until we receive back from you your acknowledgment of your receipt of such paper notices or disclosures. Further, you will no longer be able to use the DocuSign system to receive required notices and consents electronically from us or to sign electronically documents from us.

All notices and disclosures will be sent to you electronically

Unless you tell us otherwise in accordance with the procedures described herein, we will provide electronically to you through the DocuSign system all required notices, disclosures, authorizations, acknowledgements, and other documents that are required to be provided or made available to you during the course of our relationship with you. To reduce the chance of you inadvertently not receiving any notice or disclosure, we prefer to provide all of the required notices and disclosures to you by the same method and to the same address that you have given us. Thus, you can receive all the disclosures and notices electronically or in paper format through the paper mail delivery system. If you do not agree with this process, please let us know as described below. Please also see the paragraph immediately above that describes the consequences of your electing not to receive delivery of the notices and disclosures electronically from us.

How to contact CliftonLarsonAllen LLP:

You may contact us to let us know of your changes as to how we may contact you electronically, to request paper copies of certain information from us, and to withdraw your prior consent to receive notices and disclosures electronically as follows:

To contact us by email send messages to: BusinessTechnology@CLAconnect.com

To advise CliftonLarsonAllen LLP of your new email address

To let us know of a change in your email address where we should send notices and disclosures electronically to you, you must send an email message to us at BusinessTechnology@CLAconnect.com and in the body of such request you must state: your previous email address, your new email address. We do not require any other information from you to change your email address.

If you created a DocuSign account, you may update it with your new email address through your account preferences.

To request paper copies from CliftonLarsonAllen LLP

To request delivery from us of paper copies of the notices and disclosures previously provided by us to you electronically, you must send us an email to BusinessTechnology@CLAconnect.com and in the body of such request you must state your email address, full name, mailing address, and telephone number. We will bill you for any fees at that time, if any.

To withdraw your consent with CliftonLarsonAllen LLP

To inform us that you no longer wish to receive future notices and disclosures in electronic format you may:

- i. decline to sign a document from within your signing session, and on the subsequent page, select the check-box indicating you wish to withdraw your consent, or you may;
- ii. send us an email to BusinessTechnology@CLAconnect.com and in the body of such request you must state your email, full name, mailing address, and telephone number. We do not need any other information from you to withdraw consent.. The consequences of your withdrawing consent for online documents will be that transactions may take a longer time to process..

Required hardware and software

The minimum system requirements for using the DocuSign system may change over time. The current system requirements are found here: <https://support.docusign.com/guides/signer-guide-signing-system-requirements>.

Acknowledging your access and consent to receive and sign documents electronically

To confirm to us that you can access this information electronically, which will be similar to other electronic notices and disclosures that we will provide to you, please confirm that you have read this ERSD, and (i) that you are able to print on paper or electronically save this ERSD for your future reference and access; or (ii) that you are able to email this ERSD to an email address where you will be able to print on paper or save it for your future reference and access. Further, if you consent to receiving notices and disclosures exclusively in electronic format as described herein, then select the check-box next to ‘I agree to use electronic records and signatures’ before clicking ‘CONTINUE’ within the DocuSign system.

By selecting the check-box next to ‘I agree to use electronic records and signatures’, you confirm that:

- You can access and read this Electronic Record and Signature Disclosure; and
- You can print on paper this Electronic Record and Signature Disclosure, or save or send this Electronic Record and Disclosure to a location where you can print it, for future reference and access; and
- Until or unless you notify CliftonLarsonAllen LLP as described above, you consent to receive exclusively through electronic means all notices, disclosures, authorizations, acknowledgements, and other documents that are required to be provided or made available to you by CliftonLarsonAllen LLP during the course of your relationship with CliftonLarsonAllen LLP.

RECORD OF PROCEEDINGS

MINUTES OF A SPECIAL MEETING OF THE BOARD OF DIRECTORS OF THE AURORA HIGHLANDS COMMUNITY AUTHORITY BOARD (“CAB”) HELD JANUARY 18, 2024

A special meeting of the Board of Directors of the CAB, County of Adams (referred to hereafter as the “**Board**”) was convened on Thursday, January 18, 2024 at 1:11 p.m. via Zoom. The meeting was open to the public.

Directors in Attendance Were:

Matt Hopper (AACMD Rep.)
Carla Ferreira (AACMD Rep.)
Michael Sheldon (TAH 1-6 Rep.)
Cynthia Shearon (AACMD Rep.)

The absence of Directors Deanna Hopper and Kathleen Sheldon were excused.

Also in Attendance Were:

Denise Denslow, Rachel Alles and Jenna Trujillo; CliftonLarsonAllen LLP (“**CLA**”)
MaryAnn McGeady, Esq., Elisabeth A. Cortese, Esq. and Jon Hoistad, Esq.; McGeady Becher P.C.
Jerry Jacobs and Cristina Madrigal; Timberline District Consulting, LLC (“**Timberline**”)

**ADMINISTRATIVE
MATTERS**

Disclosure of Potential Conflicts of Interest: Director M. Hopper discussed the requirements of Colorado law to disclose any potential conflicts of interest or potential breaches of fiduciary duty of the Board of Directors to the Secretary of State. The members of the Board were requested to disclose any potential conflicts of interest with regard to any matters scheduled for discussion at this meeting, and incorporated for the record those applicable disclosures made by the Board members prior to this meeting in accordance with statute. It was noted that the disclosures of potential conflicts of interest were filed with the Secretary of State for all Directors. No new conflicts were disclosed.

Quorum/Confirmation of Meeting Location/Posting of Notice: Director M. Hopper confirmed a quorum for the special meeting. The Board entered into a discussion regarding the requirements of Section 32-1-903(1), C.R.S., concerning the location of the CAB’s Board meeting. Following discussion, upon motion duly made by Director M. Hopper, seconded by Director M. Sheldon and, upon vote unanimously carried, the Board determined that because there was not a suitable or convenient physical location to conduct this meeting it was determined to conduct

RECORD OF PROCEEDINGS

this meeting virtually via Zoom. The Board further noted that notice providing the time, date and audio / video conference access for the meeting was duly posted and that no objections, or any requests that the means of hosting the meeting be changed by taxpaying electors within the CAB's boundaries have been received.

Agenda: The Board considered the proposed Agenda for the CAB's special meeting. Following discussion, upon motion duly made by Director M. Hopper, seconded by Director M. Sheldon and, upon vote unanimously carried, the Agenda was approved, as presented.

Public Comment: None.

CONSENT AGENDA

The Board considered the following actions:

Approval of the December 21, 2023 Special Meeting Minutes

Following discussion, upon motion duly made by Director M. Hopper, seconded by Director Ferreira and, upon vote unanimously carried, the Board approved of the Consent Agenda item, as presented.

FINANCIAL MATTERS

Payment of Claims for Operating Costs: Following review and discussion, upon a motion duly made by Director M. Hopper, seconded by Director Ferreira and, upon vote unanimously carried, the Board approved the payment of claims for operating costs in the amount of \$140,778.70.

Cash Position Report dated November 30, 2023, updated as of January 11, 2024: Ms. Trujillo reviewed the Cash Position Report with the Board. Following discussion, upon a motion duly made by Director M. Hopper, seconded by Director Ferreira and, upon vote unanimously carried, the Board accepted the Cash Position Report dated November 30, 2023, updated as of January 11, 2024.

CAB and Aerotropolis Area Coordinating Metropolitan District (“AACMD”) Engineer’s Report and Verification of Costs Associated with Public Improvements Draw No. 67 Engineer’s Report and Verification of Costs No. 46 prepared by Schedio Group LLC (“Engineer’s Report No. 46”): Director M. Hopper reviewed Engineer’s Report No. 46 with the Board. Following discussion, upon a motion duly made by Director M. Hopper, seconded by Director M. Sheldon and, upon vote unanimously carried, the Board accepted Engineer’s Report No. 46.

Project Fund Requisition No. 16, under the CAB’s Subordinate Special Tax Revenue Refunding and Improvement Bonds, Series 2022B related to Engineer’s Report No. 46 (“Project Fund Requisition No. 16”): Director M. Hopper reviewed Project Fund Requisition No. 16 with the Board. Following discussion, upon a motion duly made by Director M. Hopper, seconded by Director M. Sheldon and, upon vote unanimously carried, the Board approved

RECORD OF PROCEEDINGS

Project Fund Requisition No. 16.

CAB and AACMD Engineer’s Report and Verification of Costs Associated with Public Improvements, In-Tract Improvements / In Tract Home Builder Expenses, Engineer’s Report and Verification of Costs No. 27 prepared by Schedio Group LLC (“Engineer’s In-Tract Report No. 27”): Director M. Hopper reviewed Engineer’s In-Tract Report No. 27 with the Board. Following discussion, upon a motion duly made by Director M. Hopper, seconded by Director M. Sheldon and, upon vote unanimously carried, the Board accepted Engineer’s In-Tract Report No. 27.

Project Fund Requisition No. 56 under the CAB’s Special Tax Revenue Refunding and Improvement Bonds, Series 2021A related to Engineer’s In-Tract Report No. 27 (“Project Fund Requisition No. 56”): Director M. Hopper reviewed Project Fund Requisition No. 56 with the Board. Following discussion, upon a motion duly made by Director M. Hopper, seconded by Director M. Sheldon and, upon vote unanimously carried, the Board approved Project Fund Requisition No. 56 and authorized reimbursement to Aurora Highlands, LLC pursuant to the Amended and Restated Capital Construction and Reimbursement Agreement (In-Tract Improvements) by and between the CAB and Aurora Highlands, LLC.

Correspondence from Aerotropolis Regional Transportation Authority (“ARTA”) regarding notice of ARTA’s inability to issue Future ARTA Bonds, as defined in the Intergovernmental Agreement Regarding Regional Transportation System Project Funding and Construction by and between the CAB and ARTA, dated November 24, 2021 (the “ARTA Projects IGA”), by the deadline referenced in Section 2.4 of the ARTA Projects IGA: Director M. Hopper informed the Board that ARTA’s current schedule of events contemplates a bond issuance in mid-2024. Following discussion, upon a motion duly made by Director M. Hopper, seconded by Director M. Sheldon and, upon vote unanimously carried, the Board acknowledged the correspondence from ARTA.

**MANAGER
MATTERS**

Manager’s Report: No report.

**COVENANT
ENFORCEMENT
AND COMMUNITY
MANAGEMENT
MATTERS**

Update from Timberline: Ms. Madrigal noted there was nothing additional to add to the Reports.

LEGAL MATTERS

None.

RECORD OF PROCEEDINGS

OTHER BUSINESS **Art Installation Schedule:** Director Ferreira informed the Board that the schedule for 2024 art installations had been set and was timely progressing to date.

Beach Club Plans: Director Ferreira shared a presentation of the beach club plans.

Arrow Shuttle: Director Ferreira informed the Board that the Arrow Shuttle is operational and may be requested by residents via The Aurora Highlands App.

BOARD MEMBER MATTERS None.

EXECUTIVE SESSION Not needed.

ADJOURNMENT There being no further items before the Board, upon motion duly made by Director Ferreira, seconded by Director M. Sheldon and, upon vote unanimously carried, the meeting was adjourned.

Respectfully submitted,

By _____
Secretary for the Meeting

THE AURORA HIGHLANDS CAB Check register

Date	Vendor	Document no.	Amount
	Bank: 1st Bank - 45984 - 1st Bank	Account no: 3661296684	
02/12/2024	45984-00003--Aurora Water		562.67
02/12/2024	45984-00003--Aurora Water		177.96
02/12/2024	45984-00003--Aurora Water		400.36
02/12/2024	45984-00003--Aurora Water		102.36
02/12/2024	45984-00003--Aurora Water		101.45
02/12/2024	45984-00005--BrightView Landscape Development	1313	3,533.00
02/12/2024	45984-00008--CEGR LAW	1314	537.50
02/12/2024	45984-00013--CO Special District Property & Liability Pool	1315	9,229.00
02/12/2024	45984-00019--Fairfield and Woods, P.C.	1316	350.00
02/12/2024	45984-00025--H2 Enterprises, LLC	1317	2,700.00
02/12/2024	45984-00026--High Plains	1318	2,155.00
02/12/2024	45984-00072--Landtech Landscape Maintenance	1319	600.00
02/12/2024	45984-00036--McGeady Becher P.C.	1320	25,141.39
02/12/2024	45984-00052--Special District Association	1321	452.30
02/12/2024	45984-00056--Timberline District Consulting LLC	1322	20,767.28
02/12/2024	45984-00066--Xcel Energy		1,978.24
02/12/2024	45984-00066--Xcel Energy		2,680.70
	Total for 1st Bank - 45984		<u>71,469.21</u>

THE AURORA HIGHLANDS CAB Cash Requested Report

Bill number	Date	Fund_ID	Account	Account title	Transaction amount
Aurora Water					
A053258 JAN24	01/31/2024	10	7702	Water	19.81
A118702 JAN24	01/31/2024	10	7702	Water	50.41
A118703 JAN24	01/31/2024	10	7702	Water	42.42
A118704 JAN24	01/31/2024	10	7702	Water	42.42
A118705 JAN24	01/31/2024	10	7702	Water	482.29
A118708 JAN24	01/31/2024	10	7702	Water	42.42
A118711 JAN24	01/31/2024	10	7702	Water	75.60
A118712 JAN24	01/31/2024	10	7702	Water	29.97
A118713 JAN24	01/31/2024	10	7702	Water	19.61
A118715 JAN24	01/31/2024	10	7702	Water	19.61
A118716 JAN24	01/31/2024	10	7702	Water	29.97
A118717 JAN24	01/31/2024	10	7702	Water	29.97
A118718 JAN24	01/31/2024	10	7702	Water	19.61
A127015 JAN24	01/31/2024	10	7702	Water	29.97
A127019 JAN24	01/31/2024	10	7702	Water	42.42
A129831 JAN24	01/31/2024	10	7702	Water	29.97
A129900 JAN24	01/31/2024	10	7702	Water	338.33
Sum for Aurora Water					1,344.80
BrightView Landscape Development					
8769414	02/01/2024	10	7585-45984-00001	Landscape Maintenance	3,533.00
Sum for BrightView Landscape Development					3,533.00
CEGR LAW					
11041.001 DEC23	12/31/2023	10	7460	Legal	285.00
11082.001 DEC23	12/31/2023	10	7460	Legal	50.00
11083.001 DEC23	12/31/2023	10	7460	Legal	202.50
Sum for CEGR LAW					537.50
CO Special District Property & Liability Pool					
24PL-493-1924	01/01/2024	10	7360	Insurance	2,076.00
24PL-60703-1210	01/01/2024	10	7360	Insurance	2,101.00
24PL-61773-1775	01/01/2024	10	7360	Insurance	2,076.00
24PL-61774-1819	01/01/2024	10	7360	Insurance	2,076.00
24WC-493-0297	01/01/2024	10	7360	Insurance	450.00
24WC-60703-0846	01/01/2024	10	7360	Insurance	450.00
Sum for CO Special District Property & Liability Pool					9,229.00
Fairfield and Woods, P.C.					
00265761	12/31/2023	10	7451	Covenant enforcement	350.00
Sum for Fairfield and Woods, P.C.					350.00
H2 Enterprises, LLC					
47180	01/31/2024	10	7585-45984-00001	Landscape Maintenance	2,700.00
Sum for H2 Enterprises, LLC					2,700.00
High Plains					
231611	12/31/2023	10	7595	Snow removal	2,155.00
Sum for High Plains					2,155.00
Landtech Landscape Maintenance					
DEC 2023	12/31/2023	10	7480	Miscellaneous	600.00
Sum for Landtech Landscape Maintenance					600.00
McGeady Becher P.C.					
1397M JAN24	01/31/2024	10	7460	Legal	25,141.39
Sum for McGeady Becher P.C.					25,141.39

**THE AURORA HIGHLANDS CAB
Cash Requested Report**

Bill number	Date	Fund_ID	Account	Account title	Transaction amount
Special District Association					
2024 Dues	01/01/2024	10	7350	Dues and membership	226.41
2024 Dues- No 1	01/01/2024	10	7350	Dues and membership	225.89
Sum for Special District Association					452.30
Timberline District Consulting LLC					
1925.23	12/31/2023	10	7750-45984-00002	Community Management	16,810.78
1925.23	12/31/2023	10	7750-45984-00002	Community Management	130.50
2701-23	12/31/2023	10	7750-45984-00002	Community Management	3,065.00
2701-23	12/31/2023	10	7750-45984-00002	Community Management	73.50
2706-23	12/31/2023	10	7750-45984-00002	Community Management	687.50
Sum for Timberline District Consulting LLC					20,767.28
Xcel Energy					
53-0013297409-6 DEC23	12/31/2023	10	7703	Electricity	382.22
53-0013498327-3 DEC2023	12/31/2023	10	7703	Electricity	184.11
53-0013498620-9 DEC2023	12/31/2023	10	7703	Electricity	295.23
53-0013498624-3 DEC2023	12/31/2023	10	7703	Electricity	245.91
53-0013498629-8 DEC2023	12/31/2023	10	7703	Electricity	244.44
53-0013511817-6 DEC2023	12/31/2023	10	7703	Electricity	298.55
53-00135772573-9 DEC23	12/31/2023	10	7703	Electricity	72.40
53-0013646868-2 DEC23	12/31/2023	10	7703	Electricity	53.75
53-0013798913-9 JAN24	12/31/2023	10	7703	Electricity	100.54
53-0013798917-3 DEC2023	12/31/2023	10	7703	Electricity	187.63
53-0013798922-0 DEC2023	12/31/2023	10	7703	Electricity	124.00
53-0013798928-6 DEC2023	12/31/2023	10	7703	Electricity	94.86
53-0013800734-9 DEC2023	12/31/2023	10	7703	Electricity	355.07
53-0013800737-2 DEC2023	12/31/2023	10	7703	Electricity	267.41
53-0013876791-7 DEC2023	12/31/2023	10	7703	Electricity	269.11
53-0013930308-8 DEC2023	12/31/2023	10	7703	Electricity	870.66
53-0014208598-8 DEC2023	12/31/2023	10	7703	Electricity	63.03
53-0014208629-6 DEC2023	12/31/2023	10	7703	Electricity	120.47
53-0014208647-8 DEC23	12/31/2023	10	7703	Electricity	50.58
53-0014592843-9 DEC2023	12/31/2023	10	7703	Electricity	15.04
53-0014623759-3 DEC2023	12/31/2023	10	7703	Electricity	36.72
53-0014625494-7 DEC23	12/31/2023	10	7703	Electricity	44.82
53-0014690340-9 DEC2023	12/31/2023	10	7703	Electricity	170.05
53-0014747891-6 DEC23	12/31/2023	10	7703	Electricity	112.34
Sum for Xcel Energy					4,658.94

**THE AURORA HIGHLANDS CAB
Cash Requested Report**

Bill number	Date	Fund_ID	Account	Account title	Transaction amount
Sum Total					71,469.21

THE AURORA HIGHLANDS COMMUNITY AUTHORITY BOARD

Schedule of Cash Position

December 31, 2023

Updated as of

February 12, 2024

	General Fund	Debt Service Fund	Capital Projects Fund	Total
1st Bank XX6684				
Balance as of 12/31/23	\$ 35,527.53	\$ 142,932.86	\$ -	\$ 178,460.39
1/1/2024 Reverse transfer between funds	-	102,567.14	(102,567.14)	-
1/2/2024 Xcel ACH	(2,646.45)	-	-	(2,646.45)
1/4/2024 Developer advance	63,000.00	-	-	63,000.00
1/4/2024 Developer portion of Draw 66	-	-	3,606.82	3,606.82
1/10/2024 Transfer to AACMD - Developer portion of Draw	-	-	(3,606.82)	(3,606.82)
1/10/2024 Developer portion of Draw 65	-	-	10,081.26	10,081.26
1/10/2024 Aurora Water ACH	(2,663.71)	-	-	(2,663.71)
1/10/2024 Billing return	(100.00)	-	-	(100.00)
1/12/2024 Pulte Deposit	-	17,500.00	-	17,500.00
1/12/2024 Design Fees	3,600.00	-	-	3,600.00
1/12/2024 PGP Design Fees	300.00	-	-	300.00
1/15/2024 Admin Checks #1305-1311	(128,899.70)	-	-	(128,899.70)
1/16/2024 Xcel ACH	(708.73)	-	-	(708.73)
1/18/2024 Waste Management ACH	(6,990.22)	-	-	(6,990.22)
1/24/2024 Insurance Wire	(538.00)	-	-	(538.00)
1/25/2024 Transfer to AACMD - Developer portion of Draw	-	-	(10,081.26)	(10,081.26)
1/25/2024 Transfer from other Districts	5,086.36	-	-	5,086.36
1/26/2024 Guardian, Bridgewater and Tripointe Deposits	150.00	17,500.00	-	17,650.00
1/30/2024 Developer advance	110,000.00	-	-	110,000.00
1/30/2024 Developer Portion of Draw 67	-	-	29,352.66	29,352.66
1/31/2024 Billing to date	46,190.99	-	-	46,190.99
2/1/2024 Transfer to AACMD - Developer portion of Draw 67	-	-	(29,352.66)	(29,352.66)
Anticipated developer advance	-	-	-	-
Anticipated Admin February	(71,469.21)	-	-	(71,469.21)
Anticipated transfer to Zions	-	(280,500.00)	-	(280,500.00)
Anticipated Transfer from AACMD -Cap Admin	-	-	102,567.14	102,567.14
Anticipated Balance	\$ 49,838.86	\$ -	\$ -	\$ 49,838.86
Zions Bank - 2021A Project Fund				
Balance as of 12/31/23	\$ -	\$ -	\$ 321,788.24	\$ 321,788.24
1/1/2024 Interest, net fees	-	-	27,814.69	27,814.69
1/22/2024 Req 56 InTract Report 27	-	-	(130,575.39)	(130,575.39)
Anticipated Balance	\$ -	\$ -	\$ 219,027.54	\$ 219,027.54
Zions Bank - 2021A Revenue Fund				
Balance as of 12/31/23	\$ -	\$ 11,723.11	\$ -	\$ 11,723.11
Anticipated transfer from checking	-	280,500.00	-	280,500.00
Anticipated Balance	\$ -	\$ 292,223.11	\$ -	\$ 292,223.11
Zions Bank - 2022B Project Fund				
Balance as of 12/31/23	\$ -	\$ -	\$ 42,015,313.23	\$ 42,015,313.23
1/22/2024 Req 16 - Draw 67	-	-	(4,336,619.98)	(4,336,619.98)
1/29/2024 Req 17 - Admin Reimb	-	-	(407,069.33)	(407,069.33)
Anticipated Req 18 - Draw 68	-	-	(3,752,984.21)	(3,752,984.21)
Anticipated Req 19 - InTract Report 28	-	-	(3,517,348.31)	(3,517,348.31)
Anticipated Balance	\$ -	\$ -	\$ 30,001,291.40	\$ 30,001,291.40
Zions Bank - 2023A Project Fund				
Balance as of 12/31/23	\$ -	\$ -	\$ 25,010,667.37	\$ 25,010,667.37
Anticipated Balance	\$ -	\$ -	\$ 25,010,667.37	\$ 25,010,667.37
Zions Bank - 2023A Cost of Issuance				
Balance as of 12/31/23	\$ -	\$ -	\$ 13,793.75	\$ 13,793.75
Anticipated Balance	\$ -	\$ -	\$ 13,793.75	\$ 13,793.75
Grand total	\$ 49,838.86	\$ 292,223.11	\$ 55,244,780.06	\$ 55,586,842.03



**THE AURORA HIGHLANDS
COMMUNITY AUTHORITY BOARD
AND
AEROTROPOLIS AREA COORDINATING
METROPOLITAN DISTRICT**

**ENGINEER'S REPORT AND VERIFICATION OF COSTS
ASSOCIATED WITH PUBLIC IMPROVEMENTS**

Draw No. 68

PREPARED BY:

SCHEDIO GROUP LLC
809 14TH STREET, SUITE A
GOLDEN, COLORADO 80401

LICENSED PROFESSIONAL ENGINEER:

TIMOTHY A. MCCARTHY
STATE OF COLORADO
LICENSE NO. 44349

DATE PREPARED:

February 11, 2024

CLIENT NO.: 181106

PROJECT: AACMD (SPINE)

Engineer's Report and Verification of Costs No. 47

TABLE OF CONTENTS

ENGINEER'S REPORT

INTRODUCTION.....	1
SUMMARY OF FINDINGS.....	1
DETERMINATION OF PUBLIC PRORATION PERCENTAGE.....	2
VERIFICATION OF COSTS.....	2
VERIFICATION OF PAYMENTS.....	2
VERIFICATION OF CONSTRUCTION.....	2
SPECIAL CIRCUMSTANCES AND NOTABLE METHODOLOGIES.....	2

ENGINEER'S VERIFICATION

ENGINEER'S VERIFICATION.....	4
------------------------------	---

EXHIBIT A

SUMMARY OF COSTS REVIEWED.....	5
--------------------------------	---

EXHIBIT B

SUMMARY OF DOCUMENTS REVIEWED.....	9
------------------------------------	---

ENGINEER'S REPORT

INTRODUCTION

Schedio Group LLC ("Schedio Group") entered into a Master Service Agreement ("MSA") for Engineering Services with Aerotropolis Area Coordinating Metropolitan District ("AACMD" and/or "District") on December 11, 2018. Task Order 01 AACMD/ARTA - Cost Verification was approved on December 19, 2018. This Engineer's Report and Verification of Costs Associated with Public Improvements ("Report") is Schedio Group's 47th deliverable associated with Task Order 01 of the MSA as it pertains to AACMD.

Per the *Amended and Restated Capital Construction and Reimbursement Agreement* ("CCRA") entered into on December 22, 2021, between The Aurora Highlands Community Authority Board and Aurora Highlands, LLC, a Nevada limited liability company ("Developer"):

Section N: "It is the intent of the CAB that AH LLC continue to be reimbursed for Verified Costs of the Improvements and AH Advances (collectively Verified Costs of the Improvements and AH Advances are referred to herein as "AH Reimbursements"), and to set forth the terms for such reimbursement." See Article II, Section 2.1 of the CCRA for pertaining to AH Reimbursements.

Per the *Agreement Regarding Coordination of Facilities Funding for ATEC Development Area* ("ATEC Agreement") entered into on December 22, 2021, between the Aurora Highlands Community Authority Board and Aurora Tech Center Development, LLC ("ATEC"):

Recitals: Section F: "In order for the Property to be developed, the public improvements that are a part of the Long-Term Capital Improvement Plan, which includes the public improvements that will support the development of the Property, (the "ATEC Improvements") must be designed, funded, acquired, constructed, or installed."

Recitals: Section G: "It is anticipated that the proceeds of CAB Obligations will include, as issued in the discretion of the CAB from time to time, proceeds to be used to fund the ATEC Improvements."

This Report consists of a review of costs incurred, and verification of costs associated with the design and construction of Public Improvements. Accrued interest is not considered in this report.

SUMMARY OF FINDINGS

Schedio Group reviewed \$9,108,165.40 of incurred expenses associated with Draw Request No. 68. Of the \$9,108,165.40 reviewed, Schedio Group verified \$7,507,547.36 as being associated with the design and construction of Public Improvements. Of the verified amount, \$1,843,592.35 is associated with TAH CAB/Spine Costs, \$1,381,296.08 with AH In Tract Costs, \$29,036.50 with AF ATEC Spine Costs ("ATEC Spine"), and \$4,253,622.43 with Aerotropolis Regional Transportation Authority Costs ("ARTA"). As costs associated with ARTA are reviewed and verified separately, they will not be included in this Report.

In summary, the total amount verified associated with TAH CAB/Spine Costs, AH In Tract Costs and AF ATEC Spine Costs is **\$3,253,924.93**.

For a summary of verified expenses associated with the design and construction of Public Improvements for TAH CAB/Spine Costs, AH In Tract Costs and AF ATEC Spine Costs, please see *Figure 1 – Summary of Verified Expenses* for TAH CAB/Spine Costs, AH In Tract Costs and AF ATEC Spine Costs below and attached *Exhibit A – Summary of Costs Reviewed (by Job Code and by Vendor)*.

	DRAW 68	DEVELOPER DRAW 68	TAH CAB/SPINE & AH IN TRACT DRAW 68			AF ATEC SPINE DRAW 68	TAH CAB/SPINE +AH IN TRACT + AF ATEC SPINE DRAW 68	AF ARTA DRAW 68	ARTA DRAW 68	TOTAL DRAW 68
	REVIEWED AMT	PRIVATE AMT	VERIFIED AMT (SPINE)	VERIFIED AMT (IN TRACT)	VERIFIED AMT (SPINE + IN TRACT)	VERIFIED AMT	VERIFIED AMT	VERIFIED AMT	VERIFIED AMT	
TOTALS ->	\$ 9,108,165.40	\$ 1,600,618.04	\$ 1,843,592.35	\$ 1,381,296.08	\$ 3,224,888.43	\$ 29,036.50	\$ 3,253,924.93	\$ 499,059.28	\$ 3,754,563.15	\$ 7,507,547.36

Figure 1 - Summary of Verified Expenses for TAH CAB/Spine Costs, AH In Tract Costs and AF ATEC Spine Costs

DETERMINATION OF PUBLIC PRORATION PERCENTAGE

As final plats are not available for the entire Aurora Highlands (“AH”) development at the time of this report, Schedio Group was unable to calculate an area-based Public Proration Percentage for application to expenditures with both public and private components. Instead, Schedio Group requested an estimate of Public Area compared to Total Area as a percentage from Norris Design, the planner for the Aurora Highlands development. As a result, Norris Design provided an estimated Public Proration Percentage of 40% for the entire AH development. Schedio Group and Norris Design reserve the right to revise the project’s Public Proration Percentage should additional information become available that would warrant such and either credit or debit the verified amount to date at that time.

VERIFICATION OF COSTS

Schedio Group reviewed soft, indirect, and hard costs associated with the design and construction of Public Improvements. Schedio Group found costs associated with Public Improvements to be reasonable when compared to similar projects, during similar timeframes in similar locales.

VERIFICATION OF PAYMENTS

As Draw No. 68 will be ratified during an upcoming board meeting, vendors have not yet received payment for services rendered as of the date of this report.

VERIFICATION OF CONSTRUCTION

Schedio Group LLC performed a site visit on February 9, 2024. Observation of the constructed improvements was performed to ensure that Public Improvements are being constructed in general conformance with the approved construction drawings. Photos are available from Schedio Group LLC upon request.

SPECIAL CIRCUMSTANCES AND NOTABLE METHODOLOGIES

Schedio Group reserves the right to revise or amend this report should additional information become available that would warrant such.

Various job code changes were implemented between Draw 26 and Draw 68. These job code changes were determined by others (developer, program manager, construction manager, etc.). Schedio Group was not involved in determining the job code changes. Schedio Group has incorporated the job code changes into Draw 67. As a result of the job code changes, historical and current verified dollar amounts have, in some cases, shifted from one job code (project segment) to another job code (project segment), which has caused ARTA’s financial obligation to change per the following agreements:

- Intergovernmental Agreement Among The Board Of County Commissioners Of The County Of Adams, The City of Aurora And The Aerotropolis Area Coordinating Metropolitan District Establishing The Aerotropolis Regional Transportation Authority, prepared by McGeady Becher P.C. and dated February 27, 2018
- Intergovernmental Agreement Regarding Design and Construction of The Aurora Highlands Parkway Among Aerotropolis Area Coordinating Metropolitan District and Aerotropolis Regional Transportation Authority, prepared by McGeady Becher P.C. and dated August 12, 2020



Schedio Group has been reviewing, and will continue to review, details associated with the cost code changes. Based on our reviews to date, Schedio Group has no reason to doubt the validity of the cost code changes. Schedio Group reserves the right to revise any verified amount(s) and its(their) respective assignment to a Cost Code or Job Code throughout the review process.

ENGINEER'S VERIFICATION

Timothy A. McCarthy, P.E. / Schedio Group LLC (the Independent Consulting Engineer) states as follows:


The Independent Consulting Engineer is an engineer duly qualified and licensed in the State of Colorado with experience in the design, construction, and verification of costs associated with the design and construction of Public Improvements of similar type and function as those described in the attached Engineer's Report dated February 11, 2024.

The Independent Consulting Engineer has reviewed applicable construction and legal documents related to the Public Improvements under consideration to state the conclusions set forth in this Engineer's Verification.

The Independent Consulting Engineer finds and determines that the Public Improvements considered in the attached Engineer's Report were constructed in general accordance with the approved construction drawings.

The Independent Consulting Engineer finds and determines that the Public Improvements considered in the attached Engineer's Report, from June 13, 2023, (date of Aztec Invoice No. 147227) to January 31, 2023 (date of Brightview Pay App No. 19), are reasonably valued at **\$3,253,924.93**.

In the opinion of the Independent Consulting Engineer, the above-stated value for soft, indirect, and hard costs associated with the design and construction of the Public Improvements is reasonable and consistent with costs of similar improvements constructed for similar purposes during the same timeframe and similar locales and is eligible for payment from Aerotropolis Area Metropolitan Coordinating District to Vendors.



February 11, 2024

Timothy A. McCarthy, P.E.

Colorado License No. 44349

EXHIBIT A

SUMMARY OF COSTS REVIEWED

SUMMARY OF COSTS REVIEWED BY JOB CODE

JOB CODE	JOB CODE DESCRIPTION	TOTAL DRAW 68	DEVELOPER DRAW 68	TAH CAB/SPINE DRAW 68	AH IN TRACT DRAW 68	AF ARTA DRAW 68	ARTA DRAW 68	AF ATEC SPINE DRAW 68
101	Overall Project (Non Specific)	\$ 177,105.58	\$ -	\$ 54,837.14	\$ 122,268.44	\$ -	\$ -	\$ -
102	Mass Grading	\$ 6,443.56	\$ -	\$ 6,443.56	\$ -	\$ -	\$ -	\$ -
103	Walls and Fencing	\$ 46,942.80	\$ -	\$ 46,942.80	\$ -	\$ -	\$ -	\$ -
104	Engineer's Report and Verification of Costs	\$ 15,834.27	\$ -	\$ 9,401.77	\$ -	\$ -	\$ 6,432.50	\$ -
140	ISP (Phase 1)	\$ 7,981.01	\$ -	\$ 7,981.01	\$ -	\$ -	\$ -	\$ -
142	ISP (Phase 3)	\$ 2,409.13	\$ -	\$ 2,409.13	\$ -	\$ -	\$ -	\$ -
143	ISP (Phase 4)	\$ 0.86	\$ -	\$ 0.86	\$ -	\$ -	\$ -	\$ -
144	32nd Aveue Phase 1	\$ 997.50	\$ -	\$ 997.50	\$ -	\$ -	\$ -	\$ -
145	32nd Aveue Phase 2	\$ 1,424.52	\$ -	\$ 1,424.52	\$ -	\$ -	\$ -	\$ -
152	Public Art	\$ 22,324.89	\$ -	\$ 22,324.89	\$ -	\$ -	\$ -	\$ -
155	Monitoring	\$ 0.00	\$ -	\$ 0.00	\$ -	\$ -	\$ -	\$ -
200	Demolition	\$ 50.76	\$ -	\$ 50.76	\$ -	\$ -	\$ -	\$ -
203	Monument (Phase 1)	\$ 14.18	\$ -	\$ 14.18	\$ -	\$ -	\$ -	\$ -
204	Monument (Phase 2)	\$ 556.54	\$ -	\$ 556.54	\$ -	\$ -	\$ -	\$ -
206	26th Ave (E470 - Main St)	\$ 28,774.56	\$ -	\$ 393.19	\$ -	\$ -	\$ 28,381.37	\$ -
207	26th Avenue (Main Street-Harvest)	\$ 28,774.56	\$ -	\$ 393.19	\$ -	\$ -	\$ 28,381.37	\$ -
208	26th Ave (Harvest - Powhatan)	\$ 101,264.29	\$ -	\$ 753.91	\$ -	\$ -	\$ 100,510.38	\$ -
209	26th Avenue (TAH Pkwy-Powhatan)	\$ 41,505.76	\$ -	\$ 713.44	\$ -	\$ -	\$ 40,792.32	\$ -
210	E470 Interchange (Phase 1)	\$ 3,035.13	\$ -	\$ -	\$ -	\$ -	\$ 3,035.13	\$ -
211	E470 Interchange (Phase 1.5)	\$ 1,002.45	\$ -	\$ -	\$ -	\$ -	\$ 1,002.45	\$ -
212	E470 Interchange (Phase 2)	\$ 3,414,759.48	\$ -	\$ -	\$ -	\$ -	\$ 3,414,759.48	\$ -
213	E470 Interchange (Phase 3)	\$ 1,002.45	\$ -	\$ -	\$ -	\$ -	\$ 1,002.45	\$ -
214	E470 Interchange (Phase 4)	\$ 1,007.23	\$ -	\$ -	\$ -	\$ -	\$ 1,007.23	\$ -
215	Center Round-a-Bout Monument	\$ 0.02	\$ -	\$ 0.02	\$ -	\$ -	\$ -	\$ -
220	Main St (26th Ave -TAH Pkwy)	\$ 17,272.67	\$ -	\$ 17,272.67	\$ -	\$ -	\$ -	\$ -
221	Main St (TAH Pkwy-42nd Ave)	\$ 0.00	\$ -	\$ 0.00	\$ -	\$ -	\$ -	\$ -
222	Main St (42nd Ave-46th Ave)	\$ 18,265.88	\$ -	\$ 18,265.88	\$ -	\$ -	\$ -	\$ -
230	Denali Blvd (TAH Pkwy to 42nd Ave)	\$ 9,236.55	\$ -	\$ 9,236.55	\$ -	\$ -	\$ -	\$ -
231	Denali Blvd (42nd Ave - 48th Ave)	\$ 11,840.92	\$ -	\$ 11,840.92	\$ -	\$ -	\$ -	\$ -
241	TAH Parkway (Main St-Denali Blvd)	\$ 141,897.61	\$ -	\$ 83,678.46	\$ -	\$ 58,219.15	\$ -	\$ -
244	TAH Parkway (30th-26th)	\$ 102,879.19	\$ -	\$ 178.57	\$ -	\$ 102,700.62	\$ -	\$ -
246	38th Ave (Himalaya St to E470) North	\$ 948.95	\$ -	\$ -	\$ -	\$ -	\$ 948.95	\$ -
247	38th Ave (Himalaya St to E470) South	\$ 948.95	\$ -	\$ -	\$ -	\$ -	\$ 948.95	\$ -
249	38th Pkwy (TAH Pkwy to Powhatan Rd)	\$ (0.02)	\$ -	\$ (0.02)	\$ -	\$ -	\$ -	\$ -
250	42nd Ave (Main St-Denali Blvd)	\$ 24,278.51	\$ -	\$ 24,278.51	\$ -	\$ -	\$ -	\$ -
289	Pond Improvements	\$ 9,536.49	\$ -	\$ 9,536.49	\$ -	\$ -	\$ -	\$ -
290	I-70 Interchange (Phase 1)	\$ 44,578.46	\$ -	\$ -	\$ -	\$ -	\$ 44,578.46	\$ -
291	I-70 Interchange (Phase 2)	\$ 2,049.14	\$ -	\$ -	\$ -	\$ -	\$ 2,049.14	\$ -
292	I-70 Interchange (Phase 3)	\$ 27,985.38	\$ -	\$ -	\$ -	\$ -	\$ 27,985.38	\$ -
293	I-70 Interchange (Phase 4)	\$ 1,745.41	\$ -	\$ -	\$ -	\$ -	\$ 1,745.41	\$ -
294	I-70 Interchange (Phase 5)	\$ 1,745.39	\$ -	\$ -	\$ -	\$ -	\$ 1,745.39	\$ -
300	Powhatan Rd (I-70-26th Ave)	\$ 38,363.35	\$ -	\$ -	\$ -	\$ 38,363.35	\$ -	\$ -
301	Powhatan Road (26th-38th)	\$ 62,913.87	\$ -	\$ 2,039.99	\$ -	\$ 60,873.88	\$ -	\$ -
303	ARTA Aerropolis Pkwy Access Control Plan	\$ 15.09	\$ -	\$ 15.09	\$ -	\$ -	\$ -	\$ -
304	26th Avenue Interchange	\$ 30,267.21	\$ -	\$ 81.21	\$ -	\$ 30,186.00	\$ -	\$ -
320	48th Avenue (E470-Main St)	\$ 102,989.38	\$ -	\$ -	\$ -	\$ 102,989.38	\$ -	\$ -
321	48th Avenue (Main St-Denali Blvd)	\$ 50,130.68	\$ -	\$ -	\$ -	\$ 50,130.68	\$ -	\$ -
330	West Village Ave (Main St-26th)	\$ 398,458.38	\$ -	\$ 398,458.38	\$ -	\$ -	\$ -	\$ -
331	West Village Ave (Hogan St-26th)	\$ 131.25	\$ -	\$ 131.25	\$ -	\$ -	\$ -	\$ -
332	Tributary W Drainage	\$ 137,593.12	\$ -	\$ 137,593.12	\$ -	\$ -	\$ -	\$ -
334	Hogan St Park (West Village Ave/TAH Pkwy)	\$ 514,386.28	\$ -	\$ 514,386.28	\$ -	\$ -	\$ -	\$ -
340	Fultondale Street (42nd-School)	\$ 236,909.48	\$ -	\$ 236,909.48	\$ -	\$ -	\$ -	\$ -
343	32nd Avenue	\$ 3,817.10	\$ -	\$ 3,817.10	\$ -	\$ -	\$ -	\$ -
345	Hogan Park Street (TAH Pkwy-E Creek)	\$ 4,167.71	\$ -	\$ 4,167.71	\$ -	\$ -	\$ -	\$ -
347	Reserve Boulevard (42nd-Park View)	\$ 5,588.41	\$ -	\$ 5,588.41	\$ -	\$ -	\$ -	\$ -
349	Little River (Reserve to 48th)	\$ 63.31	\$ -	\$ 63.31	\$ -	\$ -	\$ -	\$ -
350	Mass Grading	\$ 80,818.34	\$ -	\$ 80,818.34	\$ -	\$ -	\$ -	\$ -
351	Overlot Phase II	\$ 3,112.58	\$ -	\$ 3,112.58	\$ -	\$ -	\$ -	\$ -
400	Section 21/28 Miscellaneous	\$ (0.45)	\$ -	\$ (0.45)	\$ -	\$ -	\$ -	\$ -

SUMMARY OF COSTS REVIEWED BY JOB CODE

JOB CODE	JOB CODE DESCRIPTION	TOTAL DRAW 68	DEVELOPER DRAW 68	TAH CAB/SPINE DRAW 68	AH IN TRACT DRAW 68	AF ARTA DRAW 68	ARTA DRAW 68	AF ATEC SPINE DRAW 68
511	Recreation Center 01 (CSP 1) Pool	\$ 1.39	\$ -	\$ 1.39	\$ -	\$ -	\$ -	\$ -
531	Park 01	\$ 95,277.59	\$ -	\$ 95,277.59	\$ -	\$ -	\$ -	\$ -
532	Park 02	\$ 7,156.11	\$ -	\$ 7,156.11	\$ -	\$ -	\$ -	\$ -
533	Park 03	\$ 228.53	\$ -	\$ 228.53	\$ -	\$ -	\$ -	\$ -
546	Open Space PAG1	\$ (0.02)	\$ -	\$ (0.02)	\$ -	\$ -	\$ -	\$ -
548	Open Space	\$ 557.70	\$ -	\$ 557.70	\$ -	\$ -	\$ -	\$ -
557	Phase 1A North (A)	\$ 3,476.68	\$ -	\$ 3,476.68	\$ -	\$ -	\$ -	\$ -
558	Phase 1A North (B)	\$ 14,149.18	\$ -	\$ 14,149.18	\$ -	\$ -	\$ -	\$ -
569	Open Space	\$ 5,525.10	\$ -	\$ 5,525.10	\$ -	\$ -	\$ -	\$ -
601	Picadilly Rd (38th to 56th)	\$ 49,256.80	\$ -	\$ -	\$ -	\$ -	\$ 49,256.80	\$ -
602	Monaghan Road	\$ 55,596.22	\$ -	\$ -	\$ -	\$ 55,596.22	\$ -	\$ -
705	Crestor Well	\$ 7,006.84	\$ -	\$ 111.84	\$ -	\$ -	\$ -	\$ 6,895.00
710	Mass Overlot Grading	\$ 22,141.50	\$ -	\$ -	\$ -	\$ -	\$ -	\$ 22,141.50
900	General In-Tract Costs	\$ 10,453.70	\$ -	\$ -	\$ 10,453.70	\$ -	\$ -	\$ -
901	Filing 01	\$ 2,812.23	\$ -	\$ -	\$ 2,812.23	\$ -	\$ -	\$ -
902	Filing 02 - RAH	\$ 245,561.13	\$ -	\$ -	\$ 245,561.13	\$ -	\$ -	\$ -
903	Filing 03	\$ 2,318.70	\$ -	\$ -	\$ 2,318.70	\$ -	\$ -	\$ -
904	Filing 04	\$ 55.89	\$ -	\$ -	\$ 55.89	\$ -	\$ -	\$ -
905	Filing 05 - Pulte	\$ 709.68	\$ -	\$ -	\$ 709.68	\$ -	\$ -	\$ -
907	Filing 07	\$ 571,468.87	\$ 449,764.60	\$ -	\$ 121,704.27	\$ -	\$ -	\$ -
908	Filing 08	\$ 61,903.51	\$ -	\$ -	\$ 61,903.51	\$ -	\$ -	\$ -
909	Filing 09	\$ 0.18	\$ -	\$ -	\$ 0.18	\$ -	\$ -	\$ -
910	Filing 10	\$ 25,803.71	\$ -	\$ -	\$ 25,803.71	\$ -	\$ -	\$ -
911	Filing 11	\$ 45,522.27	\$ -	\$ -	\$ 45,522.27	\$ -	\$ -	\$ -
913	Filing 13	\$ 43,049.69	\$ -	\$ -	\$ 43,049.69	\$ -	\$ -	\$ -
915	Filing 15	\$ 7.09	\$ -	\$ -	\$ 7.09	\$ -	\$ -	\$ -
916	Filing 16	\$ 12.46	\$ -	\$ -	\$ 12.46	\$ -	\$ -	\$ -
917	Filing 17	\$ 12.46	\$ -	\$ -	\$ 12.46	\$ -	\$ -	\$ -
918	Filing 18	\$ 4,421.89	\$ -	\$ -	\$ 4,421.89	\$ -	\$ -	\$ -
919	Filing 19	\$ 800,738.40	\$ 640,158.30	\$ -	\$ 160,580.10	\$ -	\$ -	\$ -
921	Filing 21	\$ 629,456.34	\$ 503,225.14	\$ -	\$ 126,231.20	\$ -	\$ -	\$ -
922	Filing 22	\$ 6,176.77	\$ -	\$ -	\$ 6,176.77	\$ -	\$ -	\$ -
923	Filing 23	\$ 23,706.55	\$ -	\$ -	\$ 23,706.55	\$ -	\$ -	\$ -
924	Filing 24	\$ 4,287.41	\$ -	\$ -	\$ 4,287.41	\$ -	\$ -	\$ -
925	Filing 25	\$ 4,759.75	\$ -	\$ -	\$ 4,759.75	\$ -	\$ -	\$ -
926	Filing 26	\$ 16,295.88	\$ -	\$ -	\$ 16,295.88	\$ -	\$ -	\$ -
927	Filing 27	\$ 19,166.25	\$ -	\$ -	\$ 19,166.25	\$ -	\$ -	\$ -
928	Filing 28	\$ 272.50	\$ -	\$ -	\$ 272.50	\$ -	\$ -	\$ -
929	Filing 29	\$ 1,050.19	\$ -	\$ -	\$ 1,050.19	\$ -	\$ -	\$ -
930	Filing 30	\$ 2,055.15	\$ -	\$ -	\$ 2,055.15	\$ -	\$ -	\$ -
931	Filing 31	\$ 1,591.98	\$ -	\$ -	\$ 1,591.98	\$ -	\$ -	\$ -
932	Filing 32	\$ 1,443.36	\$ -	\$ -	\$ 1,443.36	\$ -	\$ -	\$ -
933	Filing 33	\$ 1,906.53	\$ -	\$ -	\$ 1,906.53	\$ -	\$ -	\$ -
934	Filing 34	\$ 138,259.66	\$ -	\$ -	\$ 138,259.66	\$ -	\$ -	\$ -
935	Filing 35	\$ 96,743.26	\$ -	\$ -	\$ 96,743.26	\$ -	\$ -	\$ -
936	Filing 36	\$ 57,160.21	\$ 7,470.00	\$ -	\$ 49,690.21	\$ -	\$ -	\$ -
937	Filing 37	\$ 21,502.39	\$ -	\$ -	\$ 21,502.39	\$ -	\$ -	\$ -
938	Filing 38	\$ 18,814.59	\$ -	\$ -	\$ 18,814.59	\$ -	\$ -	\$ -
XXX	Mass Overlot Grading	\$ 145.04	\$ -	\$ -	\$ 145.04	\$ -	\$ -	\$ -
	TOTALS -->	\$ 9,108,165.40	\$ 1,600,618.04	\$ 1,843,592.35	\$ 1,381,296.08	\$ 499,059.28	\$ 3,754,563.15	\$ 29,036.50

SUMMARY OF COSTS VERIFIED BY VENDOR

VENDOR	TOTAL DRAW 68	DEVELOPER DRAW 68	TAH CAB/SPINE DRAW 68	AH IN TRACT DRAW 68	AF ARTA DRAW 68	ARTA DRAW 68	AF ATEC SPINE DRAW 68
AECOM	\$ 695,498.32	\$ -	\$ 3,772.39	\$ -	\$ 401,288.69	\$ 261,400.74	\$ 29,036.50
Aztec Consultants	\$ 60,055.91	\$ 7,470.00	\$ -	\$ 52,585.91	\$ -	\$ -	\$ -
Beam, Longest & Neff	\$ 77,057.00	\$ -	\$ -	\$ -	\$ 34,437.00	\$ 42,620.00	\$ -
Big West Consulting	\$ 49,751.00	\$ -	\$ 49,751.00	\$ -	\$ -	\$ -	\$ -
Brightview Landscaping	\$ 13,979.03	\$ -	\$ 10,845.74	\$ -	\$ 3,133.29	\$ -	\$ -
Clanton & Associates	\$ 2,725.25	\$ -	\$ 2,421.50	\$ -	\$ -	\$ 303.75	\$ -
CTL Thompson	\$ 71,373.00	\$ -	\$ 9,948.00	\$ 61,425.00	\$ -	\$ -	\$ -
E-470 Public Highway Authority	\$ 3,300,088.65	\$ -	\$ -	\$ -	\$ -	\$ 3,300,088.65	\$ -
Felsburg Holt and Ullevig	\$ 1,980.00	\$ -	\$ -	\$ -	\$ -	\$ 1,980.00	\$ -
HR Green	\$ 1,820.50	\$ -	\$ 1,820.50	\$ -	\$ -	\$ -	\$ -
JHL	\$ 2,025,410.04	\$ -	\$ 1,579,060.01	\$ 408,045.89	\$ 38,304.14	\$ -	\$ -
Kiewit Infrastructure	\$ 29,319.00	\$ -	\$ 17,005.02	\$ -	\$ 12,313.98	\$ -	\$ -
Matrix	\$ 367,643.00	\$ -	\$ 68,567.50	\$ 299,075.50	\$ -	\$ -	\$ -
Merrick	\$ 11,118.75	\$ -	\$ 10,351.73	\$ -	\$ 767.02	\$ -	\$ -
NETC	\$ 25,949.00	\$ -	\$ -	\$ -	\$ -	\$ 25,949.00	\$ -
Norris Design	\$ 19,551.32	\$ -	\$ 17,082.97	\$ 1,127.50	\$ 1,340.85	\$ -	\$ -
RE Monks	\$ 1,992,780.24	\$ 1,593,148.04	\$ -	\$ 399,632.20	\$ -	\$ -	\$ -
Schedio Group	\$ 25,965.06	\$ -	\$ 9,142.18	\$ 10,390.38	\$ -	\$ 6,432.50	\$ -
Summit Strategies	\$ 336,100.33	\$ -	\$ 63,823.81	\$ 149,013.70	\$ 7,474.31	\$ 115,788.51	\$ -
TOTALS -->	\$ 9,108,165.40	\$ 1,600,618.04	\$ 1,843,592.35	\$ 1,381,296.08	\$ 499,059.28	\$ 3,754,563.15	\$ 29,036.50

EXHIBIT B

SUMMARY OF DOCUMENTS REVIEWED

SUMMARY OF DOCUMENTS REVIEWED

SERVICE PLANS

- First Amended and Restated Service Plan for Aerotropolis Area Coordinating Metropolitan District, City of Aurora Colorado, prepared by McGeady Becher P.C., dated October 16, 2017

DISTRICT AGREEMENTS

- Facilities Funding and Acquisition Agreement between Aerotropolis Area Coordinating Metropolitan District and The Aurora Highlands, LLC, prepared by McGeady Becher P.C., executed July 20, 2018
- 2017-2018 Operation Funding Agreement between Aerotropolis Area Metropolitan District and The Aurora Highlands, LLC, prepared by McGeady Becher P.C., executed on July 20, 2018
- First Amended and Restated Facilities Funding and Acquisition Agreement between Aerotropolis Area Coordinating Metropolitan District and The Aurora Highlands, LLC, prepared by McGeady Becher P.C., executed on August 23, 2018
- Intergovernmental Agreement Regarding Coordination of Facilities Funding for ATEC Metropolitan District No. 1 Projects between The Aurora Highlands Community Authority Board and Aurora Tech Center Development, LLC, prepared by McGeady Becher P.C. (Unexecuted)
- Amended and Restated Capital Construction and Reimbursement Agreement by and between The Aurora Highlands Community Authority Board and Aurora Highlands LLC, prepared by McGeady Becher P.C., effective December 22, 2021 (Unexecuted)
- Agreement Regarding Coordination of Facilities Funding for ATEC Development Area between The Aurora Highlands Community Authority Board and Aurora Tech Center Development, LLC, prepared by McGeady Becher P.C., effective December 22, 2021 (Unexecuted)

CONSTRUCTION DRAW REQUESTS

- AACMD Draw Request No. 01, dated September 7, 2018, revised October 15, 2018
- AACMD Draw Request No. 02, dated September 14, 2018
- AACMD Draw Request No. 03, dated September 30, 2018
- AACMD Draw Request No. 04, dated October 15, 2018
- AACMD Draw Request No. 05, dated November 13, 2018
- AACMD Draw Request No. 06, dated December 11, 2018
- AACMD Draw Request No. 07, dated January 15, 2019
- AACMD Draw Request No. 08, dated February 12, 2019
- AACMD Draw Request No. 09, dated March 12, 2019
- AACMD Draw Request No. 10, dated April 12, 2019
- AACMD Draw Request No. 11, dated May 16, 2019
- AACMD Draw Request No. 12, dated June 20, 2019

- AACMD Draw Request No. 13, dated July 18, 2019
- AACMD Draw Request No. 14, dated August 15, 2019
- AACMD Draw Request No. 15, dated September 19, 2019
- AACMD Draw Request No. 16, dated October 17, 2019
- AACMD Draw Request No. 17, dated November 21, 2019
- AACMD Draw Request No. 18, dated December 19, 2019
- AACMD Draw Request No. 19, dated January 16, 2020
- AACMD Draw Request No. 20, dated February 20, 2020
- AACMD Draw Request No. 21, dated March 19, 2020
- AACMD Draw Request No. 22, dated April 16, 2020
- AACMD Draw Request No. 23, dated May 21, 2020
- AACMD Draw Request No. 24, dated June 18, 2020
- AACMD Draw Request No. 25, dated July 16, 2020
- AACMD Draw Request No. 26, dated August 20, 2020
- AACMD Draw Request No. 27, dated September 17, 2020
- AACMD Draw Request No. 28, dated October 21, 2020
- AACMD Draw Request No. 29, dated November 17, 2020
- AACMD Draw Request No. 30, dated December 17, 2020
- AACMD Draw Request No. 31, dated January 18, 2021
- AACMD Draw Request No. 32, dated February 7, 2021
- AACMD Draw Request No. 33, dated March 6, 2021
- AACMD Draw Request No. 34, dated April 5, 2021
- AACMD Draw Request No. 35, dated May 11, 2021
- AACMD Draw Request No. 36, dated June 7, 2021
- AACMD Draw Request No. 37, dated July 2, 2021
- AACMD Draw Request No. 38, dated August 10, 2021
- AACMD Draw Request No. 39, dated September 7, 2021
- AACMD Draw Request No. 40, dated October 12, 2021
- AACMD Draw Request No. 41, dated November 14, 2021
- AACMD Draw Request No. 42, dated December 8, 2021
- AACMD Draw Request No. 43, dated January 12, 2022
- AACMD Draw Request No. 44, dated February 8, 2022

- AACMD Draw Request No. 45, dated March 7, 2022
- AACMD Draw Request No. 46, dated April 11, 2022
- AACMD Draw Request No. 47, dated May 10, 2022
- AACMD Draw Request No. 48, dated June 6, 2022
- AACMD Draw Request No. 49, dated July 13, 2022
- AACMD Draw Request No. 50, dated August 4, 2022
- AACMD Draw Request No. 51, dated September 6, 2022
- AACMD Draw Request No. 52, dated October 6, 2022
- AACMD Draw Request No. 53, dated November 2, 2022
- AACMD Draw Request No. 54, dated December 9, 2022
- AACMD Draw Request No. 55, dated January 6, 2023
- AACMD Draw Request No. 56, dated February 7, 2023
- AACMD Draw Request No. 57, dated March 13, 2023
- AACMD Draw Request No. 58, dated April 12, 2023 (Revised May 3, 2023)
- AACMD Draw Request No. 59, dated May 12, 2023
- AACMD Draw Request No. 60, dated June 6, 2023
- AACMD Draw Request No. 61, dated July 10, 2023
- AACMD Draw Request No. 62, dated August 10, 2023
- AACMD Draw Request No. 63, dated September 11, 2023
- AACMD Draw Request No. 64, dated October 9, 2023
- AACMD Draw Request No. 65, dated November 8, 2023
- AACMD Draw Request No. 65.5, dated November 15, 2023
- AACMD Draw Request No. 67, dated January 4, 2024
- AACMD Draw Request No. 68, dated February 4, 2024

SUBORDINATE PROJECT FUND REQUISITION

Requisition No. 18

**THE AURORA HIGHLANDS COMMUNITY AUTHORITY BOARD
IN THE CITY OF AURORA
ADAMS COUNTY, COLORADO
SUBORDINATE SPECIAL TAX REVENUE BONDS
SERIES 2022B**

The above captioned bonds were issued pursuant to an Indenture of Trust (Subordinate) dated December 21, 2022 (the “Indenture”) between The Aurora Highlands Community Authority Board (the “Authority”) and Zions Bancorporation, National Association, as trustee (“Trustee”). All capitalized terms used in this Subordinate Project Fund Requisition shall have the meanings ascribed to such terms by the Indenture.

The undersigned Authority Representative hereby makes a requisition from the Subordinate Project Fund held by the Trustee under the Indenture, and in support thereof states:

1. The total amount hereby requisitioned by the Authority from the Subordinate Project Fund pursuant to this Subordinate Project Fund Requisition is \$3,752,984.21 (the “Requisitioned Amount”).

2. The Requisitioned Amount is for the purpose(s) of *[check applicable box and complete information if required]*:

Paying or reimbursing the following individual or entity (“Person”): *[If this box is checked, please provide the following information with respect to the Person to whom funds are to be disbursed]*:

(i) The name and address of the Person with whom moneys have been placed in escrow is as follows:

Aerotropolis Area Coordinating Metropolitan District
8930 E. Crescent Parkway, Suite 300
Greenwood Village, CO 80111

(ii) Payment is due to the above Person for *[briefly describe the nature of the obligation and the applicable Public Improvements]*:

Provide funding for public improvements constructed by Aerotropolis Area Coordinating Metropolitan District, as Project Manager, which benefit the Districts, property owners, and residents within the Aurora Highlands Development area per the attached Draw 68 Summary.

Depositing moneys into the Construction Reserve Account. *[If this box is checked, please provide the following information with respect to the Construction Reserve Account]*:

3. The Requisitioned Amount shall be disbursed by the Trustee pursuant to the following instructions: *[Provide wire transfer or other transmission instructions]*:

Wiring instructions previously provided.

4. The above payment obligations have been or will be properly incurred, is or will be a proper charge against the Subordinate Project Fund and has or have not been the basis of any previous withdrawal. The disbursement requested herein will be used solely for the payment of Project Costs.

5. With respect to the disbursement of funds by the Trustee from the Subordinate Project Fund pursuant to this Subordinate Project Fund Requisition, on behalf of the Authority the undersigned Authority Representative or Authority President, as applicable, by its execution hereof hereby: (i) certifies that the Authority has reviewed the wire instructions or other payment information set forth in paragraph 3 of this Subordinate Project Fund Requisition and confirms that such wire instructions or other payment information is accurate; (ii) agrees that the Authority will indemnify and hold harmless the Trustee from and against any and all claims, demands, losses, liabilities, and expenses sustained, including, without limitation, attorney fees, arising directly or indirectly from the Trustee’s disbursement of funds from the Subordinate Project Fund in accordance with this Subordinate Project Fund Requisition and the wiring instructions or other payment information provided herein; and (iii) agrees that the Authority will not seek recourse from the Trustee as a result of losses incurred by the Authority arising from the Trustee’s disbursement of funds in accordance with this Subordinate Project Fund Requisition and the instructions contained herein.

IN WITNESS WHEREOF, I have hereunto set my hand this 12th day of February, 2024.

**THE AURORA HIGHLANDS COMMUNITY
AUTHORITY BOARD**

Authority Representative or President
Name: Matt Hopper

Authority Accountant
Name of Firm: CliftonLarsonAllen LLP
Name/Title: Jason Carroll, District Accountant

[Signature Page to Subordinate Project Fund Requisition No. 18]

Aerotropolis Area Coordinating Metropolitan District (AACMD)

Total Draw Request 068 9,108,165.40

TAH CAB/Spine Costs Amount	\$ 1,843,592.38
AH In-Tract Costs Amount	\$ 1,381,296.08
AF ARTA Costs Amount	\$ 3,754,563.15
AF ARTA to ATEC Costs Amount	\$ 499,059.28
AF ATEC Spine Costs Amount	\$ 29,036.50
ATEC In-Tract Costs Amount	\$ -
Developer Amount	\$ 1,600,618.04

2/22/2024

Draw Request 1-67 #####	\$ 995,196.68	\$ (1,251,999.73)	\$ (905,113.13)	\$ -	\$ (99,058.50)	\$ -	\$ 1,261,001.69	Variance
	\$ 176,172,372.76	\$ 31,721,161.37	\$ 67,933,015.42	\$ 16,119,759.83	\$ 3,629,976.30	\$ -	\$ 1,673,896.18	DRAW

Name	Discipline	Task Order	Segment	Invoice #	Invoice \$	Coding	Authorized MSATask Order Amount	TAH CAB/Spine Costs	AH In-Tract Costs	AF ARTA Costs	AF ARTA to ATEC	AF ATEC Spine Costs	ATEC In-Tract Costs	Developer Current	TAH CAB/Spine Costs Previous	AH In-Tract Costs Previous	AF ARTA Costs Previous	AF ARTA - ATEC Costs Previous	AF ATEC Spine Costs Previous	ATEC In-Tract Costs Previous	Developer Previous	Total Current and Previous	Remaining Amount	% Comp
TOTAL DESIGN & CONS																								
					\$ 9,108,165.40		\$ 334,662,169.05	\$ 1,843,592.38	\$ 1,381,296.08	\$ 3,754,563.15	\$ 499,059.28	\$ 29,036.50	\$ -	\$ 1,600,618.04	\$ 175,330,641.08	\$ 34,624,116.75	\$ 58,468,628.55	\$ 18,119,759.53	\$ 3,728,063.80	\$ -	\$ 4,618,896.28	\$ 304,018,272.38	\$ 30,643,896.67	

Design	Terra Forma Solutions	Program Manager	1	NA	Monthly Management (T&M)		\$ 1,005,606.00	\$ -	\$ -	\$ -	\$ -	\$ -	\$ -	\$ -	\$ 634,213.92	\$ 7,441.47	\$ 334,202.62	\$ 116.46	\$ -	\$ 26,411.75	\$ -	\$ 3,218.78	\$ 1,005,606.00	\$ -	100%
	Terra Forma Solutions	Design Program Manager			ISP (Phase 1)	3002-1400.00.04	\$ 12,341.37	\$ -	\$ -	\$ -	\$ -	\$ -	\$ -	\$ -	\$ 12,341.37	\$ -	\$ -	\$ -	\$ -	\$ -	\$ -	\$ -	\$ 12,341.37	\$ -	100%
	Terra Forma Solutions	Design Program Manager			ISP (Phase 2)	3002-1410.00.04	\$ 12,287.07	\$ -	\$ -	\$ -	\$ -	\$ -	\$ -	\$ -	\$ 12,287.07	\$ -	\$ -	\$ -	\$ -	\$ -	\$ -	\$ -	\$ 12,287.07	\$ -	100%
	Terra Forma Solutions	Design Program Manager			ISP (Phase 3 Trib 1)	3002-1420.00.04	\$ 2,780.36	\$ -	\$ -	\$ -	\$ -	\$ -	\$ -	\$ -	\$ 2,780.36	\$ -	\$ -	\$ -	\$ -	\$ -	\$ -	\$ -	\$ 2,780.36	\$ -	100%
	Terra Forma Solutions	Design Program Manager			ISP (Phase 3 Trib 2)	3002-1430.00.04	\$ 2,780.36	\$ -	\$ -	\$ -	\$ -	\$ -	\$ -	\$ -	\$ 2,780.36	\$ -	\$ -	\$ -	\$ -	\$ -	\$ -	\$ -	\$ 2,780.36	\$ -	100%
	Terra Forma Solutions	Design Program Manager			Demolition	3002-200.00.04	\$ 2,358.00	\$ -	\$ -	\$ -	\$ -	\$ -	\$ -	\$ -	\$ 2,358.00	\$ -	\$ -	\$ -	\$ -	\$ -	\$ -	\$ -	\$ 2,358.00	\$ -	100%
	Terra Forma Solutions	Design Program Manager			Monument (Phase 1)	3002-203.00.04	\$ 25,981.85	\$ -	\$ -	\$ -	\$ -	\$ -	\$ -	\$ -	\$ 25,981.85	\$ -	\$ -	\$ -	\$ -	\$ -	\$ -	\$ -	\$ 25,981.85	\$ -	100%
	Terra Forma Solutions	Design Program Manager			Monument (Phase 2)	3002-204.00.04	\$ 9,759.15	\$ -	\$ -	\$ -	\$ -	\$ -	\$ -	\$ -	\$ 9,759.15	\$ -	\$ -	\$ -	\$ -	\$ -	\$ -	\$ -	\$ 9,759.15	\$ -	100%
	Terra Forma Solutions	Design Program Manager			Monument (E470)	3002-205.00.04	\$ 6,810.10	\$ -	\$ -	\$ -	\$ -	\$ -	\$ -	\$ -	\$ 6,810.10	\$ -	\$ -	\$ -	\$ -	\$ -	\$ -	\$ -	\$ 6,810.10	\$ -	100%
	Terra Forma Solutions	Design Program Manager			26th Avenue (E470-Denial Blvd)	3002-206.00.04	\$ 9,726.70	\$ -	\$ -	\$ -	\$ -	\$ -	\$ -	\$ -	\$ 9,726.70	\$ -	\$ -	\$ -	\$ -	\$ -	\$ -	\$ -	\$ 9,726.70	\$ -	100%
	Terra Forma Solutions	Design Program Manager			26th Avenue (E470-Main Street) 30%	3002-207.00.04	\$ 6,237.66	\$ -	\$ -	\$ -	\$ -	\$ -	\$ -	\$ -	\$ 6,237.66	\$ -	\$ -	\$ -	\$ -	\$ -	\$ -	\$ -	\$ 6,237.66	\$ -	100%
	Terra Forma Solutions	Design Program Manager			E470 Interchange (Phase 1)	3003-210.00.04	\$ 25,284.65	\$ -	\$ -	\$ -	\$ -	\$ -	\$ -	\$ -	\$ 25,284.65	\$ -	\$ -	\$ -	\$ -	\$ -	\$ -	\$ -	\$ 25,284.65	\$ -	100%
	Terra Forma Solutions	Design Program Manager			E470 Interchange (Phase 1.5)	3003-211.00.04	\$ 15,029.28	\$ -	\$ -	\$ -	\$ -	\$ -	\$ -	\$ -	\$ 15,029.28	\$ -	\$ -	\$ -	\$ -	\$ -	\$ -	\$ -	\$ 15,029.28	\$ -	100%
	Terra Forma Solutions	Design Program Manager			E470 Interchange (Phase 2)	3003-212.00.04	\$ 19,234.03	\$ -	\$ -	\$ -	\$ -	\$ -	\$ -	\$ -	\$ 19,234.03	\$ -	\$ -	\$ -	\$ -	\$ -	\$ -	\$ -	\$ 19,234.03	\$ -	100%
	Terra Forma Solutions	Design Program Manager			E470 Interchange (Phase 3)	3003-213.00.04	\$ 28,548.93	\$ -	\$ -	\$ -	\$ -	\$ -	\$ -	\$ -	\$ 28,548.93	\$ -	\$ -	\$ -	\$ -	\$ -	\$ -	\$ -	\$ 28,548.93	\$ -	100%
	Terra Forma Solutions	Design Program Manager			E470 Interchange (Phase 4)	3003-214.00.04	\$ 19,816.33	\$ -	\$ -	\$ -	\$ -	\$ -	\$ -	\$ -	\$ 19,816.33	\$ -	\$ -	\$ -	\$ -	\$ -	\$ -	\$ -	\$ 19,816.33	\$ -	100%
	Terra Forma Solutions	Design Program Manager			Main Street (20th-TAH Pkwy)	3002-220.00.04	\$ 38,324.55	\$ -	\$ -	\$ -	\$ -	\$ -	\$ -	\$ -	\$ 38,324.55	\$ -	\$ -	\$ -	\$ -	\$ -	\$ -	\$ -	\$ 38,324.55	\$ -	100%
	Terra Forma Solutions	Design Program Manager			Main Street (TAH Pkwy-42nd)	3002-221.00.04	\$ 28,241.46	\$ -	\$ -	\$ -	\$ -	\$ -	\$ -	\$ -	\$ 28,241.46	\$ -	\$ -	\$ -	\$ -	\$ -	\$ -	\$ -	\$ 28,241.46	\$ -	100%
	Terra Forma Solutions	Design Program Manager			Denial Boulevard (TAH Pkwy-42nd)	3002-230.00.04	\$ 30,318.34	\$ -	\$ -	\$ -	\$ -	\$ -	\$ -	\$ -	\$ 30,318.34	\$ -	\$ -	\$ -	\$ -	\$ -	\$ -	\$ -	\$ 30,318.34	\$ -	100%
	Terra Forma Solutions	Design Program Manager			Denial Boulevard (42nd-38th)	3002-231.00.04	\$ 7,858.67	\$ -	\$ -	\$ -	\$ -	\$ -	\$ -	\$ -	\$ 7,858.67	\$ -	\$ -	\$ -	\$ -	\$ -	\$ -	\$ -	\$ 7,858.67	\$ -	100%
	Terra Forma Solutions	Design Program Manager			38th Plaza (Main St-Denial)	3002-232.00.04	\$ 8,751.75	\$ -	\$ -	\$ -	\$ -	\$ -	\$ -	\$ -	\$ 8,751.75	\$ -	\$ -	\$ -	\$ -	\$ -	\$ -	\$ -	\$ 8,751.75	\$ -	100%
	Terra Forma Solutions	Design Program Manager			TAH Parkway & Tributary T CAB 58%	3002-241.00.04	\$ 151,091.63	\$ -	\$ -	\$ -	\$ -	\$ -	\$ -	\$ -	\$ 151,091.63	\$ -	\$ -	\$ -	\$ -	\$ -	\$ -	\$ -	\$ 151,091.63	\$ -	100%
	Terra Forma Solutions	Design Program Manager			TAH Parkway & Tributary T ARTA 4%	3002-242.00.04	\$ 109,411.17	\$ -	\$ -	\$ -	\$ -	\$ -	\$ -	\$ -	\$ 109,411.17	\$ -	\$ -	\$ -	\$ -	\$ -	\$ -	\$ -	\$ 109,411.17	\$ -	100%
	Terra Forma Solutions	Design Program Manager			38th Avenue/Himlaya-E470 S. Side	3003-247.00.04	\$ 14,783.85	\$ -	\$ -	\$ -	\$ -	\$ -	\$ -	\$ -	\$ 14,783.85	\$ -	\$ -	\$ -	\$ -	\$ -	\$ -	\$ -	\$ 14,783.85	\$ -	100%
	Terra Forma Solutions	Design Program Manager			38th Parkway (Powhatan to Monog)	3004-248.00.04	\$ 12,966.95	\$ -	\$ -	\$ -	\$ -	\$ -	\$ -	\$ -	\$ 12,966.95	\$ -	\$ -	\$ -	\$ -	\$ -	\$ -	\$ -	\$ 12,966.95	\$ -	100%
	Terra Forma Solutions	Design Program Manager			38th Parkway (TAH Pkwy-Powhatan)	3002-249.00.04	\$ 14,242.45	\$ -	\$ -	\$ -	\$ -	\$ -	\$ -	\$ -	\$ 14,242.45	\$ -	\$ -	\$ -	\$ -	\$ -	\$ -	\$ -	\$ 14,242.45	\$ -	100%
	Terra Forma Solutions	Design Program Manager			42nd Avenue (Main St-Denial Blvd)	3002-250.00.04	\$ 12,333.03	\$ -	\$ -	\$ -	\$ -	\$ -	\$ -	\$ -	\$ 12,333.03	\$ -	\$ -	\$ -	\$ -	\$ -	\$ -	\$ -	\$ 12,333.03	\$ -	100%
	Terra Forma Solutions	Design Program Manager			42nd Avenue (Denial Blvd-School)	3002-251.00.04	\$ 11,474.68	\$ -	\$ -	\$ -	\$ -	\$ -	\$ -	\$ -	\$ 11,474.68	\$ -	\$ -	\$ -	\$ -	\$ -	\$ -	\$ -	\$ 11,474.68	\$ -	100%
	Terra Forma Solutions	Design Program Manager			42nd Avenue (School-Reserve Csd)	3002-252.00.04	\$ 12,388.59	\$ -	\$ -	\$ -	\$ -	\$ -	\$ -	\$ -	\$ 12,388.59	\$ -	\$ -	\$ -	\$ -	\$ -	\$ -	\$ -	\$ 12,388.59	\$ -	100%
	Terra Forma Solutions	Design Program Manager			Reserve Boulevard (38th Pkwy-42nd)	3002-253.00.04	\$ 25,971.65	\$ -	\$ -	\$ -	\$ -	\$ -	\$ -	\$ -	\$ 25,971.65	\$ -	\$ -	\$ -	\$ -	\$ -	\$ -	\$ -	\$ 25,971.65	\$ -	100%
	Terra Forma Solutions	Design Program Manager			Sanitary Outfall (E470-Main St)	3002-270.00.04	\$ 7,591.56	\$ -	\$ -	\$ -	\$ -	\$ -	\$ -	\$ -	\$ 7,591.56	\$ -	\$ -	\$ -	\$ -	\$ -	\$ -	\$ -	\$ 7,591.56	\$ -	100%
	Terra Forma Solutions	Design Program Manager			Sanitary Outfall (Main/38th-TAH Pkwy)	3002-271.00.04	\$ 7,591.56	\$ -	\$ -	\$ -	\$ -	\$ -	\$ -	\$ -	\$ 7,591.56	\$ -	\$ -	\$ -	\$ -	\$ -	\$ -	\$ -	\$ 7,591.56	\$ -	100%
	Terra Forma Solutions	Design Program Manager			Sanitary Outfall & Miscellaneous Cdc	3002-101.00.04	\$ 174,309.98	\$ -	\$ -	\$ -	\$ -	\$ -	\$ -	\$ -	\$ 174,309.98	\$ -	\$ -	\$ -	\$ -	\$ -	\$ -	\$ -	\$ 174,309.98	\$ -	100%
	Terra Forma Solutions	Design Program Manager			I-70 (Phase 1)	3003-290.00.04	\$ 23,141.89	\$ -	\$ -	\$ -	\$ -	\$ -	\$ -	\$ -	\$ 23,141.89	\$ -	\$ -	\$ -	\$ -	\$ -	\$ -	\$ -	\$ 23,141.89	\$ -	100%
	Terra Forma Solutions	Design Program Manager			I-70 (Phase 2)	3003-291.00.04	\$ 26,013.33	\$ -	\$ -	\$ -	\$ -	\$ -	\$ -	\$ -	\$ 26,013.33	\$ -	\$ -	\$ -	\$ -	\$ -	\$ -	\$ -	\$ 26,013.33	\$ -	100%
	Terra Forma Solutions	Design Program Manager			I-70 (Phase 3)	3003-292.00.04	\$ 21,287.30	\$ -	\$ -	\$ -	\$ -	\$ -	\$ -	\$ -	\$ 21,287.30	\$ -	\$ -	\$ -	\$ -	\$ -	\$ -	\$ -	\$ 21,287.30	\$ -	100%
	Terra Forma Solutions	Design Program Manager			I-70 (Phase 4)	3003-293.00.04	\$ 10,444.47	\$ -	\$ -	\$ -	\$ -	\$ -	\$ -	\$ -	\$ 10,444.47	\$ -	\$ -	\$ -	\$ -	\$ -	\$ -	\$ -	\$ 10,444.47	\$ -	100%
	Terra Forma Solutions	Design Program Manager			48th Avenue 1	3003-300.00.04	\$ -	\$ -	\$ -	\$ -	\$ -	\$ -	\$ -	\$ -	\$ -	\$ -	\$ -	\$ -	\$ -	\$ -	\$ -	\$ -	\$ -	\$ -	0%
	Terra Forma Solutions	Design Program Manager			48th Avenue 1	3003-320.00.04	\$ 179.17	\$ -	\$ -	\$ -	\$ -	\$ -	\$ -	\$ -	\$ 179.17	\$ -	\$ -	\$ -	\$ -	\$ -	\$ -	\$ -	\$ 179.17	\$ -	100%
	Terra Forma Solutions	Design Program Manager			48th Avenue (Main St-Denial Blvd)	3003-321.00.04	\$ 116.46	\$ -	\$ -	\$ -	\$ -	\$ -	\$ -	\$ -	\$ 116.46	\$ -	\$ -	\$ -	\$ -	\$ -	\$ -	\$ -	\$ 116.46	\$ -	100%
	Terra Forma Solutions	Design Program Manager			48th Avenue (Main St-Denial Blvd)	3003-321.00.04	\$ 62.71	\$ -	\$ -	\$ -	\$ -	\$ -	\$ -	\$ -	\$ 62.71	\$ -	\$ -	\$ -	\$ -	\$ -	\$ -	\$ -	\$ 62.71	\$ -	100%
	Terra Forma Solutions	Design Program Manager			48th Avenue (Denial Blvd-Harvest)	3002-322.00.04	\$ 232.92	\$ -	\$ -	\$ -	\$ -	\$ -	\$ -	\$ -	\$ 232.92	\$ -	\$ -	\$ -	\$ -	\$ -	\$ -	\$ -	\$ 232.92	\$ -	100%
	Terra Forma Solutions	Design Program Manager			48th Avenue (Denial Blvd-Harvest) S	3003-322.00.04	\$ 125.42	\$ -	\$ -	\$ -	\$ -	\$ -	\$ -	\$ -	\$ 125.42	\$ -	\$ -	\$ -	\$ -	\$ -	\$ -	\$ -	\$ 125.42	\$ -	100%
	Terra Forma Solutions	Design Program Manager			48th Avenue (Harvest-Powhatan)	3002-323.00.04	\$ 686.78	\$ -	\$ -	\$ -	\$ -	\$ -	\$ -	\$ -	\$ 686.78	\$ -	\$ -	\$ -	\$ -	\$ -	\$ -	\$ -	\$ 686.78	\$ -	100%
	Terra Forma Solutions	Design Program Manager			48th Avenue (Harvest-Powhatan) SO	3003-323.00.04	\$ 376.26	\$ -	\$ -	\$ -	\$ -	\$ -	\$ -	\$ -	\$ 376.26	\$ -	\$ -	\$ -	\$ -	\$ -	\$ -	\$ -	\$ 376.26	\$ -	100%
	Terra Forma Solutions	Design Program Manager			Section 21 Coordination	3002-000.00.04	\$ 13,514.89	\$ -	\$ -	\$ -	\$ -	\$ -	\$ -	\$ -	\$ 13,514.89	\$ -	\$ -	\$ -	\$ -	\$ -	\$ -	\$ -	\$ 13,514.89	\$ -	100%
	Terra Forma Solutions	Design Program Manager			School 1	3002																			

Aerropolis Area Coordinating Metropolitan District (AACMD)

Total Draw Request 068 9,108,165.40

TAH CAB/Spine Costs Amount	\$ 1,843,692.38
AH In-Track Costs Amount	\$ 1,381,296.08
AF ARTA Costs Amount	\$ 3,754,563.15
AF ARTA to ATEC Costs Amount	\$ 499,059.28
AF ATEC Spine Costs Amount	\$ 29,036.50
ATEC In-Track Costs Amount	\$ -
Developer Amount	\$ 1,600,618.04

2/22/2024

Draw Request 1-67 #####

Name	Discipline/Description	Auth No.	Task Order No.	Segment	Invoice #	Invoice \$	Coding	Authorized MSA/Task Order Amount	TAB CAB/Spine Costs	AH In-Track Costs	AF ARTA Costs	AF ARTA ATEC	AF ATEC Spine Costs	ATEC In-Track Costs	Developer Current	TAB CAB/Spine Costs Previous	AH In-Track Costs Previous	AF ARTA Costs Previous	AF ARTA - ATEC Costs Previous	AF ATEC Spine Costs Previous	ATEC In-Track Costs Previous	Developer Previous	Total Current and Previous	Remaining Amount	% Comp.		
<p>TOTAL DESIGN & CONS \$ 9,108,165.40 \$ 334,662,169.05 \$ 1,843,692.38 \$ 1,381,296.08 \$ 3,754,563.15 \$ 499,059.28 \$ 29,036.50 \$ - \$ 1,600,618.04</p>																											
SRM	Stormwater Management				TO 21 to 26-Change to TO 19 - 38A -	30902232.00.00.00			26,945.00							26,945.00							\$ 26,945.00	\$ 26,945.00	100%		
SRM	Stormwater Management				TO 21 to 26-Change to TO 19 - 38P -	30902240.00.00.00			26,945.00							26,945.00							\$ 26,945.00	\$ 26,945.00	100%		
SRM	Stormwater Management				TO 21 to 26-Change to TO 19 - 38P -	30902250.00.00.00			26,945.00							26,945.00							\$ 26,945.00	\$ 26,945.00	100%		
SRM	Stormwater Management				TO 21 to 26-Change to TO 19 - 38P -	30902260.00.00.00			26,945.00							26,945.00							\$ 26,945.00	\$ 26,945.00	100%		
SRM	Stormwater Management				TO 21 to 26-Change to TO 19 - 38P -	30902270.00.00.00			26,945.00							26,945.00							\$ 26,945.00	\$ 26,945.00	100%		
SRM	Stormwater Management				TO 21 to 26-Change to TO 19 - 38P -	30902280.00.00.00			26,945.00							26,945.00							\$ 26,945.00	\$ 26,945.00	100%		
SRM	Stormwater Management				TO 21 to 26-Change to TO 19 - 38P -	30902290.00.00.00			26,945.00							26,945.00							\$ 26,945.00	\$ 26,945.00	100%		
SRM	Stormwater Management				TO 21 to 26-Change to TO 19 - 38P -	30902300.00.00.00			26,945.00							26,945.00							\$ 26,945.00	\$ 26,945.00	100%		
HRG	Civil Engineering		1	1	Demolition	30902200.00.00.00		6,116,478.14	1,820.50							3,236,790.74	284,031.91	2,183,972.22	2,933.91	154,624.65			\$ 5,874,177.93	\$ 242,300.21	96%		
HRG	Civil Engineering		1	2	Infrastructure Site Plan & CO 1	30902140.00.00.00		67,000.00								5,500.00								\$ 67,000.00	\$ 67,000.00	100%	
HRG	Civil Engineering		1	3	Broadband & CO 1	30902150.00.00.00		11,500.00								66,109.68								\$ 11,500.00	\$ 66,109.68	99%	
HRG	Civil Engineering		1	4	Initial E470 Connection	30902210.00.00.00		63,900.00								11,500.00								\$ 63,900.00	\$ 11,500.00	99%	
HRG	Civil Engineering		1	5	Main Street Phase 1	30902220.00.00.00		443,756.00								438,213.17			35,062.42					\$ 438,213.17	\$ 35,062.42	99%	
HRG	Civil Engineering		1	6	Main Street Phase 2	30902230.00.00.00		103,109.96								30,103.86								\$ 103,109.96	\$ 30,103.86	100%	
HRG	Civil Engineering		1	7	Main Street Phase 3	30902240.00.00.00		16,209.77								194,789.40			16,209.77					\$ 16,209.77	\$ 194,789.40	100%	
HRG	Civil Engineering		1	8	Denali Boulevard Phase 1	30902250.00.00.00		400,000.00								400,000.00								\$ 400,000.00	\$ 400,000.00	100%	
HRG	Civil Engineering		1	9	Denali Boulevard Phase 2	30902260.00.00.00		171,430.00								171,430.00								\$ 171,430.00	\$ 171,430.00	100%	
HRG	Civil Engineering		1	10	Denali Boulevard Phase 3	30902270.00.00.00		156,160.00								30,069.08								\$ 156,160.00	\$ 30,069.08	100%	
HRG	Civil Engineering		1	11	TAH Parkway Phase 1 & 2 2% ART 5	30902280.00.00.00		406,447.96								406,447.96								\$ 406,447.96	\$ 406,447.96	100%	
HRG	Civil Engineering		1	12	42nd Avenue Phase 1	30902290.00.00.00		293,554.40								294,324.38								\$ 293,554.40	\$ 294,324.38	100%	
HRG	Civil Engineering		1	13	42nd Avenue Phase 2	30902300.00.00.00		71,450.00								170,470.00								\$ 71,450.00	\$ 170,470.00	99%	
HRG	Civil Engineering		1	14	NS Collector	30902310.00.00.00		139,470.00								150,000.00								\$ 139,470.00	\$ 150,000.00	99%	
HRG	Civil Engineering		1	15	Sanitary Cutoff	30902320.00.00.00		37,900.00								141,777.82								\$ 37,900.00	\$ 141,777.82	102%	
HRG	Civil Engineering		1	16	Trb T Phase 1 Coordination 58%	30902330.00.00.00		26,970.00								27,484.04								\$ 26,970.00	\$ 27,484.04	102%	
HRG	Civil Engineering		1	17	Trb T Phase 1 Coordination 42% AR 5	30902340.00.00.00		19,530.00								19,530.00								\$ 19,530.00	\$ 19,530.00	100%	
HRG	Civil Engineering		1	18	Miscellaneous - Exhibits/Stormwater	30902350.00.00.00		71,340.00								35,682.49			19,232.75	669.48				\$ 71,340.00	\$ 35,682.49	93%	
HRG	Civil Engineering		1	19	Miscellaneous - 411 000 Stormwater	30902360.00.00.00		51,680.00								60,709.48								\$ 51,680.00	\$ 60,709.48	102%	
HRG	Civil Engineering		1	20	Miscellaneous - 220 000 Stormwater	30902370.00.00.00		1,000.00								47,856.00			47,856.00					\$ 1,000.00	\$ 47,856.00	98%	
HRG	Civil Engineering		1	21	Miscellaneous - Section 2 Exhibit	30904400.00.00.00		15,000.00								95.24									\$ 15,000.00	\$ 95.24	98%
HRG	Civil Engineering		1	22	Traffic Analysis	30902208.00.00.00		1,962.19								1,962.19					14,659.15				\$ 1,962.19	\$ 14,659.15	98%
HRG	Civil Engineering		1	23	Traffic Analysis - 35% ARTA	30903208.00.00.00		1,056.56								1,056.56									\$ 1,056.56	\$ 1,056.56	100%
HRG	Civil Engineering		1	24	Traffic Analysis	30903210.00.00.00		3,018.75								3,018.75									\$ 3,018.75	\$ 3,018.75	100%
HRG	Civil Engineering		1	25	Traffic Analysis	30902230.00.00.00		3,018.75								3,018.75									\$ 3,018.75	\$ 3,018.75	100%
HRG	Civil Engineering		1	26	Traffic Analysis	30903241.00.00.00		2,535.75								2,535.75									\$ 2,535.75	\$ 2,535.75	100%
HRG	Civil Engineering		1	27	Traffic Analysis	30902250.00.00.00		3,018.75								3,018.75									\$ 3,018.75	\$ 3,018.75	100%
HRG	Civil Engineering		1	28	Traffic Analysis	30902260.00.00.00		3,018.75								3,018.75									\$ 3,018.75	\$ 3,018.75	100%
HRG	Civil Engineering		1	29	Section 21	30904300.00.00.00		19,500.00								18,600.00									\$ 19,500.00	\$ 18,600.00	93%
HRG	Civil Engineering		1	30	Monument SWMP	30902203.00.00.00		15,000.00								10,000.00									\$ 15,000.00	\$ 10,000.00	67%
HRG	Civil Engineering		1	31	48th Avenue (E470-Powhatan) 58%	30902241.00.00.00		37,850.57								37,850.57									\$ 37,850.57	\$ 37,850.57	100%
HRG	Civil Engineering		1	32	48th Avenue (E470-Powhatan) 42%	30903241.00.00.00		27,409.03								27,409.03									\$ 27,409.03	\$ 27,409.03	100%
HRG	Civil Engineering		1	33	38th Avenue (Himalaya-E470 North)	30902240.00.00.00		172,702.90								172,702.90									\$ 172,702.90	\$ 172,702.90	100%
HRG	Civil Engineering		1	34	38th Avenue (Himalaya-E470 South)	30903247.00.00.00		572,700.00								572,700.00									\$ 572,700.00	\$ 572,700.00	100%
HRG	Civil Engineering		1	35	38th Avenue (Himalaya-E470 South)	30902203.00.00.00		52,600.00								52,600.00									\$ 52,600.00	\$ 52,600.00	100%
HRG	Civil Engineering		1	36	E470 Project Monuments/Communi	30902205.00.00.00		24,500.00								24,500.00									\$ 24,500.00	\$ 24,500.00	100%
HRG	Civil Engineering		1	37	26HCO Construction Services	30902220.00.00.00		152,200.00								152,200.00									\$ 152,200.00	\$ 152,200.00	100%
HRG	Civil Engineering		1	38	26HCO Filing 3 (S1)	30902231.00.00.00		18,000.00								18,000.00									\$ 18,000.00	\$ 18,000.00	100%
HRG	Civil Engineering		1	39	26HCO Filing 11 38th Pkwy Pond Cert	30903240.00.00.00		26,473.00								20,387.00									\$ 26,473.00	\$ 20,387.00	77%
HRG	Civil Engineering		1	40	26HCO Filing 10 (S3)	30902230.00.00.00		37,000.00								29,897.25									\$ 37,000.00	\$ 29,897.25	81%
HRG	Civil Engineering		1	41	26HCO Primes Valve/Relocation at E470	30903210.00.00.00		58,000.00								55,816.50									\$ 58,000.00	\$ 55,816.50	96%
HRG	Civil Engineering		1	42	26HCO Roundabout Ect/Lght Rev	30902240.00.00.00		4,031.00																			

Aerotropolis Area Coordinating Metropolitan District (AACMD)

2/22/2024

Total Draw Request 068		9,108,165.40
TAH CAB/Spine Costs Amount	\$	1,843,592.35
AH In-Tract Costs Amount	\$	1,381,296.88
AF ARTA Costs Amount	\$	3,754,563.15
AF ARTA to ATEC Costs Amount	\$	499,059.28
AF ATEC Spine Costs Amount	\$	29,036.50
ATEC In-Tract Costs Amount	\$	1,600,618.04
Developer Amount	\$	1,600,618.04

Name	Discipline	Task Order	Segment	Invoice #	Invoice \$	Coding	Authorized MSA/Task Order Amount	TAH CAB/Spine Costs	AH In-Tract Costs	AF ARTA Costs	AF ARTA to ATEC	AF ATEC Spine Costs	ATEC In-Tract Costs	Developer Current	TAH CAB/Spine Costs Previous	AH In-Tract Costs Previous	AF ARTA Costs Previous	AF ARTA to ATEC Costs Previous	AF ATEC Spine Costs Previous	ATEC In-Tract Costs Previous	Developer Previous	Total Current	Remaining Amount	% Comp																															
TOTAL DESIGN & CONSTRUCTION																							\$	9,108,165.40	\$	3,344,662,169.05	\$	1,843,592.35	\$	1,381,296.88	\$	3,754,563.15	\$	499,059.28	\$	29,036.50	\$	1,600,618.04	\$	1,775,330,641.08	\$	34,624,115.75	\$	58,488,628.55	\$	18,119,759.53	\$	3,728,063.80	\$	4,618,898.28	\$	304,018,272.38	\$	30,643,896.67	100%
Wagner	Sanitary Sewerage	Original	E-470 Main	30902270333000	\$	650,700.00	\$	650,700.00	\$	-	\$	-	\$	-	\$	-	\$	-	\$	-	\$	650,700.00	\$	-	\$	-	\$	-	\$	650,700.00	\$	-	100%																						
Wagner	Sanitary Sewerage	Original	Main-38th PI Included in MS 1	30902213330000	\$	444,048.00	\$	444,048.00	\$	-	\$	-	\$	-	\$	-	\$	-	\$	-	\$	444,048.00	\$	-	\$	-	\$	-	\$	444,048.00	\$	-	100%																						
Wagner	Sanitary Sewerage	Original	38th PI - TAH Pkwy Sanitary Sewer + CO 2	30902213330000	\$	406,266.00	\$	406,266.00	\$	-	\$	-	\$	-	\$	-	\$	-	\$	-	\$	406,266.00	\$	-	\$	-	\$	-	\$	406,266.00	\$	-	100%																						
Wagner	Sanitary Sewerage	Original	TAH Pkwy + CO 1 Thru CO 3	30902241333000	\$	1,052,596.29	\$	1,052,596.29	\$	-	\$	-	\$	-	\$	-	\$	-	\$	-	\$	1,052,596.29	\$	-	\$	-	\$	-	\$	1,052,596.29	\$	-	100%																						
Wagner	Sanitary Sewerage	Original	TAH Pkwy B1-28th In-MS 1	30902220333000	\$	1,362,010.00	\$	1,362,010.00	\$	-	\$	-	\$	-	\$	-	\$	-	\$	-	\$	1,362,010.00	\$	-	\$	-	\$	-	\$	1,362,010.00	\$	-	100%																						
SRM	Erosion and Sedimentation Controls	Original	E-470 Main Sanitary Sewer + Chug 2	3090227033125000	\$	20,238.82	\$	20,238.82	\$	-	\$	-	\$	-	\$	-	\$	-	\$	-	\$	20,238.82	\$	-	\$	-	\$	-	\$	20,238.82	\$	-	100%																						
SRM	Erosion and Sedimentation Controls	Original	Main-38th PI Sanitary Sewer + 4 Chug 2	30902213125000	\$	7,857.44	\$	7,857.44	\$	-	\$	-	\$	-	\$	-	\$	-	\$	-	\$	7,857.44	\$	-	\$	-	\$	-	\$	7,857.44	\$	-	100%																						
SRM	Erosion and Sedimentation Controls	Original	38th PI - TAH Pkwy Sanitary Sewer	30902213125000	\$	11,196.07	\$	11,196.07	\$	-	\$	-	\$	-	\$	-	\$	-	\$	-	\$	11,196.07	\$	-	\$	-	\$	-	\$	11,196.07	\$	-	100%																						
SRM	Erosion and Sedimentation Controls	Original	TAH Pkwy - Denali Sanitary Sewer	309022413125000	\$	18,643.50	\$	18,643.50	\$	-	\$	-	\$	-	\$	-	\$	-	\$	-	\$	18,643.50	\$	-	\$	-	\$	-	\$	18,643.50	\$	-	100%																						
SRM	Erosion and Sedimentation Controls	Original	TAH Pkwy - Denali Sanitary Sewer + 4 Chug 2	30902213125000	\$	13,500.52	\$	13,500.52	\$	-	\$	-	\$	-	\$	-	\$	-	\$	-	\$	13,500.52	\$	-	\$	-	\$	-	\$	13,500.52	\$	-	100%																						
SRM	Erosion and Sedimentation Controls	Original	Main-38th PI Sanitary Sewer	30902213125000	\$	5,952.59	\$	5,952.59	\$	-	\$	-	\$	-	\$	-	\$	-	\$	-	\$	5,952.59	\$	-	\$	-	\$	-	\$	5,952.59	\$	-	100%																						
SRM	Erosion and Sedimentation Controls	Original	TAH Pkwy B1 - Sanitary Sewer + 4 Chug 2	309022203125000	\$	21,429.35	\$	21,429.35	\$	-	\$	-	\$	-	\$	-	\$	-	\$	-	\$	21,429.35	\$	-	\$	-	\$	-	\$	21,429.35	\$	-	100%																						
SRM	Erosion and Sedimentation Controls	Original	B1-28th Sanitary Sewer + Chug 2	309022203125000	\$	20,238.85	\$	20,238.85	\$	-	\$	-	\$	-	\$	-	\$	-	\$	-	\$	20,238.85	\$	-	\$	-	\$	-	\$	20,238.85	\$	-	100%																						
SRM	Erosion and Sedimentation Controls	Original	B1-28th Sanitary Sewer + Chug 2	309022203125000	\$	10,450.00	\$	10,450.00	\$	-	\$	-	\$	-	\$	-	\$	-	\$	-	\$	10,450.00	\$	-	\$	-	\$	-	\$	10,450.00	\$	-	100%																						
SRM	Erosion and Sedimentation Controls	Original	B1-28th Sanitary Sewer + Chug 2	309022203125000	\$	31,601.30	\$	31,601.30	\$	-	\$	-	\$	-	\$	-	\$	-	\$	-	\$	31,601.30	\$	-	\$	-	\$	-	\$	31,601.30	\$	-	100%																						
SRM	Erosion and Sedimentation Controls	Original	38th PI - TAH Pkwy	30902271000000	\$	12,269.74	\$	12,269.74	\$	-	\$	-	\$	-	\$	-	\$	-	\$	-	\$	12,269.74	\$	-	\$	-	\$	-	\$	12,269.74	\$	-	100%																						
SRM	Erosion and Sedimentation Controls	Original	38th PI - TAH Pkwy	30902271000000	\$	17,473.66	\$	17,473.66	\$	-	\$	-	\$	-	\$	-	\$	-	\$	-	\$	17,473.66	\$	-	\$	-	\$	-	\$	17,473.66	\$	-	100%																						
SRM	Erosion and Sedimentation Controls	Original	TAH Pkwy - Denali Includ	30902241000000	\$	3,903.69	\$	3,903.69	\$	-	\$	-	\$	-	\$	-	\$	-	\$	-	\$	3,903.69	\$	-	\$	-	\$	-	\$	3,903.69	\$	-	100%																						
SRM	Erosion and Sedimentation Controls	Original	Denali-38th Pkwy Includ	30902241000000	\$	23,719.56	\$	23,719.56	\$	-	\$	-	\$	-	\$	-	\$	-	\$	-	\$	23,719.56	\$	-	\$	-	\$	-	\$	23,719.56	\$	-	100%																						
SRM	Erosion and Sedimentation Controls	Original	Denali-38th Pkwy Includ	30902241000000	\$	17,176.04	\$	17,176.04	\$	-	\$	-	\$	-	\$	-	\$	-	\$	-	\$	17,176.04	\$	-	\$	-	\$	-	\$	17,176.04	\$	-	100%																						
SRM	Erosion and Sedimentation Controls	Original	Main-38th - TAH Pkwy Includ	30902221000000	\$	9,294.50	\$	9,294.50	\$	-	\$	-	\$	-	\$	-	\$	-	\$	-	\$	9,294.50	\$	-	\$	-	\$	-	\$	9,294.50	\$	-	100%																						
SRM	Erosion and Sedimentation Controls	Original	Main-38th - TAH Pkwy Includ	30902221000000	\$	33,460.20	\$	33,460.20	\$	-	\$	-	\$	-	\$	-	\$	-	\$	-	\$	33,460.20	\$	-	\$	-	\$	-	\$	33,460.20	\$	-	100%																						
SRM	Erosion and Sedimentation Controls	Original	Main-38th - TAH Pkwy Includ	30902221000000	\$	31,601.30	\$	31,601.30	\$	-	\$	-	\$	-	\$	-	\$	-	\$	-	\$	31,601.30	\$	-	\$	-	\$	-	\$	31,601.30	\$	-	100%																						
SRM	Erosion and Sedimentation Controls	Original	E-470 Main	30902270000000	\$	4,918.10	\$	4,918.10	\$	-	\$	-	\$	-	\$	-	\$	-	\$	-	\$	4,918.10	\$	-	\$	-	\$	-	\$	4,918.10	\$	-	100%																						
SRM	Erosion and Sedimentation Controls	Original	Main-38th PI Includ	30902221000000	\$	3,471.60	\$	3,471.60	\$	-	\$	-	\$	-	\$	-	\$	-	\$	-	\$	3,471.60	\$	-	\$	-	\$	-	\$	3,471.60	\$	-	100%																						
SRM	Erosion and Sedimentation Controls	Original	38th PI - TAH Pkwy	30902271000000	\$	2,603.70	\$	2,603.70	\$	-	\$	-	\$	-	\$	-	\$	-	\$	-	\$	2,603.70	\$	-	\$	-	\$	-	\$	2,603.70	\$	-	100%																						
SRM	Erosion and Sedimentation Controls	Original	TAH Pkwy - Denali Includ	30902241000000	\$	4,330.44	\$	4,330.44	\$	-	\$	-	\$	-	\$	-	\$	-	\$	-	\$	4,330.44	\$	-	\$	-	\$	-	\$	4,330.44	\$	-	100%																						
SRM	Erosion and Sedimentation Controls	Original	TAH Pkwy - Denali Includ	30902241000000	\$	3,280.66	\$	3,280.66	\$	-	\$	-	\$	-	\$	-	\$	-	\$	-	\$	3,280.66	\$	-	\$	-	\$	-	\$	3,280.66	\$	-	100%																						
SRM	Erosion and Sedimentation Controls	Original	TAH Pkwy B1 - Includ	30902220000000	\$	10,125.50	\$	10,125.50	\$	-	\$	-	\$	-	\$	-	\$	-	\$	-	\$	10,125.50	\$	-	\$	-	\$	-	\$	10,125.50	\$	-	100%																						
SRM	Erosion and Sedimentation Controls	Original	TAH Pkwy B1 - Includ	30902220000000	\$	11,638.12	\$	11,638.12	\$	-	\$	-	\$	-	\$	-	\$	-	\$	-	\$	11,638.12	\$	-	\$	-	\$	-	\$	11,638.12	\$	-	100%																						
SRM	Erosion and Sedimentation Controls	Original	1Main-38th PI Includ	30902221000000	\$	4,442.83	\$	4,442.83	\$	-	\$	-	\$	-	\$	-	\$	-	\$	-	\$	4,442.83	\$	-	\$	-	\$	-	\$	4,442.83	\$	-	100%																						
SRM	Erosion and Sedimentation Controls	Original	1Main-38th PI Includ	30902221000000	\$	6,327.37	\$	6,327.37	\$	-	\$	-	\$	-	\$	-	\$	-	\$	-	\$	6,327.37	\$	-	\$	-	\$	-	\$	6,327.37	\$	-	100%																						
SRM	Erosion and Sedimentation Controls	Original	TAH Pkwy - Denali Includ	30902241000000	\$	1,952.07	\$	1,952.07	\$	-	\$	-	\$	-	\$	-	\$	-	\$	-	\$	1,952.07	\$	-	\$	-	\$	-	\$	1,952.07	\$	-	100%																						
SRM	Erosion and Sedimentation Controls	Original	TAH Pkwy - Denali Includ	30902241000000	\$	1,413.56	\$	1,413.56	\$	-	\$	-	\$	-	\$	-	\$	-	\$	-	\$	1,413.56	\$	-	\$	-	\$	-	\$	1,413.56	\$	-	100%																						
SRM	Erosion and Sedimentation Controls	Original	Denali-38th Pkwy Includ	30902241000000	\$	8,589.08	\$	8,589.08	\$	-	\$	-	\$	-	\$	-	\$	-	\$	-	\$	8,589.08	\$	-	\$	-	\$	-	\$	8,589.08	\$	-	100%																						
SRM	Erosion and Sedimentation Controls	Original	Denali-38th Pkwy Includ	30902241000000	\$	6,219.87	\$	6,219.87	\$	-	\$	-	\$	-	\$	-	\$	-	\$	-	\$	6,219.87	\$	-	\$	-	\$	-	\$	6,219.87	\$	-	100%																						
SRM	Erosion and Sedimentation Controls	Original	1Main-38th - TAH Pkwy Includ	30902221000000	\$	3,365.62	\$	3,365.62	\$	-	\$	-	\$	-	\$	-	\$	-	\$	-	\$	3,365.62	\$	-	\$	-	\$	-	\$	3,365.62	\$	-	100%																						
SRM	Erosion and Sedimentation Controls	Original	TAH Pkwy B1 - Includ	30902220000000	\$	12,116.25	\$	12,116.25	\$	-	\$	-	\$	-	\$	-	\$	-	\$	-	\$	12,116.25	\$	-	\$	-	\$	-	\$	12,116.25	\$	-	100%																						
SRM	Erosion and Sedimentation Controls	Original	1Main-38th Includ	30902221000000	\$	11,443.13	\$	11,443.13	\$	-	\$	-	\$	-	\$	-	\$	-	\$	-	\$	11,443.13	\$	-	\$	-	\$	-	\$	11,443.13	\$	-	100%																						
SRM	Erosion and Sedimentation Controls	Original	1Main-38th Includ	30902221000000	\$	4,993																																																	

Aerotropolis Area Coordinating Metropolitan District (AACMD)

Total Draw Request 068 9,108,165.40

TAH CAB/Spine Costs Amount	\$ 1,843,692.38
AH In-Tract Costs Amount	\$ 1,381,296.80
AF ARTA Costs Amount	\$ 3,754,563.15
AF ARTA to ATEC Costs Amount	\$ 499,059.28
AF ATEC Spine Costs Amount	\$ 29,036.50
ATEC In-Tract Costs Amount	\$ -
Developer Amount	\$ 1,600,618.04

2/22/2024

Draw Request 1-67 ##### \$ 995,196.68 \$ (1,251,999.73) \$ (905,113.13) \$ - \$ (99,085.50) \$ - \$ 1,261,061.69 Variance

Name	Discipline Description	Auth No.	Task Order	Segment	Invoice #	Invoice \$	Coding	Authorized MS/Tax Order Amount	TAH CAB/Spine Costs	AH In-Tract Costs	AF ARTA Costs	AF ARTA to ATEC	AF ATEC Spine Costs	ATEC In-Tract Costs	Developer Current	TAH CAB/Spine Costs Previous	AH In-Tract Costs Previous	AF ARTA Costs Previous	AF ARTA to ATEC Costs Previous	AF ATEC Spine Costs Previous	ATEC In-Tract Costs Previous	Developer Previous	Total Current and Previous	Remaining Amount	% Comp		
<p>TOTAL DISBURSEMENTS \$ 9,108,165.40 \$ 334,662,169.05 \$ 1,843,692.38 \$ 1,381,296.80 \$ 3,754,563.15 \$ 499,059.28 \$ 29,036.50 \$ - \$ 1,600,618.04 \$ 175,330,641.08 \$ 34,624,115.75 \$ 58,488,628.55 \$ 18,119,759.53 \$ 3,728,063.80 \$ - \$ 4,618,898.28 \$ 304,018,272.38 \$ 30,453,896.67</p>																											
Dynalistic Company, Inc	Lighting Poles and Standards				CO 23 - 2nd Pole n15 Replace	309022001.00.00.00			2,152.47																100%		
Dynalistic Company, Inc	Lighting Poles and Standards				CO 23 - Conduit TMR Renewal	309022002.00.00.00			5,620.53																	100%	
Dynalistic Company, Inc	Lighting Poles and Standards				CO 23 - Pole n15 Replace	309022003.00.00.00			2,052.63																	100%	
Dynalistic Company, Inc	Lighting Poles and Standards				CO 23 - Reflected of Service AS & A6	309022004.00.00.00			6,655.18																	100%	
Dynalistic Company, Inc	Lighting Poles and Standards				CO 23 - Pole n15 Replace	309022005.00.00.00			6,655.18																		100%
Dynalistic Company, Inc	Lighting Poles and Standards				Street Lighting	30902232.00.00.00			24,487.00																		100%
<p>Parks</p>																											
American Civil Construction	Flora				TO Landscaping NHD Park 532 P&D	30902532.00.00.00			469,099.20																	73%	
American Civil Construction	Erosion and Sedimentation Contr				TO 2 Erosion NHD Park 532 P&D	30902533.00.00.00			56,600.00																	79%	
Watson Roles of Americ Site Furnishings	Carpet				TO 2 Carpet	30902534.00.00.00			172,700.00																	100%	
CTL	Site Furnishings				TO 2 Site Furnishings	30902535.00.00.00			3,750.00																	100%	
Adtec	Site Furnishings				TO 42 T&H Filing 3 Park - Landscaping	30902531.01.71.14			12,240.00																		92%
<p>Section 30 Mass Grading</p>																											
JHL Constructors, Inc.	Construction Administration				WO 10 Miscellaneous District Directed Work	30902101.00.00.00			23,515,683.59	2,200.77					1,939,148.04	11,640,150.73	5,508,898.16					11,030.18	2,939,736.60	22,084,768.74	1,420,868.80	94%	
JHL Constructors, Inc.	Earthwork				WO 06 Mass Grading	30902102.01.00.00			2,620,400.00							2,489,380.00											100%
JHL Constructors, Inc.	Earthwork				WO 06 CO1 - GMP Reconciliation	30902102.01.00.00			1,259,915.94							1,196,920.14											100%
JHL Constructors, Inc.	Construction Contingency				WO 06 CO2 - Bridgewater Reevaluation	30902102.01.00.00			242,752.95							230,943.90											100%
JHL Constructors, Inc.	Erosion and Sedimentation Contr				WO 06 CO3 - BMP M Pay App 26	2.037.75 30902102.01.00.00			1,815,562.65	2,037.75						1,448,299.62											80%
JHL Constructors, Inc.	Construction Contingency				WO 06 CO3 - Contingency (5%)	30902102.01.01.16			129,519.00							19,033.28											100%
JHL Constructors, Inc.	General Conditions				WO 06 CO3 - General	30902102.01.01.16			88,073.00							63,248.47											72%
JHL Constructors, Inc.	General Conditions				WO 06 CO3 - General Liability Insurance 1%	30902102.01.01.16			29,363.00	163.02						27,966.25											100%
JHL Constructors, Inc.	Performance & Payment Bond				WO 06 CO3 - Payment & Performance Bond	30902102.01.01.16			29,660.00							28,155.55											95%
JHL Constructors, Inc.	Earthwork				WO 06 CO3 - Earthwork	30902330.01.00.00			13,781.00							13,050.54											100%
JHL Constructors, Inc.	Construction Contingency				WO 06 CO3 - Construction Contingency	30902330.01.01.16			6,383.50							6,033.00											100%
JHL Constructors, Inc.	3rd Party Testing				WO 06 CO3 - 3rd Party Testing	30902330.01.01.15			10,000.00							9,500.00											100%
JHL Constructors, Inc.	Construction Contingency				WO 06 CO3 - Contingency (5%)	30902330.01.01.16			7,355.85							7,355.85											100%
JHL Constructors, Inc.	General Conditions				WO 06 CO3 - General Conditions (5%)	30902330.01.01.17			5,265.00							5,265.00											100%
JHL Constructors, Inc.	General Liability Insurance				WO 06 CO3 - General Liability Insurance 1%	30902330.01.01.16			1,756.00							1,688.20											96%
JHL Constructors, Inc.	Performance & Payment Bond				WO 06 CO3 - Payment & Performance Bond	30902330.01.01.16			1,774.00							1,693.00											95%
JHL Constructors, Inc.	Earthwork				WO 06 CO3 - Earthwork	30902334.01.00.00			65,591.00							66,310.95											100%
JHL Constructors, Inc.	Construction Contingency				WO 06 CO3 - Construction Contingency	30902334.01.01.16			383.39							383.39											100%
JHL Constructors, Inc.	3rd Party Testing				WO 06 CO3 - 3rd Party Testing	30902334.01.01.15			8,185.00							8,185.00											100%
JHL Constructors, Inc.	Construction Contingency				WO 06 CO3 - Contingency (5%)	30902334.01.01.16			5,541.00							5,263.95											95%
JHL Constructors, Inc.	General Conditions				WO 06 CO3 - General Conditions (5%)	30902334.01.01.17			3,767.00							3,767.00											100%
JHL Constructors, Inc.	General Liability Insurance				WO 06 CO3 - General Liability Insurance 1%	30902334.01.01.16			1,257.00							1,194.15											95%
JHL Constructors, Inc.	Performance & Payment Bond				WO 06 CO3 - Payment & Performance Bond	30902334.01.01.16			1,257.00							1,205.55											96%
JHL Constructors, Inc.	Earthwork				WO 06 CO4 - BMP Maintenance	30902246.01.00.00			313,866.00							298,191.70											95%
JHL Constructors, Inc.	Erosion and Sedimentation Contr				WO 06 CO4 - BMP Maintenance	30902246.01.00.00			175,388.00							70,765.50											40%
JHL Constructors, Inc.	Construction Contingency				WO 06 CO4 - Construction Contingency	30902246.01.01.16			1,083.00							1,083.00											100%
JHL Constructors, Inc.	3rd Party Testing				WO 06 CO4 - 3rd Party Testing	30902246.01.01.15			28,018.00							27,107.10											97%
JHL Constructors, Inc.	Construction Contingency				WO 06 CO4 - Contingency (5%)	30902246.01.01.16			19,491.00							13,200.00											68%
JHL Constructors, Inc.	General Conditions				WO 06 CO4 - General Conditions (5%)	30902246.01.01.17			6,491.00							6,168.45											95%
JHL Constructors, Inc.	General Liability Insurance				WO 06 CO4 - General Liability Insurance 1%	30902246.01.01.16			5,556.00							6,228.20											111%
JHL Constructors, Inc.	Performance & Payment Bond				WO 06 CO4 - Payment & Performance Bond	30902246.01.01.16			44,239.00							44,239.00											100%
JHL Constructors, Inc.	Erosion and Sedimentation Contr				WO 06 CO3 - BMP Maintenance - ARTA 42%	30902341.01.25.00			32,035.00							32,035.00											100%
JHL Constructors, Inc.	Construction Contingency				WO 06 CO3 - Contingency (5%) - ARTA 42%	30902341.01.01.16			1,601.88							2,101.51											131%
JHL Constructors, Inc.	General Conditions				WO 06 CO3 - General Conditions (5%) - ARTA 42%	30902341.01.01.17			8,503.54							1,521.70											18%
JHL Constructors, Inc.	General Conditions				WO 06 CO3 - General Conditions (5%) - ART 8	30902341.01.01.17			1,089.00							(1,933.39)											-178%
JHL Constructors, Inc.	General Liability Insurance				WO 06 CO3 - General Liability Insurance 1%	30902341.01.01.16			501.70							476.61											95%
JHL Constructors, Inc.	General Liability Insurance				WO 06 CO3 - General Liability Insurance 1%	30902341.01.01.17			383.39							354.14											92%
JHL Constructors, Inc.	Performance & Payment Bond				WO 06 CO3 - Payment & Performance Bond	30902341.01.01.16			506.92							481.57											95%
JHL Constructors, Inc.	Performance & Payment Bond				WO 06 CO4 - Payment & Performance Bond	30902341.01.01.16			307.88							348.73											113%
JHL Constructors, Inc.	Erosion and Sedimentation Contr				WO 06 CO4 - BMP Maintenance	30902102.01.00.00			312,660.00							(130,110.39)											-42%
JHL Constructors, Inc.	Construction Contingency				WO 06 CO4 - Contingency (5%)	30902102.01.01.16			(13,143.00)							(12,485.85)											-95%
JHL Constructors, Inc.	General Conditions				WO 06 CO4 - General Conditions (5%)	30902102.01.01.17			(2,080.10)							(20,037.00)											-100%
JHL Constructors, Inc.	General Liability Insurance				WO 06 CO4 - General Liability Insurance 1%																						

Aerotropolis Area Coordinating Metropolitan District
Draw No. 68
February 15, 2024

AF ARTA ATEC

<u>Vendor</u>	<u>Invoice No.</u>	<u>Invoice Total</u>	<u>Capital Amount Requested</u>	<u>TAH CAB Spine Costs</u>	<u>TAH In-Tract Costs</u>	<u>ARTA Costs</u>	<u>AF ARTA Costs</u>	<u>AF ATEC Spine Costs</u>	<u>Developer</u>
AECOM ARTA	2000845140	\$ 30,186.00	30,186.00	-			30,186.00		
AECOM ARTA	2000845006	\$ 619.50	619.50	-		619.50			
AECOM ATEC	2000845046	\$ 2,582.00	2,582.00	-				2,582.00	
AECOM ATEC	2000844986	\$ 6,895.00	6,895.00	-				6,895.00	
AECOM ATEC	2000845117	\$ 19,559.50	19,559.50	-				19,559.50	
AZTEC	147227	\$ 3,780.00	3,780.00	-	3,780.00				
AZTEC	156443	\$ 12,925.00	12,925.00	-	12,925.00				
AZTEC	149183	\$ 10,660.02	10,660.02	-	3,190.02				7,470.00
AZTEC	151695	\$ 21,870.00	21,870.00	-	21,870.00				
AZTEC	153199	\$ 6,338.89	6,338.89	-	6,338.89				
AZTEC	154696	\$ 4,482.00	4,482.00	-	4,482.00				
BIG WEST	147	\$ 29,904.00	29,904.00	29,904.00					
BIG WEST	217	\$ 3,000.00	3,000.00	3,000.00					
BIG WEST	106	\$ 16,847.00	16,847.00	16,847.00					
BLN	76271	\$ 34,437.00	34,437.00	-			34,437.00		
BLN	76270	\$ 42,620.00	42,620.00	-		42,620.00			
CLANTON	21030.1-15	\$ 303.75	303.75	-		303.75			
CLANTON	21094-19	\$ 2,421.50	2,421.50	2,421.50					
CTL	668630	\$ 9,948.00	9,948.00	9,948.00					
CTL	689085	\$ 51,425.00	51,425.00	-	51,425.00				
CTL	689084	\$ 10,000.00	10,000.00	-	10,000.00				
FHU	39563	\$ 1,980.00	1,980.00	-		1,980.00			
HRG	170868	\$ 1,104.00	1,104.00	1,104.00					
HRG	170869	\$ 716.50	716.50	716.50					
JHL	99327	\$ 67,133.34	67,133.34	48,285.50	18,168.00		679.84		
MATRIX	41735	\$ 7,812.50	7,812.50	-	7,812.50				
MATRIX	41841	\$ 6,800.00	6,800.00	6,800.00					
MATRIX	41842	\$ 6,820.00	6,820.00	6,820.00					
MATRIX	41843	\$ 25,310.00	25,310.00	25,310.00					
MATRIX	41836	\$ 23,615.00	23,615.00	-	23,615.00				
MATRIX	41837	\$ 4,202.50	4,202.50	4,202.50					
MATRIX	41838	\$ 6,872.50	6,872.50	-	6,872.50				
MATRIX	41839	\$ 37,498.00	37,498.00	-	37,498.00				
MATRIX	41840	\$ 10,954.00	10,954.00	10,954.00					
MATRIX	41849-R	\$ 20,550.00	20,550.00	-	20,550.00				
MATRIX	41825	\$ 3,808.50	3,808.50	3,808.50					
MATRIX	41853	\$ 108,405.00	108,405.00	-	108,405.00				
MATRIX	41847	\$ 75,812.50	75,812.50	-	75,812.50				
MATRIX	41851	\$ 10,672.50	10,672.50	10,672.50					
MATRIX	41852	\$ 18,510.00	18,510.00	-	18,510.00				

**Aerotropolis Area Coordinating Metropolitan District
Draw No. 68
February 15, 2024**

<u>Vendor</u>	<u>Invoice No.</u>	<u>Invoice Total</u>	<u>Capital Amount Requested</u>
MERRICK	INV-10050537	\$ 1,826.25	1,826.25
MERRICK	INV-10067635	\$ 9,292.50	9,292.50
NETC	9012	\$ 25,949.00	25,949.00
NORRIS	01-86502	\$ 3,192.50	3,192.50
NORRIS	01-86564	\$ 2,260.69	2,260.69
NORRIS	01-86438	\$ 2,401.25	2,401.25
NORRIS	01-86327	\$ 1,127.50	1,127.50
NORRIS	01-86495	\$ 2,681.25	2,681.25
NORRIS	01-86563	\$ 7,888.13	7,888.13
SCHEDIO	181106-2433	\$ 9,142.18	9,142.18
SCHEDIO	181106-2434	\$ 10,390.38	10,390.38
SCHEDIO	181107-2435	\$ 6,432.50	6,432.50
SUMMIT	1387	\$ 336,100.33	336,100.33
Total Design		1,813,721.78	1,813,721.78
Other Payments			
Total amount of checks		8,433,268.38	8,433,268.38
Other Payments			
E470 - Program Mgmt Deposit	2312	674,897.02	674,897.02
Total Amount of Draw 68		\$ 9,108,165.40	

AF ARTA ATEC

<u>TAH CAB Spine Costs</u>	<u>TAH In-Tract Costs</u>	<u>ARTA Costs</u>	<u>AF ARTA Costs</u>	<u>AF ATEC Spine Costs</u>	<u>Developer</u>
1,059.23			767.02		
9,292.50					
-		25,949.00			
1,851.65			1,340.85		
2,260.69					
2,401.25					
-	1,127.50				
2,681.25					
7,888.13					
9,142.18					
-	10,390.38				
-		6,432.50			
63,823.81	149,013.70	115,788.51	7,474.31		
284,967.08	591,785.99	454,474.50	445,987.71	29,036.50	7,470.00
1,843,592.35	1,381,296.08	3,079,666.13	499,059.28	29,036.50	1,600,618.04
-					
-		674,897.02			
\$ 1,843,592.35	1,381,296.08	3,754,563.15	\$ 499,059.28	\$ 29,036.50	\$ 1,600,618.04

TAHCAB/Spine	\$ 1,843,592.35
	1,381,296.08
Advance Funds ARTA Draw 68	499,059.28
ATEC Spine Costs Draw 68	29,036.50
Anticipated Requisition No. 18 (2022B Bonds)	3,752,984.21
ARTA Pay	3,754,563.15
Developer Pay	1,600,618.04
Total Draw 68	\$ 9,108,165.40



**THE AURORA HIGHLANDS
COMMUNITY AUTHORITY BOARD
AND
AEROTROPOLIS AREA COORDINATING
METROPOLITAN DISTRICT**

**ENGINEER'S REPORT AND VERIFICATION OF COSTS
ASSOCIATED WITH PUBLIC IMPROVEMENTS**

**IN-TRACT IMPROVEMENTS
IN TRACT HOME BUILDER EXPENSES**

PREPARED BY:

SCHEDIO GROUP LLC
809 14TH STREET, SUITE A
GOLDEN, COLORADO 80401

LICENSED PROFESSIONAL ENGINEER:

TIMOTHY A. MCCARTHY
STATE OF COLORADO
LICENSE NO. 44349

DATE PREPARED: February 11, 2024

CLIENT NO.: 181106

PROJECT: AAMCD (IN-TRACT)

Engineer's Report and Verification of Costs No. 28

TABLE OF CONTENTS

ENGINEER'S REPORT

INTRODUCTION.....	1
SUMMARY OF FINDINGS.....	1
DETERMINATION OF PUBLIC PRORATION PERCENTAGES.....	3
VERIFICATION OF COSTS.....	3
VERIFICATION OF PAYMENTS.....	3
VERIFICATION OF CONSTRUCTION.....	3
SPECIAL CIRCUMSTANCES AND NOTABLE METHODOLOGIES.....	3

ENGINEER'S VERIFICATION

ENGINEER'S VERIFICATION.....	4
------------------------------	---

EXHIBIT A

SUMMARY OF COSTS REVIEWED.....	5
--------------------------------	---

EXHIBIT B

SUMMARY OF DOCUMENTS REVIEWED.....	24
------------------------------------	----

ENGINEER'S REPORT

INTRODUCTION

Schedio Group LLC ("Schedio Group") entered into a Master Service Agreement ("MSA") for Engineering Services with Aerotropolis Area Coordinating Metropolitan District ("AACMD" and/or "CAB") on December 11, 2018. The purpose of this Engineer's Report and Verification of Costs Associated with Public Improvements ("Report") is to identify costs commonly referred to as "In-Tract Expenses" that are eligible to be paid for by the CAB. This Report is the 28th deliverable associated with the MSA.

The Capital Construction and Reimbursement Agreement (In-Tract Improvements) between The Aurora Highlands Community Authority Board ("CAB") and Aurora Highlands, LLC ("Developer") entered June 24, 2020, states "The Developer intends to enter into a Waiver and Release of Reimbursement Rights agreement with every Builder pursuant to which the Builder will agree to separately design, construct, and fund certain of the IN-Tract Improvements..."

The Waiver and Release of Reimbursement Rights between The Aurora Highlands Community Authority Board ("CAB"), Aurora Highlands, LLC ("Developer") and Pulte Home Company, LLC ("Pulte Homes" and "Builder") states "The Builder hereby irrevocably and perpetually consents, grants, transfers and pledges to the Developer all right, title and interest of the Builder, in and to any reimbursement of costs incurred in the planning, design, engineering, testing, construction, and installation of the In-Tract Improvements."

The Waiver and Release of Reimbursement Rights between The Aurora Highlands Community Authority Board ("CAB"), Aurora Highlands, LLC ("Developer"), and Richmond American Homes of Colorado, Inc. ("Builder") states "The Builder hereby irrevocably and perpetually consents, grants, transfers and pledges to the Developer all right, title and interest of the Builder, in and to any reimbursement of costs incurred in the planning, design, engineering, testing, construction, and installation of the In-Tract Improvements."

As a result of the three agreements referenced above, reimbursements associated with costs verified herein as associated with the design and construction of In-Tract Public Improvements will be reimbursed by the CAB to the Developer.

SUMMARY OF FINDINGS

To date, Schedio Group has reviewed a total of \$92,004,766.98 of incurred expenses associated with In-Tract Improvements. Of the \$92,004,766.98 reviewed, Schedio Group has verified \$61,042,609.40 as Public Capital Costs associated with the design and construction of In-Tract Public Improvements. Therefore, to date, the Total Verified Public Amount eligible for reimbursements from the CAB to the Developer is \$64,515,936.09.

Per *The Aurora Highlands Community Authority Board and Aerotropolis Area Coordinating Metropolitan District – Engineer's Report and Verification of Costs Associated with Public Improvements No. 27*, prepared by Schedio Group LLC and dated January 11, 2024 ("ERVC 27"), Schedio Group had verified \$61,042,609.40 as Public Capital Costs associated with the design and construction of In-Tract Public Improvements. Therefore, in prior reports, the Total Verified Public Amount eligible for reimbursement from the CAB to the Developer was \$61,042,609.40.

Regarding this Report, Schedio Group has reviewed \$5,460,436.55 of incurred expenses associated with In-Tract Improvements and proofs of payments associated with current and previously reviewed expenses.

Of the \$5,460,436.55 reviewed in expenses, Schedio Group has verified \$3,473,326.69 as Public Capital Costs associated with the design and construction of In-Tract Public Improvements. Proofs of payments from prior reports were received and included in the current report, causing the Total Verified Public Amount to be higher than the reviewed amount. Therefore, the Total Verified Public Amount eligible for reimbursement from the CAB to the Developer is **\$3,473,326.69**. See *Figure 1 – Summary of Verified In-Tract Public Improvements Segregated by Source* and *Figure 2 – Summary of Verified Soft, Indirect, and Hard Costs Segregated by Service Plan Category* below.

SOURCE	TOT VER PUB AMT	PREV VER PUB AMT	CUR VER PUB AMT
	VER NOS 1 - 28	VER NOS 1 - 27	VER NO 28
DRAWS			
Draws 1-41 + Past Expenses	\$ 661,992.37	\$ 661,992.37	\$ -
HOME BUILDER EXPENSES			
Bridgewater Homes	\$ 7,684,785.04	\$ 6,592,402.93	\$ 1,092,382.11
Century Homes	\$ 3,945,618.36	\$ 3,710,712.70	\$ 234,905.65
Pulte Homes	\$ 9,352,610.53	\$ 9,339,138.33	\$ 13,472.20
Richmond American Homes	\$ 21,777,308.29	\$ 20,411,941.20	\$ 1,365,367.10
Taylor Morrison Homes	\$ 12,447,283.04	\$ 12,409,160.52	\$ 38,122.52
The Aurora Highlands LLC	\$ 786,283.35	\$ 786,283.35	\$ -
TriPointe Homes	\$ 7,860,055.11	\$ 7,130,978.00	\$ 729,077.11
TOTALS -->	\$ 64,515,936.09	\$ 61,042,609.40	\$ 3,473,326.69

Figure 1 - Summary of Verified In-Tract Public Improvements Segregated by Source

	TOTAL AMT VERIFIED	PREVIOUS AMT VERIFIED	CURRENT AMT VERIFIED
	(Verification Nos. 1 through 28)	(Verification Nos. 1 through 27)	(Verification No. 28)
SOFT AND INDIRECT COSTS			
Streets	\$ 3,108,760.14	\$ 2,756,474.34	\$ 352,285.80
Water	\$ 2,801,189.71	\$ 2,399,908.52	\$ 401,281.19
Sanitary Sewer	\$ 2,466,774.35	\$ 2,201,561.28	\$ 265,213.07
Parks and Recreation	\$ 1,350,615.23	\$ 1,157,851.96	\$ 192,763.28
TOTAL SOFT AND INDIRECT COSTS -->	\$ 9,727,339.44	\$ 8,515,796.10	\$ 1,211,543.34
HARD COSTS			
Streets	\$ 31,014,798.31	\$ 29,271,591.57	\$ 1,743,206.75
Water	\$ 10,140,679.11	\$ 9,946,073.13	\$ 194,605.97
Sanitary Sewer	\$ 9,110,362.18	\$ 8,875,339.30	\$ 235,022.88
Parks and Recreation	\$ 4,522,757.06	\$ 4,433,809.30	\$ 88,947.75
TOTAL HARD COSTS -->	\$ 54,788,596.65	\$ 52,526,813.30	\$ 2,261,783.35
SOFT AND INDIRECT + HARD COSTS			
Streets	\$ 34,123,558.46	\$ 32,028,065.91	\$ 2,095,492.55
Water	\$ 12,941,868.82	\$ 12,345,981.65	\$ 595,887.16
Sanitary Sewer	\$ 11,577,136.53	\$ 11,076,900.58	\$ 500,235.95
Parks and Recreation	\$ 5,873,372.29	\$ 5,591,661.26	\$ 281,711.03
TOTAL SOFT AND INDIRECT + HARD COSTS -->	\$ 64,515,936.09	\$ 61,042,609.40	\$ 3,473,326.69

Figure 2 - Summary of Verified Soft, Indirect, and Hard Costs Segregated by Service Plan Category

As a result, Schedio Group recommends that **\$3,473,326.69** be reimbursed from the CAB to the Developer.

DETERMINATION OF PUBLIC PRORATION PERCENTAGES

The ratio of Total Public Area to Total Area yields a Public Proration Percentage that can be applied to select costs with both public and private components. Areas were taken directly from or derived from the plats. See *Figure 3 – Determination of Public Proration Percentages* below.

FILING	TOTAL	TOTAL	% PRI	TOTAL	% PUB
	OVERALL AREA	PRIVATE AREA		PUBLIC AREA	
The Aurora Highlands Subdivision Filing No. 01	1,959,280	631,998	32.26%	1,327,282	67.74%
The Aurora Highlands Subdivision Filing No. 02	2,595,570	1,328,476	51.18%	1,267,094	48.82%
The Aurora Highlands Subdivision Filing No. 04	180,302	84,729	46.99%	95,573	53.01%
The Aurora Highlands Subdivision Filing No. 05	676,744	308,421	45.57%	368,323	54.43%
The Aurora Highlands Subdivision Filing No. 06	370,093	220,301	59.53%	149,792	40.47%
The Aurora Highlands Subdivision Filing No. 08	1,640,462	1,022,831	62.35%	659,722	40.22%
The Aurora Highlands Subdivision Filing No. 10	2,699,670	1,449,009	53.67%	1,250,661	53.67%
The Aurora Highlands Subdivision Filing No. 11	675,049	-	0.00%	675,049	100.00%
The Aurora Highlands Subdivision Filing No. 13	93,316	93,316	100.00%	-	0.00%
The Aurora Highlands Subdivision Filing No. 14	2140418	1253024	58.54%	887394	41.46%
The Aurora Highlands Subdivision Filing No. 16	3069264	1942984	63.30%	1126280	36.70%

Figure 3 - Determination of Public Proration Percentages

Public Proration Percentages were calculated and applied as deemed appropriate by Schedio Group.

VERIFICATION OF COSTS

Schedio Group reviewed soft, indirect, and hard costs associated with the design and construction of Public Improvements. Schedio Group found costs associated with Public Improvements to be reasonable when compared to similar projects, during similar timeframes in similar locales.

VERIFICATION OF PAYMENTS

Schedio Group verified proofs of payments totaling \$4,719,387.26 associated with costs reviewed in this Report. Of the \$4,719,387.26 in verified payments, \$3,473,326.69 is associated with the design and construction of Public Improvements.

VERIFICATION OF CONSTRUCTION

Schedio Group LLC performed a site visit on February 9, 2024. Observation of the constructed improvements was performed to ensure that Public Improvements are being constructed in general conformance with the approved construction drawings. Photos are available from Schedio Group LLC upon request.

SPECIAL CIRCUMSTANCES AND NOTABLE METHODOLOGIES

Schedio Group reserves the right to revise or amend this report should additional information become available that would warrant such.

ENGINEER'S VERIFICATION

Timothy A. McCarthy, P.E. / Schedio Group LLC (the Independent Consulting Engineer) states as follows:

The Independent Consulting Engineer is an engineer duly qualified and licensed in the State of Colorado with experience in the design, construction, and verification of Public Improvements of similar type and function as those described in the attached Engineer's Report dated February 11, 2024.


The Independent Consulting Engineer has reviewed applicable construction and legal documents related to the Public Improvements under consideration to state the conclusions set forth in this Engineer's Verification.

The Independent Consulting Engineer finds and determines that In-Tract Public Improvements considered in the attached Engineer's Report were constructed in general accordance with the approved construction drawings.

The Independent Consulting Engineer finds and determines that In-Tract Public Improvements considered in the attached Engineer's Report, from November 2023 through January 2024 are reasonably valued at **\$3,473,326.69**.

In the opinion of the Independent Consulting Engineer, the above-stated value for soft, indirect, and hard costs associated with the design and construction of the In-Tract Public Improvements is reasonable and consistent with costs of similar improvements constructed for similar purposes during the same timeframe and similar locales and is eligible for Developer Reimbursement by The Aurora Highlands Community Authority Board to Aurora Highlands, LLC.

Schedio Group recommends reimbursement from The Aurora Highlands Community Authority Board to Aurora Highlands, LLC in the amount of **\$3,473,326.69**.



February 11, 2024

Timothy A. McCarthy, P.E.

Colorado License No. 44349

EXHIBIT A

SUMMARY OF COSTS REVIEWED

SUMMARY OF COSTS REVIEWED

VER NO	TYPE	FILING	SOURCE	VENDOR	DESCRIPTION	INV NO	INV DATE	INV AMT	RET/OCIP/DISC	FINAL INV AMT	CHK NO	PMT DATE	PMT AMT	PAYOR	DATE CLEARED	VER PMT AMT	% PRI	PRI AMT	% PUB	PUB AMT	CUR VER PUB AMT	STREETS	WATER	SANITATION	PARKS & REC	
1	Hard	FILING 01	RAH	Alpine Civil Construction	Aurora Highland 2020-14	Multiple	Multiple	\$ 2,053,403.25	\$ 100,826.80	\$ 1,952,576.45	Multiple	Multiple	\$ 1,952,576.45	RAH	Multiple	\$ 1,952,576.45	0.00%	\$ -	100.00%	\$ 1,952,576.45	\$ 1,914,305.95	\$ 1,914,305.95	\$ -	\$ -	\$ -	\$ -
1	Soft	FILING 01	DRAWS 1-30	Aztec Consultants	Filing 1 Construction Staking	79795	01/17/20	\$ 2,250.00	\$ -	\$ 2,250.00	By District/Dev. Ad	NA	\$ 2,250.00	CAB	Pd Through Draw	\$ 2,250.00	30.19%	\$ 679.37	69.81%	\$ 1,570.63	\$ 1,570.63	\$ 392.66	\$ 392.66	\$ 392.66	\$ 392.66	
1	Soft	FILING 01	RAH	Aztec Consultants	21420-09 The Aurora Highlands	Multiple	Multiple	\$ 4,644.01	\$ -	\$ 4,644.01	Multiple	Multiple	\$ 4,644.01	RAH	Multiple	\$ 4,644.01	76.65%	\$ 3,531.35	24.35%	\$ 1,112.66	\$ 1,112.66	\$ 282.72	\$ 282.72	\$ 282.72	\$ 282.72	
1	Soft	FILING 01	RAH	Aztec Consultants	Test Holes (CS)	66739	04/11/19	\$ 2,750.00	\$ -	\$ 2,750.00	Multiple	05/17/19	\$ 2,750.00	RAH	05/24/19	\$ 2,750.00	32.26%	\$ 897.06	67.74%	\$ 1,852.94	\$ 1,852.94	\$ 465.74	\$ 465.74	\$ 465.74	\$ 465.74	
1	Hard	FILING 01	RAH	Bemas Construction	TAH Filing 1 20-050	Multiple	Multiple	\$ 814,538.58	\$ 9,966.55	\$ 804,572.03	Multiple	Multiple	\$ 804,572.03	RAH	Multiple	\$ 804,572.03	42.67%	\$ 343,321.86	57.33%	\$ 461,250.17	\$ 461,250.17	\$ 71,384.60	\$ 44,999.83	\$ 44,999.83	\$ 299,865.91	
1	Hard	FILING 01	RAH	Blue Mountain Erosion Control	Aurora Highlands Erosion cont	10244	10/16/20	\$ 7,473.00	\$ -	\$ 7,473.00	2 0311E+13	11/06/20	\$ 7,473.00	RAH	11/06/20	\$ 7,473.00	32.26%	\$ 2,410.54	67.74%	\$ 5,062.46	\$ 5,062.46	\$ 1,265.62	\$ 1,265.62	\$ 1,265.62	\$ 1,265.62	
1	Soft	FILING 01	DRAWS 1-30	Contour Services	Residential F1 EWEC - TO36	1056-19	01/24/20	\$ 563.00	\$ -	\$ 563.00	Pd Through Draw	NA	\$ 563.00	CAB	Pd Through Draw	\$ 563.00	32.26%	\$ 181.60	67.74%	\$ 381.40	\$ 381.40	\$ 95.35	\$ 95.35	\$ 95.35	\$ 95.35	
1	Soft	FILING 01	DRAWS 1-30	Contour Services	Residential F1 EWEC - TO36	1056-20	02/26/20	\$ 7,712.00	\$ -	\$ 7,712.00	Pd Through Draw	NA	\$ 7,712.00	CAB	Pd Through Draw	\$ 7,712.00	32.26%	\$ 2,487.63	67.74%	\$ 5,224.37	\$ 5,224.37	\$ 1,306.09	\$ 1,306.09	\$ 1,306.09	\$ 1,306.09	
1	Soft	FILING 01	RAH	CTL Thompson	Phase 1 Environmental & Bio A	509435	04/30/19	\$ 3,500.00	\$ -	\$ 3,500.00	1059694	06/14/19	\$ 3,500.00	RAH	06/20/20	\$ 3,500.00	32.26%	\$ 1,128.98	67.74%	\$ 2,371.02	\$ 2,371.02	\$ 592.75	\$ 592.75	\$ 592.75	\$ 592.75	
1	Hard	FILING 01	RAH	HR Green Development	132329 The Aurora Highlands	Multiple	Multiple	\$ 232,656.51	\$ -	\$ 232,656.51	Multiple	Multiple	\$ 232,656.51	RAH	Multiple	\$ 232,656.51	28.95%	\$ 67,272.97	70.05%	\$ 157,379.03	\$ 157,379.03	\$ 40,733.76	\$ 38,881.76	\$ 38,881.76	\$ 38,881.76	
1	Hard	FILING 01	RAH	Integrated Wall Solutions	Aurora Highlands 502019	Multiple	Multiple	\$ 202,366.51	\$ -	\$ 202,366.51	Multiple	Multiple	\$ 202,366.51	RAH	Multiple	\$ 202,366.51	100.00%	\$ 202,366.51	0.00%	\$ -	\$ 202,366.51	\$ -	\$ -	\$ -	\$ -	\$ -
1	Hard	FILING 01	RAH	Liberty Infrastructure LLC	THE AURORA HIGHLANDS - FILL	Multiple	Multiple	\$ 2,480,279.28	\$ 126,737.73	\$ 2,353,541.55	Multiple	Multiple	\$ 2,353,541.55	RAH	Multiple	\$ 2,353,541.55	9.37%	\$ 220,623.10	90.63%	\$ 2,132,918.45	\$ 2,132,918.45	\$ 1,113,193.37	\$ 561,705.15	\$ 436,485.13	\$ 21,534.79	
1	Soft	FILING 01	RAH	Norris Design	Tah Filing 1 CSP & Plat 0061-01	Multiple	Multiple	\$ 66,603.34	\$ -	\$ 66,603.34	Multiple	Multiple	\$ 66,603.34	RAH	Multiple	\$ 66,603.34	17.74%	\$ 11,818.26	82.26%	\$ 54,785.08	\$ 54,785.08	\$ 20,561.90	\$ 6,830.65	\$ 6,830.65	\$ 20,561.90	
1	Soft	FILING 01	RAH	Norris Design	Karl's Farm - Parcels A & B, Ma	Multiple	Multiple	\$ 80.00	\$ -	\$ 80.00	Multiple	Multiple	\$ 80.00	RAH	Multiple	\$ 80.00	100.00%	\$ 80.00	0.00%	\$ -	\$ -	\$ -	\$ -	\$ -	\$ -	\$ -
1	Soft	FILING 01	RAH	Rasanti Consulting Services	Dry Utility Consulting	1879	10/11/20	\$ 260.00	\$ -	\$ 260.00	1123034	10/23/20	\$ 260.00	RAH	11/03/20	\$ 260.00	100.00%	\$ 260.00	0.00%	\$ -	\$ -	\$ -	\$ -	\$ -	\$ -	\$ -
1	Hard	FILING 01	DRAWS 1-30	Stormwater Risk Management	Residential F1 - P1 & P2 EWEC	Pay App 1	01/24/20	\$ 5,531.85	\$ 291.15	\$ 5,240.70	Pd Through Draw	NA	\$ 5,531.85	CAB	Pd Through Draw	\$ 5,531.85	0.00%	\$ -	100.00%	\$ 5,531.85	\$ 5,531.85	\$ 1,382.96	\$ 1,382.96	\$ 1,382.96	\$ 1,382.96	
1	Hard	FILING 01	DRAWS 1-30	Stormwater Risk Management	Residential F1 - P1 & P2 EWEC	Pay App 2	02/24/20	\$ 4,733.60	\$ 235.68	\$ 4,497.92	Pd Through Draw	NA	\$ 4,733.60	CAB	Pd Through Draw	\$ 4,733.60	7.23%	\$ 3,432.92	23.34%	\$ 1,045.00	\$ 1,045.00	\$ 261.25	\$ 261.25	\$ 261.25	\$ 261.25	
1	Hard	FILING 01	DRAWS 1-30	Stormwater Risk Management	Residential F1 - P1 & P2 EWEC	Pay App 3	02/24/20	\$ 5,530.00	\$ -	\$ 5,530.00	Pd Through Draw	NA	\$ 5,530.00	CAB	Pd Through Draw	\$ 5,530.00	0.00%	\$ -	100.00%	\$ 5,530.00	\$ 5,530.00	\$ 1,282.50	\$ 1,282.50	\$ 1,282.50	\$ 1,282.50	
1	Hard	FILING 01	DRAWS 1-30	Stormwater Risk Management	Residential F1 - P1 & P2 EWEC	Pay App 4	04/28/20	\$ 15,806.78	\$ 790.34	\$ 15,016.44	Pd Through Draw	NA	\$ 15,016.44	CAB	Pd Through Draw	\$ 15,016.44	14.09%	\$ 2,115.17	85.91%	\$ 12,901.27	\$ 12,901.27	\$ 3,225.32	\$ 3,225.32	\$ 3,225.32	\$ 3,225.32	
1	Hard	FILING 01	DRAWS 1-30	Stormwater Risk Management	Residential F1 - P1 & P2 EWEC	Pay App 5	05/26/20	\$ 7,074.23	\$ 353.71	\$ 6,720.52	Pd Through Draw	NA	\$ 6,720.52	CAB	Pd Through Draw	\$ 6,720.52	36.75%	\$ 2,470.00	63.25%	\$ 4,250.52	\$ 4,250.52	\$ 1,062.63	\$ 1,062.63	\$ 1,062.63	\$ 1,062.63	
1	Hard	FILING 01	DRAWS 1-30	Stormwater Risk Management	Residential F1 - P1 & P2 EWEC	Pay App 6	06/24/20	\$ 8,039.40	\$ 401.97	\$ 7,637.43	Pd Through Draw	NA	\$ 7,637.43	CAB	Pd Through Draw	\$ 7,637.43	43.74%	\$ 3,340.52	56.26%	\$ 4,296.91	\$ 4,296.91	\$ 1,074.23	\$ 1,074.23	\$ 1,074.23	\$ 1,074.23	
1	Hard	FILING 01	DRAWS 1-30	Stormwater Risk Management	Residential F1 - P1 & P2 EWEC	Pay App 7	07/28/20	\$ 6,016.20	\$ 300.81	\$ 5,715.39	Pd Through Draw	NA	\$ 5,715.39	CAB	Pd Through Draw	\$ 5,715.39	0.00%	\$ -	100.00%	\$ 5,715.39	\$ 5,715.39	\$ 1,428.85	\$ 1,428.85	\$ 1,428.85	\$ 1,428.85	
1	Hard	FILING 01	DRAWS 1-30	Stormwater Risk Management	Residential F1 - P1 & P2 EWEC	Pay App 8	10/31/20	\$ 960.00	\$ 48.00	\$ 912.00	Pd Through Draw	NA	\$ 912.00	CAB	Pd Through Draw	\$ 912.00	0.00%	\$ -	100.00%	\$ 912.00	\$ 912.00	\$ 228.00	\$ 228.00	\$ 228.00	\$ 228.00	
1	Hard	FILING 01	DRAWS 1-30	Stormwater Risk Management	Stormwater Mgmt - Residential	Pay App 15	03/25/20	\$ 5,580.00	\$ -	\$ 5,580.00	Pd Through Draw	NA	\$ 5,580.00	CAB	Pd Through Draw	\$ 5,580.00	32.26%	\$ 1,799.92	67.74%	\$ 3,780.08	\$ 3,780.08	\$ 945.02	\$ 945.02	\$ 945.02	\$ 945.02	
1	Hard	FILING 01	DRAWS 1-30	Stormwater Risk Management	Stormwater Mgmt - Residential	Pay App 16	03/25/20	\$ 1,585.00	\$ -	\$ 1,585.00	Pd Through Draw	NA	\$ 1,585.00	CAB	Pd Through Draw	\$ 1,585.00	32.26%	\$ 511.27	67.74%	\$ 1,073.73	\$ 1,073.73	\$ 268.43	\$ 268.43	\$ 268.43	\$ 268.43	
1	Hard	FILING 01	DRAWS 1-30	Stormwater Risk Management	Stormwater Mgmt - Residential	Pay App 17	05/27/20	\$ 1,585.00	\$ -	\$ 1,585.00	Pd Through Draw	NA	\$ 1,585.00	CAB	Pd Through Draw	\$ 1,585.00	32.26%	\$ 511.27	67.74%	\$ 1,073.73	\$ 1,073.73	\$ 268.43	\$ 268.43	\$ 268.43	\$ 268.43	
1	Hard	FILING 01	DRAWS 1-30	Stormwater Risk Management	Stormwater Mgmt - Residential	Pay App 18	06/30/20	\$ 1,585.00	\$ -	\$ 1,585.00	Pd Through Draw	NA	\$ 1,585.00	CAB	Pd Through Draw	\$ 1,585.00	32.26%	\$ 511.27	67.74%	\$ 1,073.73	\$ 1,073.73	\$ 268.43	\$ 268.43	\$ 268.43	\$ 268.43	
1	Hard	FILING 01	DRAWS 1-30	Stormwater Risk Management	Stormwater Mgmt - Residential	Pay App 19	07/31/20	\$ 1,585.00	\$ -	\$ 1,585.00	Pd Through Draw	NA	\$ 1,585.00	CAB	Pd Through Draw	\$ 1,585.00	32.26%	\$ 511.27	67.74%	\$ 1,073.73	\$ 1,073.73	\$ 268.43	\$ 268.43	\$ 268.43	\$ 268.43	
1	Hard	FILING 01	DRAWS 1-30	Stormwater Risk Management	Stormwater Mgmt - Residential	Pay App 20	08/31/20	\$ 1,585.00	\$ -	\$ 1,585.00	Pd Through Draw	NA	\$ 1,585.00	CAB	Pd Through Draw	\$ 1,585.00	32.26%	\$ 511.27	67.74%	\$ 1,073.73	\$ 1,073.73	\$ 268.43	\$ 268.43	\$ 268.43	\$ 268.43	
1	Hard	FILING 01	DRAWS 1-30	Stormwater Risk Management	Stormwater Mgmt - Residential	Pay App 21	09/28/20	\$ 1,585.00	\$ -	\$ 1,585.00	Pd Through Draw	NA	\$ 1,585.00	CAB	Pd Through Draw	\$ 1,585.00	32.26%	\$ 511.27	67.74%	\$ 1,073.73	\$ 1,073.73	\$ 268.43	\$ 268.43	\$ 268.43	\$ 268.43	
1	Hard	FILING 01	DRAWS 1-30	Stormwater Risk Management	Stormwater Mgmt - Residential	Pay App 22	10/31/20	\$ 1,585.00	\$ -	\$ 1,585.00	Pd Through Draw	NA	\$ 1,585.00	CAB	Pd Through Draw	\$ 1,585.00	32.26%	\$ 511.27	67.74%	\$ 1,073.73	\$ 1,073.73	\$ 268.43	\$ 268.43	\$ 268.43	\$ 268.43	
1	Hard	FILING 01	DRAWS 1-30	Stormwater Risk Management	Stormwater Mgmt - Residential	Pay App 23	11/30/20	\$ 1,585.00	\$ -	\$ 1,585.00	Pd Through Draw	NA	\$ 1,585.00	CAB	Pd Through Draw	\$ 1,585.00	32.26%	\$ 511.27	67.74%	\$ 1,073.73	\$ 1,073.73	\$ 268.43	\$ 268.43	\$ 268.43	\$ 268.43	
1	Soft	FILING 01	DRAWS 1-30	Summit Strategies	Residential Filing 01 - CM Mgm	Draws 1-30	Multiple	\$ 1,897.00	\$ -	\$ 1,897.00	Pd Through Draw	NA	\$ 1,897.00	CAB	Pd Through Draw	\$ 1,897.00	30.19%	\$ 572.78	69.81%	\$ 1,324.22	\$ 1,324.22	\$ 331.06	\$ 331.06	\$ 331.06	\$ 331.06	
1	Soft	FILING 01	DRAWS 1-30	Terra Forma Solutions	Residential Filing 01 - CM Mgm	Draws 1-30	Multiple	\$ 10,660.25	\$ -	\$ 10,660.25	Pd Through Draw	NA	\$ 10,660.25	CAB	Pd Through Draw	\$ 10,660.25	30.19%	\$ 3,218.78	69.81%	\$ 7,441.47	\$ 7,441.47	\$ 1,860.37	\$ 1,860.37	\$ 1,860.37	\$ 1,860.37	
1	Soft	FILING 02	RAH	AG Wassenaar	Geotechnical Site Development	301960	04/26/19	\$ 31,800.00	\$ -	\$ 31,800.00	1096133	05/30/19	\$ 31,800.00	RAH	06/06/19	\$ 31,800.00	32.26%	\$ 10,257.61	67.74%	\$ 21,542.39	\$ 21,542.39	\$ 5,385.60	\$ 5,385.60	\$ 5,385.60	\$ 5,385.60	
1	Soft	FILING 02	RAH	Norris Design	Tah Filing 2 0061-01-2089	Multiple	Multiple	\$ 31,583.70	\$ -	\$ 31,583.70	Multiple	Multiple	\$ 31,583.70	RAH	Multiple	\$ 31,583.70	24.23%	\$ 7,652.17	75.77%	\$ 23,931.53	\$ 23,931.53	\$ 5,982.88	\$ 5,982.88	\$ 5,982.88	\$ 5,982.88	
1	Soft	FILING 04	DRAWS 1-30	City of Aurora	Filing 04 Plan Review Fees	608134	05/22/20	\$ 9,040.00	\$ -	\$ 9,040.00	Pd Through Draw	NA	\$ 9,040.00	CAB	Pd Through Draw	\$ 9,040.00	46.99%	\$ 4,248.15	53.01%	\$ 4,791.85	\$ 4,791.85	\$ 1,197.96	\$ 1,197.96	\$ 1,197.96	\$ 1,197.96	
1	Soft	FILING 04	DRAWS 1-30	HR Green Development	Engineering Services Filing 4	138810	10/20/20	\$ 67,900.06	\$ -	\$ 67,900.06	Pd by TAH	NA	\$ 67,900.06	CAB	Pd Through Draw	\$ 67,900.06	0.00%	\$ -	100.00%	\$ 67,900.06	\$ 67,900.06	\$ 16,990.02	\$ 16,990.02	\$ 16,990.02	\$ 16,990.02	
1	Soft	FILING 04	DRAWS 1-30	Norris Design	TAH Filing 4 CSP and Plat	01-61648	09/20/20	\$ 2,123.20	\$ -	\$ 2,123.20	Pd Through Draw	NA	\$ 2													

SUMMARY OF COSTS REVIEWED

VER NO	TYPE	FILING	SOURCE	VENDOR	DESCRIPTION	INV NO	INV DATE	INV AMT	RET/OCIP/DISC	FINAL INV AMT	CHK NO	PMT DATE	PMT AMT	PAYOR	DATE CLEARED	VER PMT AMT	% PRI	PRI AMT	% PUB	PUB AMT	CUR VER PUB AMT	STREETS	WATER	SANITATION	PARKS & REC		
2	Hard	FILING 01	RAH	Brightview Landscape Develop	The Aurora Highlands CSP NO	Multiple	Multiple	\$ 17,950.00	\$ -	\$ 17,950.00	Multiple	Multiple	\$ 16,155.00	RAH	Multiple	\$ 16,155.00	100.00%	\$ 16,155.00	0.00%	\$ -	\$ -	\$ -	\$ -	\$ -	\$ -		
2	Soft	FILING 01	RAH	City of Aurora	Civil Plans Review	566101	03/01/19	\$ 7,137.00	\$ -	\$ 7,137.00	1091201	03/07/19	\$ 7,137.00	RAH	03/26/19	\$ 7,137.00	15.00%	\$ 1,070.55	85.00%	\$ 6,066.45	\$ 6,066.45	\$ 1,516.61	\$ 1,516.61	\$ 1,516.61	\$ 1,516.61		
2	Soft	FILING 01	RAH	City of Aurora	Civil Plans Revision	601368	03/20/20	\$ 413.00	\$ -	\$ 413.00	1112109	03/09/20	\$ 413.00	RAH	03/20/20	\$ 413.00	15.00%	\$ 61.95	85.00%	\$ 350.20	\$ 350.20	\$ 87.50	\$ 87.50	\$ 87.50	\$ 87.50		
2	Soft	FILING 01	RAH	City of Aurora	Civil Plans Revision	615351	08/25/20	\$ 824.00	\$ -	\$ 824.00	1118898	08/25/20	\$ 824.00	RAH	08/18/20	\$ 824.00	15.00%	\$ 123.60	85.00%	\$ 700.40	\$ 700.40	\$ 175.10	\$ 175.10	\$ 175.10	\$ 175.10		
2	Soft	FILING 01	RAH	City of Aurora	RAH Road Areas Permit Fee	11.12.2020	11/12/20	\$ 2,250.00	\$ -	\$ 2,250.00	1124279	11/18/20	\$ 2,250.00	RAH	12/15/20	\$ 2,250.00	0.00%	\$ -	100.00%	\$ 2,250.00	\$ 2,250.00	\$ 2,250.00	\$ 2,250.00	\$ 2,250.00	\$ 2,250.00		
2	Soft	FILING 01	RAH	City of Aurora	RAH Road Areas Surety	11.12.2020	11/12/20	\$ 2,612.50	\$ -	\$ 2,612.50	1124278	11/18/20	\$ 2,612.50	RAH	12/03/20	\$ 2,612.50	0.00%	\$ -	100.00%	\$ 2,612.50	\$ 2,612.50	\$ 2,612.50	\$ 2,612.50	\$ 2,612.50	\$ 2,612.50		
2	Hard	FILING 01	RAH	Clear Creek Civil	Checked Manholes/Utilities and	1420	12/11/20	\$ 1,861.00	\$ -	\$ 1,861.00	1125872	12/23/20	\$ 1,861.00	RAH	12/29/20	\$ 1,861.00	0.00%	\$ -	100.00%	\$ 1,861.00	\$ 1,861.00	\$ 465.25	\$ 465.25	\$ 465.25	\$ 465.25		
2	Hard	FILING 01	RAH	Clear Creek Civil	Erosion Control, Straw Crimp w	1358	08/31/20	\$ 6,538.29	\$ -	\$ 6,538.29	1122605	10/16/20	\$ 6,538.29	RAH	10/20/20	\$ 6,538.29	32.26%	\$ 2,109.03	67.74%	\$ 4,429.26	\$ 4,429.26	\$ 1,107.31	\$ 1,107.31	\$ 1,107.31	\$ 1,107.31		
2	Hard	FILING 01	RAH	Clear Creek Civil	Install barricades along road clo	1381	10/30/20	\$ 2,053.00	\$ -	\$ 2,053.00	1127359	01/29/21	\$ 2,053.00	RAH	02/04/21	\$ 2,053.00	32.26%	\$ 662.23	67.74%	\$ 1,390.77	\$ 1,390.77	\$ 347.69	\$ 347.69	\$ 347.69	\$ 347.69		
2	Hard	FILING 01	RAH	Clear Creek Civil	Material Handling, Filling in Road	1383	10/30/20	\$ 23,430.00	\$ -	\$ 23,430.00	1127406	01/29/21	\$ 23,430.00	RAH	02/04/21	\$ 23,430.00	0.00%	\$ -	100.00%	\$ 23,430.00	\$ 23,430.00	\$ 5,857.50	\$ 5,857.50	\$ 5,857.50	\$ 5,857.50		
2	Hard	FILING 01	RAH	Clear Creek Civil	Signage and Striping - Aurora H	1399	11/17/20	\$ 12,878.00	\$ -	\$ 12,878.00	1124642	11/30/20	\$ 12,878.00	RAH	12/10/20	\$ 12,878.00	0.00%	\$ -	100.00%	\$ 12,878.00	\$ 12,878.00	\$ 3,219.50	\$ 3,219.50	\$ 3,219.50	\$ 3,219.50		
2	Hard	FILING 01	RAH	Clear Creek Civil	Snow Removal	1436	01/07/21	\$ 3,220.00	\$ -	\$ 3,220.00	1127359	01/29/21	\$ 3,220.00	RAH	02/04/21	\$ 3,220.00	32.26%	\$ 1,038.66	67.74%	\$ 2,181.34	\$ 2,181.34	\$ 545.33	\$ 545.33	\$ 545.33	\$ 545.33		
2	Hard	FILING 01	RAH	Clear Creek Civil	Snow Removal	1444	01/15/21	\$ 1,589.50	\$ -	\$ 1,589.50	1127359	01/29/21	\$ 1,589.50	RAH	02/04/21	\$ 1,589.50	32.26%	\$ 512.72	67.74%	\$ 1,076.78	\$ 1,076.78	\$ 269.20	\$ 269.20	\$ 269.20	\$ 269.20		
2	Hard	FILING 01	RAH	Clear Creek Civil	Surface Roughening, Mob Type	1351	09/18/20	\$ 2,990.00	\$ -	\$ 2,990.00	1122284	10/09/20	\$ 2,990.00	RAH	10/16/20	\$ 2,990.00	0.00%	\$ -	100.00%	\$ 2,990.00	\$ 2,990.00	\$ 747.50	\$ 747.50	\$ 747.50	\$ 747.50		
2	Hard	FILING 01	RAH	Clear Creek Civil	Repaired signage	1394	11/12/20	\$ 811.00	\$ -	\$ 811.00	1125309	12/11/20	\$ 811.00	RAH	12/16/20	\$ 811.00	100.00%	\$ 811.00	0.00%	\$ -	\$ -	\$ -	\$ -	\$ -	\$ -	\$ -	\$ -
2	Soft	FILING 01	RAH	CMS Environmental Solutions	SW Permit, APEN, Notice of Int	112695	12/07/20	\$ 585.00	\$ -	\$ 585.00	1127044	01/22/21	\$ 585.00	RAH	01/28/21	\$ 585.00	51.18%	\$ 299.42	48.82%	\$ 285.58	\$ 285.58	\$ 71.40	\$ 71.40	\$ 71.40	\$ 71.40		
2	Soft	FILING 01	RAH	CMS Environmental Solutions	SWMP Copy Non CMS	109133	10/07/20	\$ 1,470.00	\$ -	\$ 1,470.00	1125873	12/23/20	\$ 1,470.00	RAH	01/06/21	\$ 1,470.00	51.18%	\$ 752.26	48.82%	\$ 717.62	\$ 717.62	\$ 179.40	\$ 179.40	\$ 179.40	\$ 179.40		
2	Soft	FILING 01	RAH	CMS Environmental Solutions	SWMP Copy Non CMS	112839	12/15/20	\$ 195.00	\$ -	\$ 195.00	1127044	01/22/21	\$ 195.00	RAH	01/28/21	\$ 195.00	51.18%	\$ 99.81	48.82%	\$ 95.19	\$ 95.19	\$ 23.80	\$ 23.80	\$ 23.80	\$ 23.80		
2	Soft	FILING 01	RAH	CMS Environmental Solutions	TAH SWMP	105020	06/12/20	\$ 2,500.00	\$ -	\$ 2,500.00	1118947	08/07/20	\$ 2,500.00	RAH	08/12/20	\$ 2,500.00	32.26%	\$ 806.42	67.74%	\$ 1,693.58	\$ 1,693.58	\$ 423.40	\$ 423.40	\$ 423.40	\$ 423.40		
2	Soft	FILING 01	RAH	CMS Environmental Solutions	Weekly + Rain Inspections	106677	08/01/20	\$ 595.00	\$ -	\$ 595.00	1121134	09/18/20	\$ 595.00	RAH	09/25/20	\$ 595.00	32.26%	\$ 191.93	67.74%	\$ 403.07	\$ 403.07	\$ 100.77	\$ 100.77	\$ 100.77	\$ 100.77		
2	Soft	FILING 01	RAH	CMS Environmental Solutions	Weekly + Rain Inspections	107843	09/01/20	\$ 595.00	\$ -	\$ 595.00	1122606	10/16/20	\$ 595.00	RAH	10/22/20	\$ 595.00	32.26%	\$ 191.93	67.74%	\$ 403.07	\$ 403.07	\$ 100.77	\$ 100.77	\$ 100.77	\$ 100.77		
2	Soft	FILING 01	RAH	CMS Environmental Solutions	Weekly + Rain Inspections	110445	11/01/20	\$ 595.00	\$ -	\$ 595.00	1125563	12/18/20	\$ 595.00	RAH	01/06/21	\$ 595.00	32.26%	\$ 191.93	67.74%	\$ 403.07	\$ 403.07	\$ 100.77	\$ 100.77	\$ 100.77	\$ 100.77		
2	Soft	FILING 01	RAH	CMS Environmental Solutions	Weekly + Rain Inspections	111812	12/01/20	\$ 595.00	\$ -	\$ 595.00	1127044	01/22/21	\$ 595.00	RAH	01/28/21	\$ 595.00	32.26%	\$ 191.93	67.74%	\$ 403.07	\$ 403.07	\$ 100.77	\$ 100.77	\$ 100.77	\$ 100.77		
2	Soft	FILING 01	RAH	CMS Environmental Solutions	Weekly + Rain Inspections	111111	01/01/21	\$ 595.00	\$ -	\$ 595.00	111010	01/12/21	\$ 595.00	RAH	01/12/21	\$ 595.00	32.26%	\$ 191.93	67.74%	\$ 403.07	\$ 403.07	\$ 100.77	\$ 100.77	\$ 100.77	\$ 100.77		
2	Soft	FILING 01	RAH	CMS Environmental Solutions	Weekly + Rain Inspections, Co	110424	07/21/20	\$ 595.00	\$ -	\$ 595.00	110424	08/07/20	\$ 595.00	RAH	08/07/20	\$ 595.00	32.26%	\$ 191.93	67.74%	\$ 403.07	\$ 403.07	\$ 100.77	\$ 100.77	\$ 100.77	\$ 100.77		
2	Soft	FILING 01	RAH	CTL Thompson	Phase 1 Environmental & Bio A	532409	12/31/19	\$ 4,300.00	\$ -	\$ 4,300.00	1108548	01/15/20	\$ 4,300.00	RAH	01/22/20	\$ 4,300.00	32.26%	\$ 1,387.04	67.74%	\$ 2,912.96	\$ 2,912.96	\$ 728.24	\$ 728.24	\$ 728.24	\$ 728.24		
2	Soft	FILING 01	RAH	HR Green Development	181259 The Aurora Highlands	Multiple	Multiple	\$ 43,640.40	\$ -	\$ 43,640.40	Multiple	Multiple	\$ 43,640.40	Multiple	Multiple	\$ 43,640.40	41.90%	\$ 18,285.01	58.10%	\$ 25,355.39	\$ 25,355.39	\$ 6,038.85	\$ 6,038.85	\$ 6,038.85	\$ 6,038.85		
2	Soft	FILING 01	RAH	Norris Design	Tah Filing 1 CSP & Plat 0061-01	Multiple	Multiple	\$ 36,532.70	\$ -	\$ 36,532.70	Multiple	Multiple	\$ 36,532.70	Multiple	Multiple	\$ 36,532.70	19.77%	\$ 7,222.61	80.23%	\$ 29,310.09	\$ 29,310.09	\$ 11,488.58	\$ 11,488.58	\$ 11,488.58	\$ 11,488.58		
2	Hard	FILING 01	RAH	Page Specialty Company	Concrete Pad and Mailbox Clu	33237	11/19/20	\$ 11,622.40	\$ -	\$ 11,622.40	1125610	12/18/20	\$ 11,622.40	RAH	12/24/20	\$ 11,622.40	0.00%	\$ -	100.00%	\$ 11,622.40	\$ 11,622.40	\$ -	\$ -	\$ -	\$ -		
2	Hard	FILING 01	RAH	ProSystems	Aurora Highlands - Street Light	Multiple	Multiple	\$ 379,493.00	\$ -	\$ 379,493.00	Multiple	Multiple	\$ 379,493.00	Multiple	Multiple	\$ 379,493.00	0.00%	\$ -	100.00%	\$ 379,493.00	\$ 379,493.00	\$ 94,873.25	\$ 94,873.25	\$ 94,873.25	\$ 94,873.25		
2	Soft	FILING 01	RAH	Rasputi Consulting Services	Dry Utility Consulting	1812	07/17/20	\$ 828.75	\$ -	\$ 828.75	1118980	08/07/20	\$ 828.75	RAH	08/14/20	\$ 828.75	100.00%	\$ 828.75	0.00%	\$ -	\$ -	\$ -	\$ -	\$ -	\$ -	\$ -	
2	Soft	FILING 01	RAH	State of CO Dept of Public Healt	Modification Fee for Permit CO	W021107378	06/17/21	\$ 88.00	\$ -	\$ 88.00	1153135	07/23/21	\$ 88.00	RAH	07/28/21	\$ 88.00	32.26%	\$ 28.39	67.74%	\$ 59.61	\$ 59.61	\$ 14.90	\$ 14.90	\$ 14.90	\$ 14.90		
2	Hard	FILING 01	DRAWS 31-40	Stormwater Risk Management	Residential F1 - P1 & P2 EWEC	Multiple	Multiple	\$ 46,292.33	\$ 2,314.62	\$ 43,977.71	Pd Through Draw	NA	\$ 43,977.71	CAB	Pd Through Draw	\$ 43,977.71	32.26%	\$ 14,185.73	67.74%	\$ 29,791.98	\$ 29,791.98	\$ 7,447.99	\$ 7,447.99	\$ 7,447.99	\$ 7,447.99		
2	Hard	FILING 01	DRAWS 31-40	Stormwater Risk Management	Residential F1 - P1 & P2 EWEC	Pay App No. 9	Multiple	\$ 25,650.01	\$ -	\$ 25,650.01	Pd Through Draw	NA	\$ 25,650.01	CAB	Pd Through Draw	\$ 25,650.01	32.26%	\$ 8,273.83	67.74%	\$ 17,376.18	\$ 17,376.18	\$ 4,344.04	\$ 4,344.04	\$ 4,344.04	\$ 4,344.04		
2	Hard	FILING 01	DRAWS 31-40	Stormwater Risk Management	Stormwater Mgmt - Residential	Pay App No. 24	Multiple	\$ 1,585.00	\$ -	\$ 1,585.00	Pd Through Draw	NA	\$ 1,585.00	CAB	Pd Through Draw	\$ 1,585.00	32.26%	\$ 511.27	67.74%	\$ 1,073.73	\$ 1,073.73	\$ 268.43	\$ 268.43	\$ 268.43	\$ 268.43		
2	Soft	FILING 02	RAH	AG Wassenaar	201006 TAH Filing 1 Aurora Blv	325220	11/30/20	\$ 729.00	\$ -	\$ 729.00	1125862	12/23/20	\$ 729.00	RAH	12/29/20	\$ 729.00	32.26%	\$ 235.15	67.74%	\$ 493.85	\$ 493.85	\$ 123.46	\$ 123.46	\$ 123.46	\$ 123.46		
2	Soft	FILING 02	RAH	AG Wassenaar	201006 TAH Filing 1 Aurora Blv	328855	02/28/21	\$ 1,301.00	\$ -	\$ 1,301.00	ACH 13603	03/29/21	\$ 1,301.00	RAH	03/29/21	\$ 1,301.00	32.26%	\$ 419.66	67.74%	\$ 881.34	\$ 881.34	\$ 220.34	\$ 220.34	\$ 220.34	\$ 220.34		
2	Soft	FILING 02	RAH	AG Wassenaar	201006 TAH Filing 1 Aurora Blv	331584	04/30/21	\$ 1,745.00	\$ -	\$ 1,745.00	ACH 13736	05/24/21	\$ 1,745.00	RAH	05/24/21	\$ 1,745.00	32.26%	\$ 562.88	67.74%	\$ 1,182.12	\$ 1,182.12	\$ 295.53	\$ 295.53	\$ 295.53	\$ 295.53		
2	Soft	FILING 02	RAH	AG Wassenaar	201006 TAH Filing 1 Aurora Blv	332137	04/30/21	\$ 988.00	\$ -	\$ 988.00	ACH 13986	07/02/21	\$ 988.00	RAH	07/02/21	\$ 988.00	32.26%	\$ 319.87	67.74								

SUMMARY OF COSTS REVIEWED

VER NO	TYPE	FILING	SOURCE	VENDOR	DESCRIPTION	INV NO	INV DATE	INV AMT	RET/OCIP/DISC	FINAL INV AMT	CHK NO	PMT DATE	PMT AMT	PAYOR	DATE CLEARED	VER PMT AMT	% PRI	PRI AMT	% PUB	PUB AMT	CUR VER PUB AMT	STREETS	WATER	SANITATION	PARKS & REC		
2	Hard	FILING 02	RAH	Clear Creek Civil	Maintained site and worked on	1481	02/19/21	\$ 2,935.00	\$ -	\$ 2,935.00	1129347	03/12/21	\$ 2,935.00	RAH	03/18/21	\$ 2,935.00	51.18%	\$ 1,502.20	48.82%	\$ 1,432.80	\$ 1,432.80	\$ 358.20	\$ 358.20	\$ 358.20	\$ 358.20		
2	Hard	FILING 02	RAH	Clear Creek Civil	Mowing/Weed eating around	1649	08/17/21	\$ 1,406.96	\$ -	\$ 1,406.96	1137147	09/17/21	\$ 1,406.96	RAH	09/22/21	\$ 1,406.96	51.18%	\$ 720.12	48.82%	\$ 686.84	\$ 686.84	\$ 171.71	\$ 171.71	\$ 171.71	\$ 171.71		
2	Hard	FILING 02	RAH	Clear Creek Civil	Removed snow from around	1500	04/02/21	\$ 3,404.21	\$ -	\$ 3,404.21	1131077	04/23/21	\$ 3,404.21	RAH	04/29/21	\$ 3,404.21	51.18%	\$ 1,742.49	48.82%	\$ 1,661.98	\$ 1,661.98	\$ 415.49	\$ 415.49	\$ 415.49	\$ 415.49		
2	Hard	FILING 02	RAH	Clear Creek Civil	Removed snow from around	1496	03/26/21	\$ 1,277.00	\$ -	\$ 1,277.00	1132437	05/21/21	\$ 1,277.00	RAH	05/26/21	\$ 1,277.00	51.18%	\$ 653.40	48.82%	\$ 623.40	\$ 623.40	\$ 155.85	\$ 155.85	\$ 155.85	\$ 155.85		
2	Hard	FILING 02	RAH	Clear Creek Civil	Removed snow from drive lane	1488	03/10/21	\$ 2,935.00	\$ -	\$ 2,935.00	1129921	03/25/21	\$ 2,935.00	RAH	04/05/21	\$ 2,935.00	51.18%	\$ 1,502.20	48.82%	\$ 1,432.80	\$ 1,432.80	\$ 358.20	\$ 358.20	\$ 358.20	\$ 358.20		
2	Hard	FILING 02	RAH	Clear Creek Civil	Repaired rock chutes at street	1493	03/16/21	\$ 590.00	\$ -	\$ 590.00	1130081	03/31/21	\$ 590.00	RAH	04/06/21	\$ 590.00	51.18%	\$ 301.98	48.82%	\$ 288.02	\$ 288.02	\$ 72.01	\$ 72.01	\$ 72.01	\$ 72.01		
2	Hard	FILING 02	RAH	Clear Creek Civil	SF Maintenance site wide, street	1577	06/15/21	\$ 1,470.00	\$ -	\$ 1,470.00	1134313	06/30/21	\$ 1,470.00	RAH	07/07/21	\$ 1,470.00	51.18%	\$ 752.38	48.82%	\$ 717.62	\$ 717.62	\$ 179.40	\$ 179.40	\$ 179.40	\$ 179.40		
2	Hard	FILING 02	RAH	Clear Creek Civil	Silt Fence Repair, Replaced VTC	1553	05/27/21	\$ 6,999.28	\$ -	\$ 6,999.28	1134833	07/16/21	\$ 6,999.28	RAH	07/22/21	\$ 6,999.28	51.18%	\$ 3,582.40	48.82%	\$ 3,416.88	\$ 3,416.88	\$ 854.22	\$ 854.22	\$ 854.22	\$ 854.22		
2	Hard	FILING 02	RAH	Clear Creek Civil	Site Fence Maintenance	1614	07/27/21	\$ 6,580.80	\$ -	\$ 6,580.80	1135863	08/10/21	\$ 6,580.80	RAH	08/20/21	\$ 6,580.80	51.18%	\$ 3,321.59	48.82%	\$ 3,212.59	\$ 3,212.59	\$ 803.15	\$ 803.15	\$ 803.15	\$ 803.15		
2	Hard	FILING 02	RAH	Clear Creek Civil	Silt Swoop all tracking caused	1476	02/17/21	\$ 1,050.00	\$ -	\$ 1,050.00	1130947	03/10/21	\$ 1,050.00	RAH	03/16/21	\$ 1,050.00	51.09%	\$ 537.42	48.32%	\$ 512.58	\$ 512.58	\$ 128.15	\$ 128.15	\$ 128.15	\$ 128.15		
2	Hard	FILING 02	RAH	Clear Creek Civil	Snow Removal on sales trailer	1513	04/20/21	\$ 850.00	\$ -	\$ 850.00	1131907	05/07/21	\$ 850.00	RAH	05/19/21	\$ 850.00	51.18%	\$ 435.05	48.82%	\$ 414.95	\$ 414.95	\$ 103.74	\$ 103.74	\$ 103.74	\$ 103.74		
2	Hard	FILING 02	RAH	Clear Creek Civil	Snow Removal on sidewalks, m	1525	05/01/21	\$ 1,369.00	\$ -	\$ 1,369.00	1132040	05/01/21	\$ 1,369.00	RAH	05/19/21	\$ 1,369.00	51.18%	\$ 700.69	48.82%	\$ 668.31	\$ 668.31	\$ 167.08	\$ 167.08	\$ 167.08	\$ 167.08		
2	Hard	FILING 02	RAH	Clear Creek Civil	Surface roughening inactive lot	1478	02/19/21	\$ 2,180.00	\$ -	\$ 2,180.00	1129347	03/12/21	\$ 2,180.00	RAH	03/18/21	\$ 2,180.00	51.18%	\$ 1,115.78	48.82%	\$ 1,064.22	\$ 1,064.22	\$ 266.06	\$ 266.06	\$ 266.06	\$ 266.06		
2	Hard	FILING 02	RAH	Clear Creek Civil	Sweeping for City Inspection	1653	08/18/21	\$ 770.00	\$ -	\$ 770.00	1137147	09/17/21	\$ 770.00	RAH	09/22/21	\$ 770.00	51.18%	\$ 394.10	48.82%	\$ 375.90	\$ 375.90	\$ 93.97	\$ 93.97	\$ 93.97	\$ 93.97		
2	Hard	FILING 02	RAH	Clear Creek Civil	TAH Seeding	2021-34-1	08/19/21	\$ 45,120.00	\$ 4,512.00	\$ 40,608.00	1137147	09/17/21	\$ 40,608.00	RAH	09/22/21	\$ 40,608.00	51.18%	\$ 20,784.16	48.82%	\$ 19,823.84	\$ 19,823.84	\$ 4,955.96	\$ 4,955.96	\$ 4,955.96	\$ 4,955.96		
2	Hard	FILING 02	RAH	Clear Creek Civil	VTC Maintenance	1509	04/20/21	\$ 1,484.00	\$ -	\$ 1,484.00	1131907	05/07/21	\$ 1,484.00	RAH	05/18/21	\$ 1,484.00	51.18%	\$ 759.55	48.82%	\$ 724.45	\$ 724.45	\$ 181.11	\$ 181.11	\$ 181.11	\$ 181.11		
2	Soft	FILING 02	RAH	CMS Environmental Solutions	Weekly + Post-Storm Inspector	116316	03/02/21	\$ 595.00	\$ -	\$ 595.00	ACH 12956	03/22/21	\$ 595.00	RAH	03/22/21	\$ 595.00	51.18%	\$ 304.54	48.82%	\$ 290.46	\$ 290.46	\$ 72.62	\$ 72.62	\$ 72.62	\$ 72.62		
2	Soft	FILING 02	RAH	CMS Environmental Solutions	Weekly + Post-Storm Inspector	117742	04/01/21	\$ 595.00	\$ -	\$ 595.00	ACH 16854	05/17/21	\$ 595.00	RAH	05/17/21	\$ 595.00	51.18%	\$ 304.54	48.82%	\$ 290.46	\$ 290.46	\$ 72.62	\$ 72.62	\$ 72.62	\$ 72.62		
2	Soft	FILING 02	RAH	CMS Environmental Solutions	Weekly + Post-Storm Inspector	119148	05/01/21	\$ 595.00	\$ -	\$ 595.00	ACH 17837	06/01/21	\$ 595.00	RAH	06/01/21	\$ 595.00	51.18%	\$ 304.54	48.82%	\$ 290.46	\$ 290.46	\$ 72.62	\$ 72.62	\$ 72.62	\$ 72.62		
2	Soft	FILING 02	RAH	CMS Environmental Solutions	Weekly + Post-Storm Inspector	120475	06/01/21	\$ 907.50	\$ -	\$ 907.50	ACH 19597	06/28/21	\$ 907.50	RAH	06/28/21	\$ 907.50	51.18%	\$ 464.48	48.82%	\$ 443.02	\$ 443.02	\$ 110.75	\$ 110.75	\$ 110.75	\$ 110.75		
2	Soft	FILING 02	RAH	CMS Environmental Solutions	Weekly + Post-Storm Inspector	121843	07/01/21	\$ 595.00	\$ -	\$ 595.00	ACH 21907	08/28/21	\$ 595.00	RAH	08/28/21	\$ 595.00	51.18%	\$ 304.54	48.82%	\$ 290.46	\$ 290.46	\$ 72.62	\$ 72.62	\$ 72.62	\$ 72.62		
2	Hard	FILING 02	RAH	Dick Brickell & Sons	Install Retaining Wall Per Plot #	47291	04/15/22	\$ 14,403.63	\$ -	\$ 14,403.63	40900	04/22/22	\$ 14,403.63	RAH	05/05/22	\$ 14,403.63	100.00%	\$ 14,403.63	0.00%	\$ -	\$ -	\$ -	\$ -	\$ -	\$ -	\$ -	\$ -
2	Hard	FILING 02	RAH	Dick Brickell & Sons	Install Retaining Wall Per Plot #	47293	04/15/22	\$ 15,381.58	\$ -	\$ 15,381.58	43821	06/09/22	\$ 15,381.58	RAH	07/05/22	\$ 15,381.58	100.00%	\$ 15,381.58	0.00%	\$ -	\$ -	\$ -	\$ -	\$ -	\$ -	\$ -	\$ -
2	Hard	FILING 02	RAH	Dick Brickell & Sons	Install Retaining Wall Per Plot #	47347	05/11/22	\$ 17,058.84	\$ -	\$ 17,058.84	42742	06/09/22	\$ 17,058.84	RAH	06/09/22	\$ 17,058.84	100.00%	\$ 17,058.84	0.00%	\$ -	\$ -	\$ -	\$ -	\$ -	\$ -	\$ -	\$ -
2	Hard	FILING 02	RAH	Dick Brickell & Sons	Install Retaining Wall Per Plot #	47351	05/11/22	\$ 15,798.84	\$ -	\$ 15,798.84	42742	05/20/22	\$ 15,798.84	RAH	06/09/22	\$ 15,798.84	100.00%	\$ 15,798.84	0.00%	\$ -	\$ -	\$ -	\$ -	\$ -	\$ -	\$ -	\$ -
2	Hard	FILING 02	RAH	Dick Brickell & Sons	Install Wall Per Plot Plan	47292	05/13/22	\$ 1,556.07	\$ -	\$ 1,556.07	42742	05/20/22	\$ 1,556.07	RAH	06/09/22	\$ 1,556.07	100.00%	\$ 1,556.07	0.00%	\$ -	\$ -	\$ -	\$ -	\$ -	\$ -	\$ -	\$ -
2	Hard	FILING 02	RAH	Dick Brickell & Sons	Install Wall Per Plot Plan	47294	04/15/22	\$ 1,661.72	\$ -	\$ 1,661.72	43821	06/03/22	\$ 1,661.72	RAH	07/05/22	\$ 1,661.72	100.00%	\$ 1,661.72	0.00%	\$ -	\$ -	\$ -	\$ -	\$ -	\$ -	\$ -	\$ -
2	Soft	FILING 02	RAH	First American Title Insurance	Informational Commitment	9954-9954109540	05/07/20	\$ 350.00	\$ -	\$ 350.00	1116707	06/22/21	\$ 350.00	RAH	07/01/21	\$ 350.00	100.00%	\$ 350.00	0.00%	\$ -	\$ -	\$ -	\$ -	\$ -	\$ -	\$ -	\$ -
2	Soft	FILING 02	RAH	First American Title Insurance	Informational Commitment	9954-9954109541	05/07/20	\$ 350.00	\$ -	\$ 350.00	1116708	06/22/21	\$ 350.00	RAH	07/01/21	\$ 350.00	100.00%	\$ 350.00	0.00%	\$ -	\$ -	\$ -	\$ -	\$ -	\$ -	\$ -	\$ -
2	Soft	FILING 02	RAH	HR Green Development	164721-02 Aurora Highlands Fil	Multiple	Multiple	\$ 285,821.00	\$ -	\$ 285,821.00	Multiple	Multiple	\$ 285,821.00	RAH	Multiple	\$ 285,821.00	51.18%	\$ 146,290.16	48.82%	\$ 139,530.84	\$ 139,530.84	\$ 34,882.71	\$ 34,882.71	\$ 34,882.71	\$ 34,882.71		
2	Soft	FILING 02	RAH	Norris Design	TAH Filing 20081-01-2089	Multiple	Multiple	\$ 94,450.38	\$ 259,747.04	\$ 94,450.38	Multiple	Multiple	\$ 94,450.38	RAH	Multiple	\$ 94,450.38	36.10%	\$ 34,095.98	63.90%	\$ 60,354.40	\$ 60,354.40	\$ 23,246.54	\$ 23,246.54	\$ 23,246.54	\$ 23,246.54		
2	Soft	FILING 02	RAH	Rasanti Consulting Services	Dry Utility Consulting	1983	04/11/21	\$ 357.50	\$ -	\$ 357.50	1131418	04/29/21	\$ 357.50	RAH	05/11/21	\$ 357.50	100.00%	\$ 357.50	0.00%	\$ -	\$ -	\$ -	\$ -	\$ -	\$ -	\$ -	\$ -
2	Soft	FILING 02	RAH	Rasanti Consulting Services	Dry Utility Consulting	2099	07/01/21	\$ 633.75	\$ -	\$ 633.75	1135467	08/16/21	\$ 633.75	RAH	08/16/21	\$ 633.75	100.00%	\$ 633.75	0.00%	\$ -	\$ -	\$ -	\$ -	\$ -	\$ -	\$ -	\$ -
2	Soft	FILING 02	RAH	State of CO-Dept of Public Hea	Air Pollution Emission Notice F	20201124	11/24/20	\$ 286.63	\$ -	\$ 286.63	1124606	11/25/20	\$ 286.63	RAH	12/11/20	\$ 286.63	51.18%	\$ 146.70	48.82%	\$ 139.93	\$ 139.93	\$ 34.98	\$ 34.98	\$ 34.98	\$ 34.98		
2	Soft	FILING 02	RAH	State of CO-Dept of Public Hea	Annual Fee for Permit COR410	WC221120236	07/27/21	\$ 540.00	\$ -	\$ 540.00	1135865	08/13/21	\$ 540.00	RAH	08/31/21	\$ 540.00	51.18%	\$ 276.39	48.82%	\$ 263.61	\$ 263.61	\$ 65.90	\$ 65.90	\$ 65.90	\$ 65.90		
2	Soft	FILING 02	RAH	State of CO-Dept of Public Hea	Application Fee for Permit COR	WC211199420	03/17/21	\$ 270.00	\$ -	\$ 270.00	1129536	03/06/21	\$ 270.00	RAH	03/26/21	\$ 270.00	51.18%	\$ 138.19	48.82%	\$ 131.81	\$ 131.81	\$ 32.95	\$ 32.95	\$ 32.95	\$ 32.95		
2	Soft	FILING 02	RAH	Xcel Energy	New Electric Distribution	1228507	06/17/21	\$ 43,912.54	\$ -	\$ 43,912.54	1135753	06/18/21	\$ 43,912.54	RAH	06/18/21	\$ 43,912.54	100.00%	\$ 43,912.54	0.00%	\$ -	\$ -	\$ -	\$ -	\$ -	\$ -	\$ -	
2	Soft	FILING 02	RAH	Xcel Energy	New Electric Distribution	AHF2PH2	08/13/21	\$ 56,199.00	\$ -	\$ 56,199.00	1135938	08/13/21	\$ 56,199.00	RAH	08/13/21	\$ 56,199.00	100.00%	\$ 56,199.00	0.00%	\$ -	\$ -	\$ -	\$ -	\$ -	\$ -	\$ -	
2	Soft	FILING 02	RAH	Xcel Energy	New Electric Distribution	AHF2PH3	08/04/21	\$ 106,634.00	\$ -	\$ 106,634.00	1135572	08/04/21	\$ 106,634.00	RAH	08/04/21	\$ 106,634.00	100.00%	\$ 106,634.00	0.00%	\$ -	\$ -	\$ -	\$ -	\$ -	\$ -	\$ -	
2	Soft	FILING 02	RAH	Xcel Energy	New Gas Main	12280309	06																				

SUMMARY OF COSTS REVIEWED

VER NO	TYPE	FILING	SOURCE	VENDOR	DESCRIPTION	INV NO	INV DATE	INV AMT	RET/OCIP/DISC	FINAL INV AMT	CHK NO	PMT DATE	PMT AMT	PAYOR	DATE CLEARED	VER PMT AMT	% PRI	PRI AMT	% PUB	PUB AMT	CUR VER PUB AMT	STREETS	WATER	SANITATION	PARKS & REC	
3	Soft	FILING 02	RAH	AG Wassenaar	212006 TAH F2 East 42nd Ave.	339819	09/30/21	\$ 9,033.50	-	\$ 9,033.50	27606	09/30/21	\$ 9,033.50	RAH	09/30/21	\$ 9,033.50	51.18%	\$ 4,623.57	48.82%	\$ 4,409.93	\$ 4,409.93	\$ 1,102.48	\$ 1,102.48	\$ 1,102.48	\$ 1,102.48	
3	Soft	FILING 02	RAH	AG Wassenaar	212006 TAH F2 East 42nd Ave.	339820	09/30/21	\$ 4,580.00	-	\$ 4,580.00	27606	09/30/21	\$ 4,580.00	RAH	09/30/21	\$ 4,580.00	51.18%	\$ 2,344.16	48.82%	\$ 2,235.84	\$ 2,235.84	\$ 558.96	\$ 558.96	\$ 558.96	\$ 558.96	
3	Hard	FILING 02	RAH	Alpine Civil Construction	Aurora Highlands CSP-2	Multiple	Multiple	\$ 1,078,097.23	\$ 119,319.33	\$ 958,777.93	Multiple	Multiple	\$ 958,777.93	RAH	Multiple	\$ 958,777.93	0.00%	\$ -	100.00%	\$ 958,777.93	\$ 958,777.93	\$ 958,777.93	\$ 958,777.93	\$ 958,777.93	\$ 958,777.93	
3	Soft	FILING 02	RAH	Aztec Consultants	21420-72 Aurora Highlands Fil	Multiple	Multiple	\$ 5,565.03	-	\$ 5,565.03	Multiple	Multiple	\$ 5,565.03	RAH	Multiple	\$ 5,565.03	74.12%	\$ 4,125.00	100.00%	\$ 4,125.00	\$ 4,125.00	\$ 990.00	\$ 990.00	\$ 990.00	\$ 990.00	
3	Soft	FILING 02	RAH	B & J Surveying	EAGP PACKAGE	334286	08/20/21	\$ 51,975.00	-	\$ 51,975.00	29693	08/20/21	\$ 51,975.00	RAH	08/20/21	\$ 51,975.00	100.00%	\$ 51,975.00	0.00%	\$ -	\$ -	\$ -	\$ -	\$ -	\$ -	\$ -
3	Hard	FILING 02	RAH	Blue Mountain Erosion Control	Aurora Highlands Erosion contr	12485	09/09/21	\$ 7,288.85	-	\$ 7,288.85	25418	09/09/21	\$ 7,288.85	RAH	09/09/21	\$ 7,288.85	32.26%	\$ 2,351.14	67.74%	\$ 4,937.71	\$ 4,937.71	\$ 1,234.43	\$ 1,234.43	\$ 1,234.43	\$ 1,234.43	
3	Hard	FILING 02	RAH	Clear Creek Civil	Trucking 2020-04	1595	06/29/21	\$ 7,735.20	-	\$ 7,735.20	1134833	06/29/21	\$ 7,735.20	RAH	06/29/21	\$ 7,735.20	51.18%	\$ 3,959.06	48.82%	\$ 3,776.14	\$ 3,776.14	\$ 944.03	\$ 944.03	\$ 944.03	\$ 944.03	
3	Hard	FILING 02	RAH	Clear Creek Civil	Trucking 2020-04	1742	11/05/21	\$ 140,685.79	-	\$ 140,685.79	1138918	11/05/21	\$ 140,685.79	RAH	11/05/21	\$ 140,685.79	51.18%	\$ 72,006.42	48.82%	\$ 68,679.37	\$ 68,679.37	\$ 17,169.84	\$ 17,169.84	\$ 17,169.84	\$ 17,169.84	
3	Hard	FILING 02	RAH	IES Corp	2105 The Aurora Highlands Ear	2123	10/25/21	\$ 118,911.67	\$ 3,888.41	\$ 115,023.26	1138680	10/25/21	\$ 115,023.26	RAH	10/25/21	\$ 115,023.26	51.18%	\$ 58,871.71	48.82%	\$ 56,151.55	\$ 56,151.55	\$ 14,037.89	\$ 14,037.89	\$ 14,037.89	\$ 14,037.89	
3	Hard	FILING 02	RAH	Liberty Infrastructure LLC	Jet Clean and Vac Live Sewer	20100-28	03/29/21	\$ 2,168.99	\$ 56.81	\$ 2,112.18	ACH 30053	03/29/21	\$ 2,112.18	RAH	03/29/21	\$ 2,112.18	100.00%	\$ 2,112.18	0.00%	\$ -	\$ -	\$ -	\$ -	\$ -	\$ -	\$ -
3	Soft	FILING 02	RAH	Risepoint Consulting Services	Dry Utility Consulting	2135	10/09/21	\$ 828.75	-	\$ 828.75	1138862	10/09/21	\$ 828.75	RAH	10/09/21	\$ 828.75	100.00%	\$ 828.75	0.00%	\$ -	\$ -	\$ -	\$ -	\$ -	\$ -	\$ -
3	Hard	FILING 02	RAH	Xcel Energy	New Electric Distribution	CR-12484389	10/25/21	\$ 85,019.00	-	\$ 85,019.00	1138780	11/02/21	\$ 85,019.00	RAH	11/08/21	\$ 85,019.00	100.00%	\$ 85,019.00	0.00%	\$ -	\$ -	\$ -	\$ -	\$ -	\$ -	\$ -
3	Hard	FILING 02	RAH	Xcel Energy	New Gas Distribution	CR-5300130373915	09/21/21	\$ 111,888.00	-	\$ 111,888.00	1138781	11/02/21	\$ 111,888.00	RAH	11/08/21	\$ 111,888.00	100.00%	\$ 111,888.00	0.00%	\$ -	\$ -	\$ -	\$ -	\$ -	\$ -	\$ -
3	Soft	OA In Tract	DRAW 41	Schedio Group	Cost Verification - In Tract Impr	181106-0983	10/19/21	\$ 9,932.25	-	\$ 9,932.25	Pd Through Draw	01/03/22	\$ 9,932.25	Pulte	01/03/22	\$ 9,932.25	0.00%	\$ -	100.00%	\$ 9,932.25	\$ 9,932.25	\$ 2,483.06	\$ 2,483.06	\$ 2,483.06	\$ 2,483.06	
4	Hard	FILING 01	RAH	Liberty Infrastructure LLC	THE AURORA HIGHLANDS - FIL	Multiple	Multiple	\$ 68,458.09	-	\$ 68,458.09	Multiple	Multiple	\$ 68,458.09	Multiple	Multiple	\$ 68,458.09	-69.18%	\$ (47,356.41)	169.18%	\$ 115,814.50	\$ 115,814.50	\$ (23,014.40)	\$ 149,914.16	\$ (10,847.91)	\$ (238.30)	
4	Soft	FILING 02	RAH	AG Wassenaar	213280MAS 213281-213506 TA	337512	08/22/21	\$ 5,040.00	-	\$ 5,040.00	ACH 29101	08/22/21	\$ 5,040.00	RAH	11/07/21	\$ 5,040.00	100.00%	\$ 5,040.00	0.00%	\$ -	\$ -	\$ -	\$ -	\$ -	\$ -	\$ -
4	Soft	FILING 02	RAH	AG Wassenaar	213280MAS 213281-213506 TA	341968	11/15/21	\$ 16,240.00	-	\$ 16,240.00	ACH 30107	11/03/21	\$ 16,240.00	RAH	10/20/21	\$ 16,240.00	100.00%	\$ 16,240.00	0.00%	\$ -	\$ -	\$ -	\$ -	\$ -	\$ -	\$ -
4	Soft	FILING 02	RAH	AG Wassenaar	213280MAS 213281-213506 TA	342256	11/24/21	\$ 21,840.00	-	\$ 21,840.00	ACH 30107	11/03/21	\$ 21,840.00	RAH	11/03/21	\$ 21,840.00	100.00%	\$ 21,840.00	0.00%	\$ -	\$ -	\$ -	\$ -	\$ -	\$ -	\$ -
4	Soft	FILING 02	RAH	AG Wassenaar	201006 TAH Filing 1 Aurora Blv	341435	10/31/21	\$ 180.00	-	\$ 180.00	ACH 29596	10/31/21	\$ 180.00	RAH	10/31/21	\$ 180.00	32.26%	\$ 58.06	67.74%	\$ 121.94	\$ 121.94	\$ 30.48	\$ 30.48	\$ 30.48	\$ 30.48	
4	Soft	FILING 02	RAH	AG Wassenaar	212006 TAH F2 East 42nd Ave.	338461	08/31/21	\$ 4,423.00	-	\$ 4,423.00	ACH 25398	09/20/21	\$ 4,423.00	RAH	09/20/21	\$ 4,423.00	51.18%	\$ 2,263.80	48.82%	\$ 2,159.20	\$ 2,159.20	\$ 539.80	\$ 539.80	\$ 539.80	\$ 539.80	
4	Soft	FILING 02	RAH	AG Wassenaar	212006 TAH F2 East 42nd Ave.	338462	08/31/21	\$ 9,973.50	-	\$ 9,973.50	ACH 25398	09/20/21	\$ 9,973.50	RAH	09/20/21	\$ 9,973.50	28.43%	\$ 2,835.25	71.57%	\$ 7,138.25	\$ 7,138.25	\$ 1,784.56	\$ 1,784.56	\$ 1,784.56	\$ 1,784.56	
4	Soft	FILING 02	RAH	AG Wassenaar	212006 TAH F2 East 42nd Ave.	338463	08/31/21	\$ 6,547.00	-	\$ 6,547.00	ACH 25398	09/20/21	\$ 6,547.00	RAH	09/20/21	\$ 6,547.00	28.22%	\$ 1,847.69	71.78%	\$ 4,699.31	\$ 4,699.31	\$ 1,174.83	\$ 1,174.83	\$ 1,174.83	\$ 1,174.83	
4	Soft	FILING 02	RAH	AG Wassenaar	212006 TAH F2 East 42nd Ave.	341436	10/31/21	\$ 3,595.00	-	\$ 3,595.00	ACH 29596	10/31/21	\$ 3,595.00	RAH	10/31/21	\$ 3,595.00	51.18%	\$ 1,840.01	48.82%	\$ 1,754.99	\$ 1,754.99	\$ 438.75	\$ 438.75	\$ 438.75	\$ 438.75	
4	Soft	FILING 02	RAH	AG Wassenaar	212006 TAH F2 East 42nd Ave.	341437	10/31/21	\$ 6,990.00	-	\$ 6,990.00	ACH 29596	10/31/21	\$ 6,990.00	RAH	10/31/21	\$ 6,990.00	26.62%	\$ 1,860.48	73.38%	\$ 5,129.52	\$ 5,129.52	\$ 1,282.38	\$ 1,282.38	\$ 1,282.38	\$ 1,282.38	
4	Soft	FILING 02	RAH	AG Wassenaar	212006 TAH F2 East 42nd Ave.	341438	10/31/21	\$ 10,000.00	-	\$ 10,000.00	ACH 29596	10/31/21	\$ 10,000.00	RAH	10/31/21	\$ 10,000.00	29.98%	\$ 2,997.51	74.02%	\$ 7,402.49	\$ 7,402.49	\$ 1,850.62	\$ 1,850.62	\$ 1,850.62	\$ 1,850.62	
4	Hard	FILING 02	RAH	Alpine Civil Construction	Aurora Highlands CSP-2	2021-15.6	10/31/21	\$ 435,025.03	-	\$ 435,025.03	Multiple	Multiple	\$ 391,522.55	RAH	Multiple	\$ 391,522.55	0.00%	\$ -	100.00%	\$ 391,522.55	\$ 391,522.55	\$ 391,522.55	\$ 391,522.55	\$ 391,522.55	\$ 391,522.55	
4	Hard	FILING 02	RAH	Bridgewater	Aurora Highlands - Street Light	1	11/19/21	\$ 208,248.75	\$ 23,280.13	\$ 184,968.62	ACH	12/15/21	\$ 184,968.62	0.00%	\$ -	-	100.00%	\$ 184,968.62	\$ 184,968.62	\$ 184,968.62	\$ 184,968.62	\$ 184,968.62	\$ 184,968.62	\$ 184,968.62		
4	Soft	FILING 02	RAH	City of Aurora	Civil Plans Revision	658629	10/14/21	\$ 424.00	-	\$ 424.00	1138236	11/02/21	\$ 424.00	RAH	11/02/21	\$ 424.00	51.18%	\$ 217.01	48.82%	\$ 206.99	\$ 206.99	\$ 51.75	\$ 51.75	\$ 51.75	\$ 51.75	
4	HARD	FILING 02	RAH	Clear Creek Civil	Aurora Highlands 2020-12 - Silt	1668	09/03/21	\$ 1,521.20	-	\$ 1,521.20	1137147	09/17/21	\$ 1,521.20	RAH	09/17/21	\$ 1,521.20	51.18%	\$ 778.59	48.82%	\$ 742.61	\$ 742.61	\$ 185.65	\$ 185.65	\$ 185.65	\$ 185.65	
4	HARD	FILING 02	RAH	Clear Creek Civil	Aurora Highlands 2020-12 - Str	1677	09/03/21	\$ 600.00	-	\$ 600.00	1137492	09/24/21	\$ 600.00	RAH	09/24/21	\$ 600.00	51.18%	\$ 307.09	48.82%	\$ 292.91	\$ 292.91	\$ 73.23	\$ 73.23	\$ 73.23	\$ 73.23	
4	Hard	FILING 02	RAH	Clear Creek Civil	Aurora Highlands 2020-12 - Str	1702	09/15/21	\$ 1,000.00	-	\$ 1,000.00	1137492	09/24/21	\$ 1,000.00	RAH	09/29/21	\$ 1,000.00	51.18%	\$ 511.82	48.82%	\$ 488.18	\$ 488.18	\$ 122.04	\$ 122.04	\$ 122.04	\$ 122.04	
4	Hard	FILING 02	RAH	Clear Creek Civil	Aurora Highlands 2020-12 - Str	1715	09/15/21	\$ 900.00	-	\$ 900.00	1137492	09/24/21	\$ 900.00	RAH	09/29/21	\$ 900.00	51.18%	\$ 460.64	48.82%	\$ 439.36	\$ 439.36	\$ 109.84	\$ 109.84	\$ 109.84	\$ 109.84	
4	Hard	FILING 02	RAH	Clear Creek Civil	Aurora Highlands 2020-13 - Install	1712	09/15/21	\$ 800.00	-	\$ 800.00	1137492	09/24/21	\$ 800.00	RAH	09/29/21	\$ 800.00	100.00%	\$ -	100.00%	\$ 800.00	\$ 800.00	\$ 200.00	\$ 200.00	\$ 200.00	\$ 200.00	
4	Hard	FILING 02	RAH	Clear Creek Civil	General Erosion Control	1708	09/15/21	\$ 3,329.48	-	\$ 3,329.48	1137492	09/24/21	\$ 3,329.48	RAH	09/29/21	\$ 3,329.48	51.18%	\$ 1,704.11	48.82%	\$ 1,625.37	\$ 1,625.37	\$ 406.34	\$ 406.34	\$ 406.34	\$ 406.34	
4	Hard	FILING 02	RAH	Clear Creek Civil	General Erosion Control	1711	09/15/21	\$ 7,560.00	-	\$ 7,560.00	1137492	09/24/21	\$ 7,560.00	RAH	09/29/21	\$ 7,560.00	51.18%	\$ 3,869.39	48.82%	\$ 3,690.61	\$ 3,690.61	\$ 922.65	\$ 922.65	\$ 922.65	\$ 922.65	
4	Hard	FILING 02	RAH	Clear Creek Civil	Install Erosion Control Blanket	1774	11/04/21	\$ 5,000.00	-	\$ 5,000.00	1139274	12/01/21	\$ 5,000.00	RAH	12/01/21	\$ 5,000.00	48.82%	\$ 2,559.12	100.00%	\$ 2,440.88	\$ 2,440.88	\$ 610.22	\$ 610.22	\$ 610.22	\$ 610.22	
4	Hard	FILING 02	RAH	Clear Creek Civil	Install Silt Fence at back of curb	1766	11/04/21	\$ 5,357.50	-	\$ 5,357.50	1139274	12/01/21	\$ 5,357.50	RAH	12/01/21	\$ 5,357.50	0.00%	\$ -	100.00%	\$ 5,357.50	\$ 5,357.50	\$ 1,339.38	\$ 1,339.38	\$ 1,339.38	\$ 1,339.38	
4	Hard	FILING 02	RAH	Clear Creek Civil	Install Silt Fence at back of curb	1775	11/04/21	\$ 16,900.00	-	\$ 16,900.00	1139274	12/01/21	\$ 16,900.00	RAH	12/01/21	\$ 16,900.00	0.00%	\$ -	100.00%	\$ 16,900.00	\$ 16,900.00	\$ 4,225.00				

SUMMARY OF COSTS REVIEWED

VER NO	TYPE	FLING	SOURCE	VENDOR	DESCRIPTION	INV NO	INV DATE	INV AMT	RET/OCIP/DISC	FINAL INV AMT	CHK NO	PMT DATE	PMT AMT	PAYOR	DATE CLEARED	VER PMT AMT	% PRI	PRI AMT	% PUB	PUB AMT	CUR VER PUB AMT	STREETS	WATER	SANITATION	PARKS & REC	
4	Soft	FLING 08	Putte	HR Green Development	Project No. 201684	MULTIPLE	MULTIPLE	\$ 16,163.55	\$ -	\$ 16,163.55	Vendor Stmt	Multiple	\$ 17,173.02	Putte	Multiple	\$ 17,173.02	60.09%	\$ 9,713.36	39.91%	\$ 6,459.19	\$ 6,231.92	\$ 1,557.98	\$ 1,557.98	\$ 1,557.98	\$ 1,557.98	
4	Hard	FLING 08	Putte	Nelson Pipeline	TAH: Filings 4, 5, 8, 13 - Infrast	MULTIPLE	MULTIPLE	\$ 1,500,345.00	\$ 150,034.50	\$ 1,350,310.50	UCLW	Multiple	\$ 741,237.30	Putte	Multiple	\$ 741,237.30	15.50%	\$ 209,331.00	84.50%	\$ 1,140,979.50	\$ 647,344.80	\$ 172,792.80	\$ 230,652.00	\$ 243,900.00	\$ 243,900.00	
4	Hard	FLING 08	Putte	Norris Design	TAH: Filings 4, 5, 8, 13 - Erosion	MULTIPLE	MULTIPLE	\$ 90,366.31	\$ -	\$ 90,366.31	Vendor Stmt	Multiple	\$ 84,988.81	Putte	Multiple	\$ 84,988.81	27.86%	\$ 25,116.56	72.14%	\$ 65,872.25	\$ 59,877.25	\$ 17,701.50	\$ 11,201.50	\$ 11,201.50	\$ 11,201.50	
4	Hard	FLING 08	Putte	Stormwater Risk Management	TAH: Filings 4, 5, 8, 13 - Erosion	MULTIPLE	MULTIPLE	\$ 86,685.60	\$ 8,868.56	\$ 77,817.04	Vendor Stmt	Multiple	\$ 78,107.04	Putte	Multiple	\$ 78,107.04	59.78%	\$ 47,218.13	40.22%	\$ 32,098.93	\$ 31,411.22	\$ 972.80	\$ 7,852.81	\$ 7,852.81	\$ 7,852.81	
4	Soft	FLING 13	Putte	Aztec Consultants	164721-02 Aurora Highlands Fil	MULTIPLE	MULTIPLE	\$ 3,794.16	\$ -	\$ 3,794.16	Vendor Stmt	Multiple	\$ 3,794.16	Putte	Multiple	\$ 3,794.16	44.86%	\$ 1,702.24	55.14%	\$ 2,091.92	\$ 2,003.63	\$ 972.80	\$ 396.94	\$ 617.49	\$ 76.39	
4	Hard	FLING 13	Putte	Fiore and Sons, Inc.	TAH: Filings 4, 5, 8, 13 Earthw	MULTIPLE	MULTIPLE	\$ 38,805.91	\$ 3,880.59	\$ 34,925.32	Vendor Stmt	Multiple	\$ 33,418.28	Putte	Multiple	\$ 33,418.28	74.55%	\$ 26,038.12	25.45%	\$ 8,887.20	\$ 7,380.16	\$ 2,400.48	\$ 1,207.02	\$ 1,207.02	\$ 2,565.64	
4	Soft	FLING 13	Putte	HR Green Development	Project No. 201684	MULTIPLE	MULTIPLE	\$ 12,303.06	\$ -	\$ 12,303.06	Vendor Stmt	Multiple	\$ 976.87	Putte	Multiple	\$ 976.87	99.76%	\$ 12,273.57	0.24%	\$ 29.49	\$ 11.66	\$ 2.92	\$ 2.92	\$ 2.92	\$ 2.92	
4	Hard	FLING 13	Putte	Norris Design	TAH Pulte Homes - Filings 4, 5,	MULTIPLE	MULTIPLE	\$ 7,738.70	\$ -	\$ 7,738.70	Vendor Stmt	Multiple	\$ 7,738.70	Putte	Multiple	\$ 7,738.70	18.46%	\$ 1,428.45	81.54%	\$ 6,310.25	\$ 6,310.25	\$ 1,967.94	\$ 1,187.19	\$ 1,187.19	\$ 1,967.94	
4	Hard	OK In Tract	Putte	Precise Striping	210780-Aurora Highlands Strip	8514	11/17/21	\$ 16,555.00	\$ -	\$ 16,555.00	Vendor Stmt	Multiple	\$ 16,555.00	Putte	Multiple	\$ 16,555.00	0.00%	\$ -	100.00%	\$ 16,555.00	\$ 16,555.00	\$ 16,555.00	\$ -	\$ -	\$ -	
5	Soft	FLING 01	RAH	AG Wassenaar	164721-02 Aurora Highlands Fil	311085	12/17/21	\$ 20,200.00	\$ -	\$ 20,200.00	Vendor Stmt	Multiple	\$ 20,200.00	RAH	Multiple	\$ 20,200.00	51.18%	\$ 10,336.85	48.82%	\$ 9,861.15	\$ 9,861.15	\$ 2,465.29	\$ 2,465.29	\$ 2,465.29	\$ 2,465.29	
5	Soft	FLING 01	RAH	AG Wassenaar	210106 TAH Filing 1 Aurora Blv	321130	08/17/20	\$ 9,880.00	\$ -	\$ 9,880.00	Vendor Stmt	Multiple	\$ 9,880.00	RAH	Multiple	\$ 9,880.00	51.18%	\$ 5,056.82	48.82%	\$ 4,823.18	\$ 4,823.18	\$ 1,205.79	\$ 1,205.79	\$ 1,205.79	\$ 1,205.79	
5	Soft	FLING 01	RAH	AG Wassenaar	210106 TAH Filing 1 Aurora Blv	321131	08/17/20	\$ 4,165.00	\$ -	\$ 4,165.00	Vendor Stmt	Multiple	\$ 4,165.00	RAH	Multiple	\$ 4,165.00	0.00%	\$ -	100.00%	\$ 4,165.00	\$ 4,165.00	\$ -	\$ -	\$ -	\$ -	
5	Soft	FLING 01	RAH	AG Wassenaar	Residential and Vertical Contro	609688/610105	06/12/20	\$ 19,315.00	\$ -	\$ 19,315.00	Vendor Stmt	Multiple	\$ 19,315.00	RAH	Multiple	\$ 19,315.00	100.00%	\$ 19,315.00	0.00%	\$ -	\$ -	\$ -	\$ -	\$ -	\$ -	
5	Hard	FLING 01	RAH	Alpine Civil Construction	Aurora Highland 2020-14	Retainage	Retainage	\$ 100,826.80	\$ -	\$ 100,826.80	113222	05/18/21	\$ 100,826.80	RAH	Multiple	\$ 100,826.80	0.00%	\$ -	100.00%	\$ 100,826.80	\$ 139,097.30	\$ 139,097.30	\$ -	\$ -	\$ -	
5	Hard	FLING 01	RAH	Bemas Construction	TAH Filing 1 20-050	Retainage	Retainage	\$ 9,966.55	\$ -	\$ 9,966.55	1118181	07/28/20	\$ 9,966.55	RAH	Multiple	\$ 9,966.55	43.33%	\$ 4,318.74	56.67%	\$ 5,647.81	\$ 5,647.81	\$ 867.80	\$ 540.96	\$ 540.96	\$ 3,698.09	
5	Soft	FLING 01	RAH	City of Aurora	CSP 1 - Fence Columns, Fencing	594232	12/02/19	\$ 2,349.00	\$ -	\$ 2,349.00	1107089	12/18/19	\$ 2,349.00	RAH	Multiple	\$ 2,349.00	0.00%	\$ -	100.00%	\$ 2,349.00	\$ 2,349.00	\$ 1,174.50	\$ -	\$ -	\$ 1,174.50	
5	Soft	FLING 01	RAH	City of Aurora	CSP 1 - Revising Sheets 26-27-4	610368	06/29/20	\$ 309.00	\$ -	\$ 309.00	Vendor Stmt	Multiple	\$ 309.00	RAH	Multiple	\$ 309.00	51.18%	\$ 158.15	48.82%	\$ 150.85	\$ 150.85	\$ 37.71	\$ 37.71	\$ 37.71	\$ 37.71	
5	Soft	FLING 01	RAH	City of Aurora	CSP 1 Application Fee Estimate	02,22,2019	02/22/19	\$ 30,395.20	\$ -	\$ 30,395.20	1091206	03/07/19	\$ 30,395.20	RAH	Multiple	\$ 30,395.20	51.18%	\$ 15,557.00	48.82%	\$ 14,838.20	\$ 14,838.20	\$ 3,709.55	\$ 3,709.55	\$ 3,709.55	\$ 3,709.55	
5	Soft	FLING 01	RAH	City of Aurora	CSP 1 Civil Plan Review	578114	07/11/19	\$ 33,489.00	\$ -	\$ 33,489.00	1101302	09/05/19	\$ 33,489.00	RAH	Multiple	\$ 33,489.00	41.91%	\$ 14,033.94	58.09%	\$ 19,455.06	\$ 19,455.06	\$ 4,863.77	\$ 4,863.77	\$ 4,863.77	\$ 4,863.77	
5	Soft	FLING 01	RAH	City of Aurora	CSP 1 Irrigation Plan Fee	604113	05/01/20	\$ 3,120.00	\$ -	\$ 3,120.00	Vendor Stmt	Multiple	\$ 3,120.00	RAH	Multiple	\$ 3,120.00	0.00%	\$ -	100.00%	\$ 3,120.00	\$ 3,120.00	\$ 780.00	\$ 780.00	\$ 780.00	\$ 780.00	
5	Soft	FLING 01	RAH	City of Aurora	CSP 1 Irrigation Plan Fee	624195	10/26/20	\$ 1,820.00	\$ -	\$ 1,820.00	1123187	10/27/20	\$ 1,820.00	RAH	Multiple	\$ 1,820.00	0.00%	\$ -	100.00%	\$ 1,820.00	\$ 1,820.00	\$ 910.00	\$ -	\$ -	\$ 910.00	
5	Soft	FLING 01	RAH	City of Aurora	CSP 1 Mylar Plan Difference	594877	12/06/19	\$ 2,745.00	\$ -	\$ 2,745.00	1107090	12/13/19	\$ 2,745.00	RAH	Multiple	\$ 2,745.00	51.18%	\$ 1,404.96	48.82%	\$ 1,340.04	\$ 1,340.04	\$ 335.01	\$ 335.01	\$ 335.01	\$ 335.01	
5	Soft	FLING 01	RAH	City of Aurora	Revising Multiple Sheets - CSP	604587	04/08/20	\$ 1,236.00	\$ -	\$ 1,236.00	1114260	05/14/20	\$ 1,236.00	RAH	Multiple	\$ 1,236.00	51.18%	\$ 632.61	48.82%	\$ 603.39	\$ 603.39	\$ 150.85	\$ 150.85	\$ 150.85	\$ 150.85	
5	Soft	FLING 01	RAH	City of Aurora	Revising Multiple Sheets - CSP	605142	04/16/20	\$ 721.00	\$ -	\$ 721.00	1118896	04/24/20	\$ 721.00	RAH	Multiple	\$ 721.00	51.18%	\$ 369.03	48.82%	\$ 351.97	\$ 351.97	\$ 87.99	\$ 87.99	\$ 87.99	\$ 87.99	
5	Soft	FLING 01	RAH	HR Green Development	210106 Aurora Highlands Fil	MULTIPLE	MULTIPLE	\$ 33,078.00	\$ -	\$ 33,078.00	Vendor Stmt	Multiple	\$ 33,078.00	RAH	Multiple	\$ 33,078.00	21.82%	\$ 7,072.46	78.18%	\$ 26,005.54	\$ 26,005.54	\$ 3,732.64	\$ 3,732.64	\$ 3,732.64	\$ 3,732.64	
5	Hard	FLING 01	RAH	Liberty Infrastructure LLC	THE ALURORA HIGHLANDS - FILL	Retainage	Retainage	\$ 63,551.18	\$ -	\$ 63,551.18	1126531	01/19/21	\$ 63,551.18	RAH	Multiple	\$ 63,551.18	100.00%	\$ 63,551.18	0.00%	\$ -	\$ -	\$ -	\$ -	\$ -	\$ -	\$ -
5	Soft	FLING 01	RAH	Norris Design	TAH Filing 1 CSP & Plat 0061-01	MULTIPLE	MULTIPLE	\$ 35,656.24	\$ -	\$ 35,656.24	Multiple	Multiple	\$ 35,656.24	RAH	Multiple	\$ 35,656.24	24.89%	\$ 8,875.17	75.11%	\$ 26,781.07	\$ 26,781.07	\$ 9,273.35	\$ 4,117.19	\$ 4,117.19	\$ 9,273.35	
5	Hard	FLING 01	RAH	Xcel Energy	CSP 1 - 42nd Avenue Gas Rebu	08,10,2020	08/10/20	\$ 4,567.95	\$ -	\$ 4,567.95	1120603	09/04/20	\$ 4,567.95	RAH	Multiple	\$ 4,567.95	0.00%	\$ -	100.00%	\$ 4,567.95	\$ 4,567.95	\$ 4,567.95	\$ -	\$ -	\$ -	\$ -
5	Hard	FLING 01	RAH	Xcel Energy	CSP 1 Relocate Gas Facilities to	11829866	07/13/20	\$ 6,522.98	\$ -	\$ 6,522.98	1120197	08/28/20	\$ 6,522.98	RAH	Multiple	\$ 6,522.98	0.00%	\$ -	100.00%	\$ 6,522.98	\$ 6,522.98	\$ 6,522.98	\$ -	\$ -	\$ -	\$ -
5	Hard	FLING 01	RAH	Xcel Energy	CSP 1 - Onsite Electrical Distrib	11594610	02/21/20	\$ 144,100.00	\$ -	\$ 144,100.00	1112450	03/26/20	\$ 144,100.00	RAH	Multiple	\$ 144,100.00	100.00%	\$ 144,100.00	0.00%	\$ -	\$ -	\$ -	\$ -	\$ -	\$ -	\$ -
5	Hard	FLING 01	RAH	Xcel Energy	CSP 1 Gas and Electric Distribut	67638824	03/17/20	\$ 139,700.00	\$ -	\$ 139,700.00	1111728	03/10/20	\$ 139,700.00	RAH	Multiple	\$ 139,700.00	100.00%	\$ 139,700.00	0.00%	\$ -	\$ -	\$ -	\$ -	\$ -	\$ -	\$ -
5	Hard	FLING 01	RAH	AG Wassenaar	212106MAY 113181-131806	342593	12/01/21	\$ 12,880.00	\$ -	\$ 12,880.00	ACH 31926	12/20/21	\$ 12,880.00	RAH	Multiple	\$ 12,880.00	100.00%	\$ 12,880.00	0.00%	\$ -	\$ -	\$ -	\$ -	\$ -	\$ -	\$ -
5	Hard	FLING 02	RAH	AG Wassenaar	212006 TAH F2 East 42nd Ave.	342992	11/30/21	\$ 7,290.00	\$ -	\$ 7,290.00	ACH 31925	12/20/21	\$ 7,290.00	RAH	Multiple	\$ 7,290.00	0.00%	\$ -	100.00%	\$ 7,290.00	\$ 7,290.00	\$ 7,290.00	\$ -	\$ -	\$ -	\$ -
5	Hard	FLING 02	RAH	Alpine Civil Construction	Aurora Highlands CSP-2	MULTIPLE	MULTIPLE	\$ 716,460.45	\$ 84,284.40	\$ 632,176.05	MULTIPLE	MULTIPLE	\$ 632,176.05	RAH	MULTIPLE	\$ 632,176.05	0.00%	\$ -	100.00%	\$ 632,176.05	\$ 632,176.05	\$ 632,176.05	\$ 5,141.19	\$ 1,325.02	\$ 2,897.36	
5	Soft	FLING 02	RAH	Aztec Consultants	21420-72 Aurora Highlands Fil	MULTIPLE	MULTIPLE	\$ 46,859.77	\$ -	\$ 46,859.77	MULTIPLE	MULTIPLE	\$ 46,859.77	RAH	MULTIPLE	\$ 46,859.77	53.23%	\$ 24,943.83	46.77%	\$ 21,915.94	\$ 21,915.94	\$ 12,552.36	\$ 5,141.19	\$ 1,325.02	\$ 2,897.36	
5	Hard	FLING 02	RAH	Clear Creek Civil	Grade, seed and install erosion	1789	12/15/21	\$ 2,950.00	\$ -	\$ 2,950.00	1141566	01/20/22	\$ 2,950.00	RAH	Multiple	\$ 2,950.00	0.00%	\$ -	100.00%	\$ 2,950.00	\$ 2,950.00	\$ 737.50	\$ 737.50	\$ 737.50	\$ 737.50	
5	Hard	FLING 02	RAH	Clear Creek Civil	Install Barricade to divert traffi	1802	12/15/21	\$ 3,375.00	\$ -	\$ 3,375.00	1141566	01/20/22	\$ 3,375.00	RAH	Multiple	\$ 3,375.00	0.00%	\$ -	100.00%	\$ 3,375.00	\$ 3,375.00	\$ 843.75	\$ 843.75	\$ 843.75	\$ 843.75	
5	Hard	FLING 02	RAH	Clear Creek Civil	Provide and install Mud Mats	1806	12/15/21	\$ 2,200.00	\$ -	\$ 2,200.00	1141566	01/20/22	\$ 2,200.00	RAH	Multiple	\$ 2,200.00	51.18%	\$ 1,126.01	48.82%	\$ 1,073.99	\$ 1,073.99	\$ 268.50	\$ 268.50	\$ 268.50	\$ 268.50	
5	Soft	FLING 02	RAH	CMS Environmental Solutions	Weekly + Post-Storm Inspectio	127472	12/01/21	\$ 595.00	\$ -	\$ 595.00	ACH 3284	12/27/21	\$ 595.00	RAH	Multiple	\$ 595.00	51.18%	\$ 304.54	48.82%	\$ 290.46	\$ 290.46	\$ 72.62	\$ 72.62	\$ 72.62	\$ 72.62	
5	Soft																									

SUMMARY OF COSTS REVIEWED

VER NO	TYPE	FILING	SOURCE	VENDOR	DESCRIPTION	INV NO	INV DATE	INV AMT	RET/OCIP/DISC	FINAL INV AMT	CHK NO	PMT DATE	PMT AMT	PAYOR	DATE CLEARED	VER PMT AMT	% PRI	PRI AMT	% PUB	PUB AMT	CUR VER PUB AMT	STREETS	WATER	SANITATION	PARKS & REC	
6	Hard	FILING 02	RAH	Felton Group	Structural Engineering - Duplex	21-7831	09/09/21	\$ 6,400.00	\$ -	\$ 6,400.00	1142561	03/18/22	\$ 6,400.00	RAH	03/03/22	\$ 6,400.00	100.00%	\$ 6,400.00	0.00%	\$ -	\$ -	\$ -	\$ -	\$ -	\$ -	
6	Hard	FILING 02	RAH	Page Specialty Company	CS2 - Mailboxes and Pad	34798	08/19/21	\$ 7,993.60	\$ -	\$ 7,993.60	36510	08/20/21	\$ 7,993.60	RAH	08/20/21	\$ 7,993.60	0.00%	\$ -	100.00%	\$ 7,993.60	\$ 7,993.60	\$ 7,993.60	\$ -	\$ -	\$ -	\$ -
6	Hard	FILING 02	RAH	Premier Concrete	City Sidewalk Permitt	2	03/08/22	\$ 5,687.00	\$ 148.66	\$ 5,835.66	1144411	03/08/22	\$ 5,638.34	RAH	03/08/22	\$ 5,638.34	0.00%	\$ -	100.00%	\$ 5,638.34	\$ 5,638.34	\$ 5,638.34	\$ -	\$ -	\$ -	\$ -
6	Hard	FILING 02	RAH	ProSystems	Aurora Highlnds - Street Light	2	02/02/22	\$ 79,689.10	\$ 8,908.44	\$ 70,780.66	ACH	02/25/22	\$ 70,780.66	RAH	02/25/22	\$ 70,780.66	0.00%	\$ -	100.00%	\$ 70,780.66	\$ 70,780.67	\$ 70,780.67	\$ -	\$ -	\$ -	\$ -
6	Soft	FILING 02	RAH	Rasanti Consulting Services	Dry Utility Consulting	2237	01/08/22	\$ 796.25	\$ -	\$ 796.25	1141852	01/28/22	\$ 796.25	RAH	02/07/22	\$ 796.25	100.00%	\$ 796.25	0.00%	\$ -	\$ -	\$ -	\$ -	\$ -	\$ -	\$ -
6	Soft	FILING 04	Pulte	Aztec Consultants	164721-02 Aurora Highlnds Fil	MULTIPLE	MULTIPLE	\$ 754.75	\$ -	\$ 754.75	1141852	MULTIPLE	MULTIPLE	Vendor Stmt	MULTIPLE	\$ 754.75	24.72%	\$ 186.56	75.28%	\$ 568.19	\$ 170.60	\$ -	\$ 15.59	\$ -	\$ 123.82	\$ 15.59
6	Hard	FILING 04	Pulte	Brightview Landscape Develop	TAH Landscaping Filing Nos 4, 5	MULTIPLE	MULTIPLE	\$ 14,471.12	\$ 1,447.11	\$ 13,024.01		MULTIPLE	MULTIPLE	Vendor Stmt	MULTIPLE	\$ -	0.00%	\$ -	100.00%	\$ 13,024.01	\$ -	\$ -	\$ -	\$ -	\$ -	\$ -
6	Soft	FILING 04	Pulte	Contour Services	TAH Filing 4	MULTIPLE	MULTIPLE	\$ 1,375.00	\$ -	\$ 1,375.00		MULTIPLE	MULTIPLE	Vendor Stmt	MULTIPLE	\$ -	46.99%	\$ 646.15	53.01%	\$ 728.85	\$ -	\$ -	\$ -	\$ -	\$ -	\$ -
6	Hard	FILING 04	Pulte	Nelson Pipeline	TAH: Filings 4, 5, 8, 13 - Infrast	MULTIPLE	MULTIPLE	\$ 22,680.00	\$ 2,268.00	\$ 20,412.00		MULTIPLE	MULTIPLE	Vendor Stmt	MULTIPLE	\$ -	0.00%	\$ -	100.00%	\$ 20,412.00	\$ -	\$ -	\$ -	\$ -	\$ -	\$ -
6	Hard	FILING 04	Pulte	Stormwater Risk Management	TAH: Filings 4, 5, 8, 13 - Erosion	MULTIPLE	MULTIPLE	\$ 1,624.00	\$ -	\$ 1,624.00		MULTIPLE	MULTIPLE	Vendor Stmt	MULTIPLE	\$ -	46.99%	\$ 766.85	53.01%	\$ 857.15	\$ -	\$ -	\$ -	\$ -	\$ -	\$ -
6	Soft	FILING 05	Pulte	Aztec Consultants	164721-02 Aurora Highlnds Fil	MULTIPLE	MULTIPLE	\$ 2,832.87	\$ -	\$ 2,832.87		MULTIPLE	MULTIPLE	Vendor Stmt	MULTIPLE	\$ 2,832.87	24.72%	\$ 700.23	75.28%	\$ 2,132.63	\$ 640.33	\$ -	\$ 58.53	\$ -	\$ 464.76	\$ 58.53
6	Hard	FILING 05	Pulte	Nelson Pipeline	TAH: Filings 4, 5, 8, 13 - Infrast	MULTIPLE	MULTIPLE	\$ 32,175.00	\$ 3,217.50	\$ 28,957.50		MULTIPLE	MULTIPLE	Vendor Stmt	MULTIPLE	\$ -	52.35%	\$ 15,160.50	47.65%	\$ 13,797.00	\$ -	\$ -	\$ -	\$ -	\$ -	\$ -
6	Hard	FILING 05	Pulte	Stormwater Risk Management	TAH: Filings 4, 5, 8, 13 - Erosion	MULTIPLE	MULTIPLE	\$ 3,180.00	\$ 318.00	\$ 2,862.00		MULTIPLE	MULTIPLE	Vendor Stmt	MULTIPLE	\$ 2,862.00	59.78%	\$ 1,711.03	40.22%	\$ 1,150.97	\$ 1,150.97	\$ 287.74	\$ -	\$ 287.74	\$ 287.74	\$ 287.74
6	Soft	FILING 08	Pulte	Aztec Consultants	164721-02 Aurora Highlnds Fil	MULTIPLE	MULTIPLE	\$ 6,867.01	\$ -	\$ 6,867.01		MULTIPLE	MULTIPLE	Vendor Stmt	MULTIPLE	\$ 6,867.01	24.72%	\$ 1,697.40	75.28%	\$ 5,169.61	\$ 1,552.20	\$ -	\$ 141.87	\$ -	\$ 1,126.59	\$ 141.87
6	Soft	FILING 08	Pulte	Contour Services	TAH Filing 8	MULTIPLE	MULTIPLE	\$ 19,881.00	\$ -	\$ 19,881.00		MULTIPLE	MULTIPLE	Vendor Stmt	MULTIPLE	\$ 19,881.00	59.78%	\$ 11,885.73	40.22%	\$ 7,995.27	\$ 8,883.63	\$ 2,220.91	\$ -	\$ 2,220.91	\$ 2,220.91	
6	Hard	FILING 08	Pulte	Nelson Pipeline	TAH: Filings 4, 5, 8, 13 - Infrast	MULTIPLE	MULTIPLE	\$ 358,458.00	\$ 35,845.80	\$ 322,612.20		MULTIPLE	MULTIPLE	Vendor Stmt	MULTIPLE	\$ -	0.00%	\$ -	100.00%	\$ 322,612.20	\$ -	\$ -	\$ -	\$ -	\$ -	\$ -
6	Hard	FILING 08	Pulte	Stormwater Risk Management	TAH: Filings 4, 5, 8, 13 - Erosion	MULTIPLE	MULTIPLE	\$ 3,480.00	\$ 388.00	\$ 3,092.00		MULTIPLE	MULTIPLE	Vendor Stmt	MULTIPLE	\$ 3,811.50	59.78%	\$ 2,287.87	40.22%	\$ 1,604.33	\$ 1,532.82	\$ 383.20	\$ -	\$ 383.20	\$ 383.20	
6	Soft	FILING 10	Bridgewater	Aztec Consultants	171521-01 Aurora Highlnds Fil	MULTIPLE	MULTIPLE	\$ 50,359.06	\$ -	\$ 50,359.06		MULTIPLE	MULTIPLE	Vendor Stmt	MULTIPLE	\$ 26,600.00	42.75%	\$ 21,530.42	57.25%	\$ 28,828.64	\$ 17,215.14	\$ 4,303.78	\$ -	\$ 4,303.78	\$ 4,303.78	
6	Soft	FILING 10	Bridgewater	Contour Services	TAH Filing 10	MULTIPLE	MULTIPLE	\$ 9,120.00	\$ -	\$ 9,120.00		MULTIPLE	MULTIPLE	Vendor Stmt	MULTIPLE	\$ -	0.00%	\$ -	100.00%	\$ 9,120.00	\$ -	\$ -	\$ -	\$ -	\$ -	\$ -
6	Hard	FILING 10	Bridgewater	Kelley Trucking	TAH Section 30 Mass Grading	MULTIPLE	MULTIPLE	\$ 1,964,251.24	\$ 98,212.56	\$ 1,866,038.68	10424	01/25/22	\$ 93,711.94	BWH	02/08/22	\$ 93,711.94	46.33%	\$ 864,469.29	53.67%	\$ 1,001,569.39	\$ 50,298.54	\$ -	\$ 50,298.54	\$ -	\$ 50,298.54	
6	Hard	FILING 10	Bridgewater	Nelson Pipeline	FILING 10 - Infrastructure	MULTIPLE	MULTIPLE	\$ 415,729.60	\$ 18,721.66	\$ 397,007.94		MULTIPLE	MULTIPLE	Vendor Stmt	MULTIPLE	\$ 112,500.00	18.96%	\$ 75,287.27	81.04%	\$ 321,720.68	\$ 112,500.00	\$ -	\$ 45,000.00	\$ -	\$ 67,500.00	\$ 45,000.00
6	Hard	FILING 10	Bridgewater	SRM	FILING 10 - Erosion Control	MULTIPLE	MULTIPLE	\$ 23,565.60	\$ 2,356.56	\$ 21,209.04		MULTIPLE	MULTIPLE	Vendor Stmt	MULTIPLE	\$ 3,141.00	46.33%	\$ 9,825.39	53.67%	\$ 11,383.65	\$ 1,685.89	\$ -	\$ 421.47	\$ -	\$ 421.47	\$ 421.47
6	Soft	FILING 13	Pulte	Aztec Consultants	164721-02 Aurora Highlnds Fil	MULTIPLE	MULTIPLE	\$ 390.62	\$ -	\$ 390.62		MULTIPLE	MULTIPLE	Vendor Stmt	MULTIPLE	\$ 390.62	24.72%	\$ 96.55	75.28%	\$ 294.07	\$ 88.30	\$ -	\$ 8.07	\$ -	\$ 64.09	\$ 8.07
6	Soft	FILING 14	RAH	HR Green Development	182359-01 The Aurora Highlnds	MULTIPLE	MULTIPLE	\$ 12,360.00	\$ -	\$ 12,360.00	1129949	04/17/21	\$ 12,360.00	RAH	03/17/21	\$ 12,360.00	99.03%	\$ 12,360.00	0.97%	\$ 244.09	\$ 244.09	\$ 61.02	\$ -	\$ 61.02	\$ 61.02	
6	Hard	FILING 14	TM	AG Wassenaar	206125 Aurora Highlnds PA 52	341303	10/31/21	\$ 4,695.00	\$ -	\$ 4,695.00	EFF	11/24/21	\$ 4,695.00	TM	11/24/21	\$ 4,695.00	57.04%	\$ 2,678.20	42.96%	\$ 2,016.80	\$ 2,016.80	\$ 504.20	\$ -	\$ 504.20	\$ 504.20	
6	Hard	FILING 15	TM	AG Wassenaar	206125 Aurora Highlnds PA 52	342838	11/30/21	\$ 13,877.00	\$ -	\$ 13,877.00	EFF	12/07/21	\$ 13,877.00	TM	12/07/21	\$ 13,877.00	57.04%	\$ 7,915.94	42.96%	\$ 5,961.06	\$ 5,961.06	\$ 1,490.27	\$ -	\$ 1,490.27	\$ 1,490.27	
6	Hard	FILING 15	TM	AG Wassenaar	206125 Aurora Highlnds PA 52	344463	12/31/21	\$ 22,295.00	\$ -	\$ 22,295.00	EFF	01/27/22	\$ 22,295.00	TM	01/27/22	\$ 22,295.00	57.04%	\$ 12,717.87	42.96%	\$ 9,577.13	\$ 9,577.13	\$ 2,394.28	\$ -	\$ 2,394.28	\$ 2,394.28	
6	Hard	FILING 15	TM	AG Wassenaar	206125 Aurora Highlnds PA 52	345731	03/28/22	\$ 19,675.00	\$ -	\$ 19,675.00	EFF	03/03/22	\$ 19,675.00	TM	03/03/22	\$ 19,675.00	57.04%	\$ 11,223.32	42.96%	\$ 8,451.68	\$ 8,451.68	\$ 2,112.92	\$ -	\$ 2,112.92	\$ 2,112.92	
6	Soft	FILING 15	TM	Aztec Consultants	33821-03 Aurora Highlnds Fil	MULTIPLE	MULTIPLE	\$ 42,640.00	\$ -	\$ 42,640.00		MULTIPLE	MULTIPLE	Vendor Stmt	MULTIPLE	\$ 24,960.00	57.04%	\$ 24,233.28	42.96%	\$ 18,316.62	\$ 10,721.92	\$ 2,680.48	\$ -	\$ 2,680.48	\$ 2,680.48	
6	Soft	FILING 15	TM	City of Aurora	Civil Plans Review	651177	08/05/21	\$ 11,552.00	\$ -	\$ 11,552.00	6000-00036617	08/28/21	\$ 11,552.00	TM	08/28/21	\$ 11,552.00	20.00%	\$ 2,310.40	80.00%	\$ 8,241.60	\$ 9,241.60	\$ 2,310.40	\$ -	\$ 2,310.40	\$ 2,310.40	
6	Soft	FILING 15	TM	City of Aurora	Initial Set-up/ Submittal	621764	12/02/21	\$ 48,716.64	\$ -	\$ 48,716.64	6000-00032663	03/16/21	\$ 48,716.64	TM	03/16/21	\$ 48,716.64	31.65%	\$ 25,161.30	48.35%	\$ 23,555.34	\$ 5,888.83	\$ 5,888.83	\$ 41.88	\$ -	\$ 41.88	\$ 41.88
6	Soft	FILING 15	TM	City of Aurora	Release of Drainage Easement	665015	12/13/21	\$ 147.00	\$ -	\$ 147.00	6000-00038197	12/14/21	\$ 147.00	TM	12/14/21	\$ 147.00	0.00%	\$ -	100.00%	\$ 147.00	\$ 147.00	\$ -	\$ -	\$ -	\$ -	\$ 36.75
6	Soft	FILING 15	TM	City of Aurora	Storm, Masonry, C&G, Irrigatio	668312	01/24/22	\$ 575.00	\$ -	\$ 575.00	6000-00039033	01/31/22	\$ 575.00	TM	01/31/22	\$ 575.00	0.00%	\$ -	100.00%	\$ 575.00	\$ 575.00	\$ -	\$ -	\$ -	\$ -	\$ 287.50
6	Soft	FILING 15	TM	Eneria Consulting Group	Addendum 3 - PA 52.2/Filing 15	MULTIPLE	MULTIPLE	\$ 388,436.08	\$ -	\$ 388,436.08		MULTIPLE	MULTIPLE	Vendor Stmt	MULTIPLE	\$ 388,436.08	71.59%	\$ 278,019.19	28.41%	\$ 110,355.89	\$ 110,355.89	\$ 27,588.97	\$ -	\$ 27,588.97	\$ 27,588.97	
6	Hard	FILING 15	TM	Monks Construction Company	Filing 15 Grading	MULTIPLE	MULTIPLE	\$ 4,010,308.59	\$ 200,515.43	\$ 3,809,793.16		MULTIPLE	MULTIPLE	Vendor Stmt	MULTIPLE	\$ 3,243,597.29	57.04%	\$ 2,173,242.52	42.96%	\$ 1,636,550.64	\$ 1,393,333.18	\$ 348,333.30	\$ 348,333.30	\$ 348,333.30	\$ 348,333.30	
6	Soft	FILING 15	TM	Norris Design	TAH Filing 15 Site Plan and Plat	MULTIPLE	MULTIPLE	\$ 72,730.66	\$ -	\$ 72,730.66		MULTIPLE	MULTIPLE	Vendor Stmt	MULTIPLE	\$ 70,948.41	49.21%	\$ 35,792.52	50.79%	\$ 36,938.14	\$ 36,938.14	\$ 11,738.59	\$ -	\$ 6,735.73	\$ 6,735.73	\$ 11,738.10
6	Soft	FILING 15	TM	Norris Design	TAH Preliminary Entitlement A/R	MULTIPLE	MULTIPLE	\$ 8,409.50	\$ -	\$ 8,409.50		MULTIPLE	MULTIPLE	Vendor Stmt	MULTIPLE	\$ 8,409.50	57.04%	\$ 4,797.08	42.96%	\$ 3,612.42	\$ 3,612.42	\$ 903.10	\$ -	\$ 903.10	\$ 903.10	
6	Soft	FILING 15	TM	City of Aurora	Initial Set-up/ Submittal	621764	12/02/21	\$ 2,250.00	\$ -	\$ 2,250.00	1124279	11/24/21	\$ 2,250.00	RAH	11/24/21	\$ 2,250.00	0.00%	\$ -	100.00%	\$ 2,250.00	\$ 2,250.00	\$ -	\$ -	\$ -	\$ -	\$ 2,250.00
7	Soft	FILING 04	Pulte	Aztec Consultants	164721-02 Aurora Highlnds Fil	MULTIPLE	MULTIPLE	\$ 1,258.84	\$ -	\$ 1,258.84		MULTIPLE	MULTIPLE	Vendor Stmt	MULTIPLE	\$ 1,258.84	20.56%	\$ 258.85	79.44%	\$ 1,000.00	\$ 348.86	\$ 20.29	\$ 189.15	\$ -	\$ 123.82	\$ 15.59
7	Hard	FILING 04	Pulte	Brightview Landscape Develop	TAH Landscaping Filing Nos 4, 5	MULTIPLE	MULTIPLE	\$ 14,108.43	\$ 1,410.84	\$ 12,697.59		MULTIPLE	MULTIPLE	Vendor Stmt	MULTIPLE	\$ 9,385.15	0.00%	\$ -	100.00%	\$ 12,697.59	\$ 4,692.57	\$ -	\$ -	\$ -	\$ -	\$ 4,692.57
7	Soft	FILING 04	Pulte	Contour Services	TAH Filing 4	MULTIPLE	MULTIPLE	\$ 629.00	\$ -	\$ 629.00		MULTIPLE	MULTIPLE	Vendor Stmt	MULTIPLE	\$ -	0.00%	\$ -	100.00%							

SUMMARY OF COSTS REVIEWED

VER NO	TYPE	FILING	SOURCE	VENDOR	DESCRIPTION	INV NO	INV DATE	INV AMT	RET/OCIP/DISC	FINAL INV AMT	CHK NO	PMT DATE	PMT AMT	PAYOR	DATE CLEARED	VER PMT AMT	% PRI	PRI AMT	% PUB	PUB AMT	CUR VER PUB AMT	STREETS	WATER	SANITATION	PARKS & REC	
7	Hard	FILING 16	TriPointe	Kelley Trucking	TAH Section 30 Mass Grading -	MULTIPLE	MULTIPLE	\$ 4,129,099.52	\$ 206,450.48	\$ 3,922,559.04	Multiple	Multiple	\$ 2,168,469.81	TP	Multiple	\$ 2,168,469.81	93.54%	\$ 3,668,969.65	6.46%	\$ 253,589.39	\$ 109,086.46	\$ 27,271.62	\$ 27,271.62	\$ 27,271.62	\$ 27,271.62	
7	Soft	FILING 16	TriPointe	Norris Design	0455-01-2562 Plan and CSP	MULTIPLE	MULTIPLE	\$ 95,915.69	-	\$ 95,915.69	Multiple	Multiple	\$ 95,915.69	TP	Multiple	\$ 95,915.69	46.27%	\$ 44,383.23	53.73%	\$ 51,532.46	\$ 51,532.46	\$ 14,795.35	\$ 10,970.88	\$ 10,970.88	\$ 14,795.35	
7	Soft	FILING 16	TriPointe	Norris Design	0455-01-2562 Plan and CSP	MULTIPLE	MULTIPLE	\$ 2,945.90	-	\$ 2,945.90	Multiple	Multiple	\$ 2,945.90	TP	Multiple	\$ 2,945.90	63.34%	\$ 1,866.04	36.66%	\$ 1,079.86	\$ 1,079.86	\$ 269.88	\$ 269.88	\$ 269.88	\$ 270.05	
7	Soft	FILING 16	TriPointe	William Heilmalbach Architect	Design and Presentation Group	94792	04/09/21	\$ 12,648.00	-	\$ 12,648.00	1150958	04/23/21	\$ 12,648.00	TP	04/23/21	\$ 12,648.00	100.00%	\$ 12,648.00	0.00%	\$ -	\$ -	\$ -	\$ -	\$ -	\$ -	\$ -
8	Soft	FILING 04	Pulte	Aztec Consultants	164721-02 Aurora Highlands Fil	MULTIPLE	MULTIPLE	\$ 934.31	-	\$ 934.31	Vendor Stmt	Multiple	\$ 2,013.59	Pulte	Multiple	\$ 2,013.59	0.00%	\$ -	100.00%	\$ 934.31	\$ 1,548.14	\$ 959.18	\$ 401.02	\$ 55.87	\$ 132.07	
8	Hard	FILING 04	Pulte	CTL Thompson	Compaction Testing - Concrete	622472	04/30/22	\$ 463.00	-	\$ 463.00	Vendor Stmt	04/26/22	\$ 463.00	Pulte	04/26/22	\$ 463.00	0.00%	\$ -	100.00%	\$ 463.00	\$ 463.00	\$ 463.00	\$ -	\$ -	\$ -	\$ -
8	Hard	FILING 04	Pulte	CTL Thompson	Compaction Testing - Subgrade	618188	03/31/22	\$ 1,859.00	-	\$ 1,859.00	Vendor Stmt	04/26/22	\$ 1,859.00	Pulte	04/26/22	\$ 1,859.00	0.00%	\$ -	100.00%	\$ 1,859.00	\$ 1,859.00	\$ 1,859.00	\$ -	\$ -	\$ -	\$ -
8	Hard	FILING 04	Pulte	Pro Systems	TAH Filing Nos. 4, 5, and 8 - Str	MULTIPLE	MULTIPLE	\$ 5,591.00	-	\$ 5,591.00	Vendor Stmt	05/11/22	\$ 29,169.00	Pulte	11/19/21	\$ 29,169.00	0.00%	\$ -	100.00%	\$ 50,319.00	\$ 29,169.00	\$ 29,169.00	\$ -	\$ -	\$ -	\$ -
8	Soft	FILING 05	Pulte	Aztec Consultants	164721-02 Aurora Highlands Fil	MULTIPLE	MULTIPLE	\$ 3,506.85	-	\$ 3,506.85	Vendor Stmt	Multiple	\$ 7,557.79	Pulte	Multiple	\$ 7,557.79	0.00%	\$ -	100.00%	\$ 3,506.85	\$ 5,810.78	\$ 3,600.18	\$ 1,505.19	\$ -	\$ -	\$ 495.72
8	Hard	FILING 05	Pulte	Pro Systems	TAH Filing Nos. 4, 5, and 8 - Str	MULTIPLE	MULTIPLE	\$ 280,486.25	\$ 28,048.63	\$ 252,437.62	Vendor Stmt	Multiple	\$ 1,832.48	Pulte	Multiple	\$ 1,832.48	0.00%	\$ -	100.00%	\$ 252,437.62	\$ -	\$ -	\$ -	\$ -	\$ -	\$ -
8	Soft	FILING 05	Pulte	Aztec Consultants	164721-02 Aurora Highlands Fil	MULTIPLE	MULTIPLE	\$ 8,500.78	-	\$ 8,500.78	Vendor Stmt	Multiple	\$ 18,320.48	Pulte	Multiple	\$ 18,320.48	0.00%	\$ -	100.00%	\$ 8,500.78	\$ 14,085.64	\$ 8,727.07	\$ 3,648.65	\$ 508.32	\$ 1,201.65	
8	Soft	FILING 10	Bridgewater	Aztec Consultants	171521-01 Aurora Highlands Fil	MULTIPLE	MULTIPLE	\$ 13,402.50	-	\$ 13,402.50	Multiple	Multiple	\$ 6,359.06	BWH	Multiple	\$ 6,359.06	15.22%	\$ 2,079.90	84.48%	\$ 11,322.60	\$ 5,212.27	\$ 1,158.66	\$ 1,501.65	\$ 2,404.35	\$ 147.60	
8	Hard	FILING 10	Bridgewater	Nelson Pipeline	FILING 10 - Infrastructure	MULTIPLE	MULTIPLE	\$ 747,350.97	\$ 37,367.55	\$ 709,983.42	Multiple	Multiple	\$ 523,290.69	BWH	Multiple	\$ 523,290.69	1.35%	\$ 9,601.41	98.65%	\$ 700,382.01	\$ 488,042.04	\$ 21,091.80	\$ 156,515.28	\$ 296,993.16	\$ 13,441.80	
8	Hard	FILING 10	Bridgewater	SRM	FILING 10 - Erosion Control	Pay App 7	04/23/22	\$ 5,400.00	-	\$ 5,400.00	Vendor Stmt	04/29/22	\$ 9,661.50	BWH	04/29/22	\$ 9,661.50	46.33%	\$ 2,251.46	53.67%	\$ 2,608.54	\$ 5,185.67	\$ 1,296.42	\$ 1,296.42	\$ 1,296.42	\$ 1,296.42	
8	Soft	FILING 13	Pulte	Aztec Consultants	164721-02 Aurora Highlands Fil	MULTIPLE	MULTIPLE	\$ 483.56	-	\$ 483.56	Vendor Stmt	Multiple	\$ 1,042.14	Pulte	Multiple	\$ 1,042.14	0.00%	\$ -	100.00%	\$ 483.56	\$ 801.25	\$ 496.43	\$ 205.55	\$ 28.92	\$ 68.35	
8	Hard	FILING 15	TM	AG Wassenaar	22000MAS TAH F15 Foundation	348834	03/31/22	\$ 14,715.00	-	\$ 14,715.00	ET049611	05/02/22	\$ 14,715.00	TM	05/05/22	\$ 14,715.00	100.00%	\$ 14,715.00	0.00%	\$ -	\$ -	\$ -	\$ -	\$ -	\$ -	
8	Hard	FILING 15	TM	AG Wassenaar	206125 Aurora Highlands PA 52	328933	02/28/21	\$ 2,700.00	-	\$ 2,700.00	ET043826	04/05/21	\$ 2,700.00	TM	04/15/21	\$ 2,700.00	57.04%	\$ 1,540.18	42.96%	\$ 1,159.82	\$ 289.96	\$ 289.96	\$ 289.96	\$ 289.96	\$ 289.96	
8	Hard	FILING 15	TM	AG Wassenaar	206125 Aurora Highlands PA 52	329621	03/23/21	\$ 24,000.00	-	\$ 24,000.00	ET043826	04/15/21	\$ 24,000.00	TM	04/15/21	\$ 24,000.00	57.04%	\$ 13,990.46	42.96%	\$ 10,309.54	\$ 2,577.39	\$ 2,577.39	\$ 2,577.39	\$ 2,577.39	\$ 2,577.39	
8	Hard	FILING 15	TM	AG Wassenaar	206125 Aurora Highlands PA 52	346880	02/24/22	\$ 19,266.00	-	\$ 19,266.00	ET049105	03/28/22	\$ 19,266.00	TM	03/31/22	\$ 19,266.00	57.04%	\$ 10,990.02	42.96%	\$ 8,275.98	\$ 8,275.98	\$ 2,069.00	\$ 2,069.00	\$ 2,069.00	\$ 2,069.00	
8	Hard	FILING 15	TM	AG Wassenaar	206125 Aurora Highlands PA 52	348245	03/30/22	\$ 19,863.00	-	\$ 19,863.00	ET049611	05/02/22	\$ 19,863.00	TM	05/05/22	\$ 19,863.00	57.04%	\$ 11,330.57	42.96%	\$ 8,532.43	\$ 8,532.43	\$ 2,133.11	\$ 2,133.11	\$ 2,133.11	\$ 2,133.11	
8	Soft	FILING 15	TM	Aztec Consultants	33821-03 Aurora Highlands Fil	127070	04/07/22	\$ 20,280.00	-	\$ 20,280.00	ET049612	05/02/22	\$ 20,280.00	TM	05/05/22	\$ 20,280.00	57.04%	\$ 11,568.44	42.96%	\$ 8,711.56	\$ 8,934.93	\$ 2,233.73	\$ 2,233.73	\$ 2,233.73	\$ 2,233.73	
8	Soft	FILING 15	TM	Eneria Consulting Group	Addendum 3 - PA 52.2/Filing 15	MULTIPLE	MULTIPLE	\$ 570,405.42	-	\$ 570,405.42	Multiple	Multiple	\$ -	TM	NA	\$ -	70.88%	\$ 404,320.02	29.12%	\$ 166,085.40	\$ -	\$ -	\$ -	\$ -	\$ -	
8	Soft	FILING 15	TM	Eneria Consulting Group	Addendum 1 - PA 52.2/Filing 15	MULTIPLE	MULTIPLE	\$ 81,860.00	-	\$ 81,860.00	Multiple	Multiple	\$ 18,160.20	TM	Multiple	\$ 18,160.20	50.91%	\$ 41,676.04	49.09%	\$ 40,183.96	\$ 49,099.00	\$ 1,950.24	\$ 1,950.24	\$ 1,950.24	\$ 1,950.24	
8	Hard	FILING 15	TM	Munks Construction Company	Filing 15 Grading	Pay App 7	04/30/22	\$ 162,240.95	\$ 8,312.05	\$ 153,928.90	Multiple	Multiple	\$ 1,072,153.47	TM	Multiple	\$ 1,072,153.47	57.04%	\$ 90,088.30	42.96%	\$ 67,840.60	\$ 460,558.72	\$ 115,139.68	\$ 115,139.68	\$ 115,139.68	\$ 115,139.68	
8	Hard	FILING 15	TM	Nelson Pipeline	TAH: Filing Nos. 4, 5, and 8 - Str	MULTIPLE	MULTIPLE	\$ 1,832.48	-	\$ 1,832.48	Multiple	Multiple	\$ 7,716.22	TM	05/05/22	\$ 7,716.22	0.00%	\$ -	100.00%	\$ 1,832.48	\$ 1,832.48	\$ 1,832.48	\$ -	\$ -	\$ -	\$ -
8	Soft	FILING 16	TriPointe	Aztec Consultants	83921-11 TAH Filing 16	MULTIPLE	MULTIPLE	\$ 10,377.75	-	\$ 10,377.75	Multiple	Multiple	\$ 10,377.75	TP	Multiple	\$ 10,377.75	70.34%	\$ 6,261.89	39.66%	\$ 4,115.86	\$ 4,115.86	\$ 1,028.96	\$ 1,028.96	\$ 1,028.96	\$ 1,028.96	
8	Hard	FILING 16	TriPointe	Kelley Trucking	TAH Section 30 Mass Grading -	MULTIPLE	MULTIPLE	\$ 633,677.65	\$ 31,683.88	\$ 601,993.77	Multiple	Multiple	\$ 2,356,083.00	TP	Multiple	\$ 2,356,083.00	61.29%	\$ 429,156.77	28.71%	\$ 172,837.00	\$ 317,339.93	\$ 79,334.98	\$ 79,334.98	\$ 79,334.98	\$ 79,334.98	
9	Soft	FILING 04	Pulte	Aztec Consultants	164721-02 Aurora Highlands Fil	MULTIPLE	MULTIPLE	\$ 1,841.79	-	\$ 1,841.79	Vendor Stmt	Multiple	\$ 934.31	Pulte	Multiple	\$ 934.31	31.72%	\$ 584.29	68.28%	\$ 1,257.50	\$ 1,130.99	\$ 1,157.73	\$ 117.43	\$ -	\$ 36.15	
9	Hard	FILING 04	Pulte	CTL Thompson	Compaction Testing - Concrete	627621	05/31/22	\$ 1,282.50	-	\$ 1,282.50	Vendor Stmt	06/02/22	\$ 1,282.50	Pulte	06/02/22	\$ 1,282.50	0.00%	\$ -	100.00%	\$ 1,282.50	\$ 1,282.50	\$ 1,282.50	\$ -	\$ -	\$ -	\$ -
9	Hard	FILING 04	Pulte	CTL Thompson	Subgrade Investigation/Pavem	628558	06/02/22	\$ 1,552.00	-	\$ 1,552.00	Vendor Stmt	07/08/22	\$ 1,552.00	Pulte	07/08/22	\$ 1,552.00	0.00%	\$ -	100.00%	\$ 1,552.00	\$ 1,552.00	\$ 1,552.00	\$ -	\$ -	\$ -	\$ -
9	Hard	FILING 04	Pulte	Martin Marietta	TAH: Filing Nos. 4, 5, 8, 13 Paving	MULTIPLE	MULTIPLE	\$ 30,294.13	\$ 3,029.41	\$ 27,264.72	Vendor Stmt	Multiple	\$ 27,264.72	Pulte	Multiple	\$ 27,264.72	0.00%	\$ -	100.00%	\$ 27,264.72	\$ 10,814.13	\$ 10,814.13	\$ -	\$ -	\$ -	\$ -
9	Hard	FILING 04	Pulte	Nelson Pipeline	TAH: Filing Nos. 4, 5, 8, 13 - Infra	MULTIPLE	MULTIPLE	\$ 20,412.00	0.00	\$ 20,412.00	Vendor Stmt	Multiple	\$ 20,412.00	Pulte	Multiple	\$ 20,412.00	0.00%	\$ -	100.00%	\$ 20,412.00	\$ 182,000.00	\$ 182,000.00	\$ 1,692.00	\$ -	\$ -	\$ -
9	Hard	FILING 04	Pulte	Precise Striping	TAH Pulte Homes - Filings 4, 5,	MULTIPLE	MULTIPLE	\$ -	-	\$ -	Vendor Stmt	06/16/22	\$ 796.80	Pulte	Vendor Stmt	\$ 796.80	0.00%	\$ -	100.00%	\$ -	\$ 796.80	\$ 796.80	\$ -	\$ -	\$ -	\$ -
9	Hard	FILING 04	Pulte	Stormwater Risk Management	TAH: Filings 4, 5, 8, 13 - Erosion	MULTIPLE	MULTIPLE	\$ 15,185.12	\$ 1,518.51	\$ 13,666.61	Vendor Stmt	Multiple	\$ 5,169.60	Pulte	Vendor Stmt	\$ 5,169.60	46.99%	\$ 6,422.32	53.01%	\$ 7,244.28	\$ 2,740.26	\$ 685.06	\$ 685.06	\$ 685.06	\$ 685.06	
9	Soft	FILING 05	Pulte	Aztec Consultants	164721-02 Aurora Highlands Fil	MULTIPLE	MULTIPLE	\$ 6,912.97	-	\$ 6,912.97	Vendor Stmt	Multiple	\$ 3,506.85	Pulte	Multiple	\$ 3,506.85	31.72%	\$ 2,193.09	68.28%	\$ 4,719.89	\$ 4,245.06	\$ 4,345.43	\$ 440.76	\$ -	\$ 135.67	
9	Hard	FILING 05	Pulte	CTL Thompson	Compaction Testing - Concrete	627623	05/31/22	\$ 3,482.50	-	\$ 3,482.50	Vendor Stmt	Multiple	\$ 3,482.50	Pulte	06/30/22	\$ 3,482.50	0.00%	\$ -	100.00%	\$ 3,482.50	\$ 3,482.50	\$ 3,482.50	\$ -	\$ -	\$ -	\$ -
9	Hard	FILING 05	Pulte	CTL Thompson	Compaction Testing - Pavem	628559	06/02/22	\$ 4,900.00	-	\$ 4,900.00	Vendor Stmt	07/08/22	\$ 4,900.00	Pulte	07/08/22	\$ 4,900.00	0.00%	\$ -	100.00%	\$ 4,900.00	\$ 4,900.00	\$ 4,900.00	\$ -	\$ -	\$ -	\$ -
9	Hard	FILING 05	Pulte	Martin Marietta	TAH: Filing Nos. 4, 5, 8, 13 Paving	MULTIPLE	MULTIPLE	\$ 25,419.03	\$ 2,541.90	\$ 22,877.13	Vendor Stmt	Multiple	\$ 22,877.13	Pulte	Multiple	\$ 22,877.13	0.00%	\$ -	100.00%	\$ 22,877.13	\$ 6,425.54	\$ 6,425.54	\$ -	\$ -	\$ -	\$ -
9	Hard	FILING 05	Pulte	Nelson Pipeline	TAH: Filing Nos. 4, 5, 8, 13 - Infra	MULTIPLE	MULTIPLE	\$ 20,412.00	0.00	\$ 20,412.00	Vendor Stmt	Multiple	\$ 20,412.00	Pulte	Multiple	\$ 20,412.00	0.00%	\$ -	100.00%	\$ 20,412.00	\$ 13,762.53	\$ 13,762.53	\$ 1,720.62	\$ 1,720.62	\$ 1,720.62	\$ 1,720.62
9	Hard	FILING 05	Pulte	Precise Striping	TAH Pulte Homes - Filings 4, 5,	MULTIPLE	MULTIPLE	\$ -	-	\$ -	Vendor Stmt	06/16/22	\$ 850.00	Pulte	Vendor Stmt	\$ 850.00										

SUMMARY OF COSTS REVIEWED

VER NO	TYPE	FILING	SOURCE	VENDOR	DESCRIPTION	INV NO	INV DATE	INV AMT	RET/OCIP/DISC	FINAL INV AMT	CHK NO	PMT DATE	PMT AMT	PAYOR	DATE CLEARED	VER PMT AMT	% PRI	PRI AMT	% PUB	PUB AMT	CUR VER PUB AMT	STREETS	WATER	SANITATION	PARKS & REC	
10	Hard	FILING 04	Putte	Page Specialty Company	Filing 4 & 5 Mailboxes	34828	02/02/22	\$ 4,613.88	\$ -	\$ 4,613.88	Vendor Stmt	06/30/22	\$ 4,613.88	Putte	06/30/22	\$ 4,613.88	0.00%	\$ -	100.00%	\$ 4,613.88	\$ 4,613.88	\$ 4,613.88	\$ -	\$ -	\$ -	
10	Hard	FILING 04	Putte	Stormwater Risk Management	TAH: Filings 4, 5, 8, 13 - Erosion	MULTIPLE	MULTIPLE	\$ 1,070.00	\$ 107.00	\$ 963.00	Vendor Stmt	Multiple	\$ 9,958.61	Putte	Vendor Stmt	\$ 9,958.61	46.99%	\$ 452.54	53.01%	\$ 5,306.46	\$ 5,278.78	\$ 1,319.69	\$ 1,319.69	\$ -	\$ 1,319.69	
10	Hard	FILING 05	Putte	CTL Thompson	Concrete Testing	61569	06/30/22	\$ 1,092.00	\$ -	\$ 1,092.00	Vendor Stmt	07/26/22	\$ 1,092.00	Putte	07/26/22	\$ 1,092.00	0.00%	\$ -	100.00%	\$ 1,092.00	\$ 1,092.00	\$ 1,092.00	\$ -	\$ -	\$ -	
10	Hard	FILING 05	Putte	Nelson Pipeline	TAH: Filings 4, 5, 8, 13 - Infrast	MULTIPLE	MULTIPLE	\$ (19,548.00)	\$ (1,608.79)	\$ 16,939.21	Vendor Stmt	Multiple	\$ 1,608.75	Putte	Vendor Stmt	\$ 1,608.75	670.20%	\$ 10,781.91	570.20%	\$ (9,173.16)	\$ (9,173.16)	\$ (9,485.91)	\$ 312.75	\$ -	\$ -	
10	Hard	FILING 05	Putte	Page Specialty Company	Filing 4 & 5 Mailboxes	34828	02/02/22	\$ 4,613.88	\$ -	\$ 4,613.88	Vendor Stmt	06/30/22	\$ 4,613.88	Putte	06/30/22	\$ 4,613.88	0.00%	\$ -	100.00%	\$ 4,613.88	\$ 4,613.88	\$ 4,613.88	\$ -	\$ -	\$ -	
10	Hard	FILING 05	Putte	Stormwater Risk Management	TAH: Filings 4, 5, 8, 13 - Erosion	MULTIPLE	MULTIPLE	\$ 3,180.00	\$ -	\$ -	Vendor Stmt	Multiple	\$ 1,140.75	Putte	Vendor Stmt	\$ 1,140.75	#DIV/0!	\$ -	#DIV/0!	\$ -	\$ 458.76	\$ 114.69	\$ 114.69	\$ -	\$ -	
10	Hard	FILING 08	Putte	CTL Thompson	Subgrade Investigation/Pavem	632544	06/30/22	\$ 4,027.00	\$ -	\$ 4,027.00	Vendor Stmt	07/26/22	\$ 4,027.00	Putte	07/26/22	\$ 4,027.00	0.00%	\$ -	100.00%	\$ 4,027.00	\$ 4,027.00	\$ 4,027.00	\$ -	\$ -	\$ -	
10	Hard	FILING 08	Putte	CTL Thompson	Subgrade Testing/Asphalt Test	635303	07/31/22	\$ 6,772.00	\$ -	\$ 6,772.00	Vendor Stmt	07/26/22	\$ 6,772.00	Putte	07/26/22	\$ 6,772.00	0.00%	\$ -	100.00%	\$ 6,772.00	\$ 6,772.00	\$ 6,772.00	\$ -	\$ -	\$ -	
10	Hard	FILING 08	Putte	Nelson Pipeline	TAH: Filings 4, 5, 8, 13 - Infrast	MULTIPLE	MULTIPLE	\$ 61,139.94	\$ (96,036.16)	\$ 15,176.10	Vendor Stmt	Multiple	\$ 15,176.10	Putte	Vendor Stmt	\$ 15,176.10	7.40%	\$ 11,633.56	92.60%	\$ 145,542.54	\$ 145,542.54	\$ 73,951.71	\$ 46,262.76	\$ 24,390.31	\$ 937.76	
10	Hard	FILING 08	Putte	Stormwater Risk Management	TAH: Filings 4, 5, 8, 13 - Erosion	MULTIPLE	MULTIPLE	\$ 41,080.60	\$ 3,331.80	\$ 29,748.80	Vendor Stmt	Multiple	\$ 29,748.80	Putte	Vendor Stmt	\$ 29,748.80	59.78%	\$ 17,927.07	40.22%	\$ 12,059.13	\$ 10,129.67	\$ 2,532.42	\$ 2,532.42	\$ -	\$ 2,532.42	
10	Soft	FILING 10	Bridgewater	Aztec Consultants	17151-01 Aurora Highlands Fil	132481	06/29/22	\$ 13,356.04	\$ -	\$ 13,356.04	Multiple	Multiple	\$ 20,217.00	BWH	05/29/22	\$ 20,217.00	12.55%	\$ 1,675.84	87.45%	\$ 11,680.20	\$ 17,114.93	\$ 1,741.50	\$ 1,741.50	\$ -	\$ 9,925.25	
10	Hard	FILING 10	Bridgewater	Nelson Pipeline	FILING 10 - Infrastructure	MULTIPLE	MULTIPLE	\$ 226,485.00	\$ -	\$ 215,160.75	Multiple	Multiple	\$ 672,615.87	BWH	Multiple	\$ 672,615.87	0.35%	\$ 753.17	99.65%	\$ 214,407.58	\$ 663,518.80	\$ 59,766.03	\$ 313,160.40	\$ 272,713.34	\$ 17,800.03	
10	Hard	FILING 13	Putte	Flore and Sons, Inc.	TAH: Filings 4, 5, 8, 13 Earthw	MULTIPLE	MULTIPLE	\$ 78,559.37	\$ (260,755.00)	\$ 339,314.37	Vendor Stmt	05/03/22	\$ 260,754.99	Putte	05/03/22	\$ 260,754.99	83.11%	\$ 282,018.74	16.89%	\$ 57,295.63	\$ 36,265.53	\$ 4,529.83	\$ 4,529.83	\$ -	\$ 25,676.03	
11	Hard	FILING 02	RAH	AG Wassenaar	212006 TAH F2 East 42nd Ave.	348437	03/31/22	\$ 1,430.00	\$ -	\$ 1,430.00	ACH 41230	04/27/22	\$ 1,430.00	RAH	05/02/22	\$ 1,430.00	0.00%	\$ -	100.00%	\$ 1,430.00	\$ 1,430.00	\$ 1,430.00	\$ -	\$ -	\$ -	
11	Soft	FILING 02	RAH	AG Wassenaar	212006 TAH F2 East 42nd Ave.	349813	04/29/22	\$ 8,775.00	\$ -	\$ 8,775.00	ACH 41230	05/27/22	\$ 8,775.00	RAH	05/31/22	\$ 8,775.00	0.00%	\$ -	100.00%	\$ 8,775.00	\$ 8,775.00	\$ 8,775.00	\$ -	\$ -	\$ -	
11	Hard	FILING 02	RAH	Alpine Civil Construction	Aurora Highlands CSP-2	MULTIPLE	MULTIPLE	\$ 248,472.40	\$ 24,847.24	\$ 223,625.16	MULTIPLE	Multiple	\$ 167,258.44	RAH	MULTIPLE	\$ 167,258.44	0.00%	\$ -	100.00%	\$ 167,258.44	\$ 223,625.16	\$ 183,351.96	\$ -	\$ -	\$ 40,273.20	
11	Soft	FILING 02	RAH	City of Aurora	41st Ave Irrigation Water Tap	6792	05/17/22	\$ 15,748.64	\$ -	\$ 15,748.64	1146230	05/19/22	\$ 15,748.64	RAH	06/01/22	\$ 15,748.64	0.00%	\$ -	100.00%	\$ 15,748.64	\$ 15,748.64	\$ 78,774.23	\$ -	\$ -	\$ 78,774.23	
11	Hard	FILING 02	RAH	Clear Creek Civil	AT CSP2 01 Landscape	2021-491	05/12/22	\$ 10,191.06	\$ 10,191.06	\$ -	43817	06/03/22	\$ 9,173.93	RAH	06/06/22	\$ 9,173.93	0.00%	\$ -	100.00%	\$ 9,173.93	\$ 9,173.93	\$ 101,910.50	\$ -	\$ -	\$ -	
11	Hard	FILING 02	RAH	Clear Creek Civil	CSP 3 Erosion Control	1948	05/06/22	\$ 10,395.00	\$ -	\$ 10,395.00	43528	06/09/22	\$ 10,395.00	RAH	06/09/22	\$ 10,395.00	51.18%	\$ 5,320.41	48.82%	\$ 5,074.59	\$ 5,074.59	\$ 1,268.65	\$ 1,268.65	\$ 1,268.65	\$ -	\$ 1,268.65
11	Hard	FILING 02	RAH	Clear Creek Civil	General Erosion Control	1887	03/24/22	\$ 14,434.80	\$ -	\$ 14,434.80	40164	04/14/22	\$ 14,434.80	RAH	04/18/22	\$ 14,434.80	51.18%	\$ 7,388.08	48.82%	\$ 7,046.72	\$ 7,046.72	\$ 1,761.68	\$ 1,761.68	\$ 1,761.68	\$ -	\$ 1,761.68
11	Hard	FILING 02	RAH	Clear Creek Civil	General Erosion Control	1893	03/24/22	\$ 6,129.40	\$ -	\$ 6,129.40	40164	04/14/22	\$ 6,129.40	RAH	04/18/22	\$ 6,129.40	51.18%	\$ 3,137.18	48.82%	\$ 2,992.22	\$ 2,992.22	\$ 748.06	\$ 748.06	\$ 748.06	\$ -	\$ 748.06
11	Hard	FILING 02	RAH	Clear Creek Civil	General Erosion Control	1912	04/13/22	\$ 5,561.96	\$ -	\$ 5,561.96	41236	04/18/22	\$ 5,561.96	RAH	05/02/22	\$ 5,561.96	51.18%	\$ 2,846.75	48.82%	\$ 2,715.21	\$ 2,715.21	\$ 678.80	\$ 678.80	\$ 678.80	\$ -	\$ 678.80
11	Hard	FILING 02	RAH	Clear Creek Civil	General Erosion Control	1916	04/13/22	\$ 6,883.20	\$ -	\$ 6,883.20	41236	04/18/22	\$ 6,883.20	RAH	05/02/22	\$ 6,883.20	51.18%	\$ 3,522.99	48.82%	\$ 3,360.21	\$ 3,360.21	\$ 840.05	\$ 840.05	\$ 840.05	\$ -	\$ 840.05
11	Hard	FILING 02	RAH	Clear Creek Civil	General Erosion Control	1918	04/13/22	\$ 17,234.75	\$ -	\$ 17,234.75	41236	04/18/22	\$ 17,234.75	RAH	05/02/22	\$ 17,234.75	51.18%	\$ 8,821.17	48.82%	\$ 8,413.58	\$ 8,413.58	\$ 2,103.40	\$ 2,103.40	\$ 2,103.40	\$ -	\$ 2,103.40
11	Hard	FILING 02	RAH	Clear Creek Civil	General Erosion Control	1952	05/06/22	\$ 4,404.60	\$ -	\$ 4,404.60	43738	05/20/22	\$ 4,404.60	RAH	06/03/22	\$ 4,404.60	51.18%	\$ 2,244.30	48.82%	\$ 2,154.15	\$ 2,154.15	\$ 548.54	\$ 548.54	\$ 548.54	\$ -	\$ 548.54
11	Hard	FILING 02	RAH	Clear Creek Civil	General Erosion Control	1940	05/06/22	\$ 6,284.00	\$ -	\$ 6,284.00	43528	06/09/22	\$ 6,284.00	RAH	06/09/22	\$ 6,284.00	51.18%	\$ 3,216.30	48.82%	\$ 3,067.70	\$ 3,067.70	\$ 766.92	\$ 766.92	\$ 766.92	\$ -	\$ 766.92
11	Hard	FILING 02	RAH	Clear Creek Civil	General Erosion Control	1951	05/06/22	\$ 4,937.30	\$ -	\$ 4,937.30	43528	06/09/22	\$ 4,937.30	RAH	06/09/22	\$ 4,937.30	51.18%	\$ 2,527.03	48.82%	\$ 2,410.27	\$ 2,410.27	\$ 602.57	\$ 602.57	\$ 602.57	\$ -	\$ 602.57
11	Hard	FILING 02	RAH	Clear Creek Civil	General Erosion Control	1953	05/06/22	\$ 6,062.00	\$ -	\$ 6,062.00	43528	06/09/22	\$ 6,062.00	RAH	06/09/22	\$ 6,062.00	51.18%	\$ 3,102.68	48.82%	\$ 2,959.32	\$ 2,959.32	\$ 739.83	\$ 739.83	\$ 739.83	\$ -	\$ 739.83
11	Hard	FILING 02	RAH	Clear Creek Civil	General Erosion Control	1956	05/06/22	\$ 28,488.00	\$ -	\$ 28,488.00	43528	06/09/22	\$ 28,488.00	RAH	06/09/22	\$ 28,488.00	51.18%	\$ 14,580.85	48.82%	\$ 13,907.15	\$ 13,907.15	\$ 3,476.79	\$ 3,476.79	\$ 3,476.79	\$ -	\$ 3,476.79
11	Hard	FILING 02	RAH	Clear Creek Civil	General Erosion Control	1958	05/06/22	\$ 3,156.00	\$ -	\$ 3,156.00	43528	06/09/22	\$ 3,156.00	RAH	06/09/22	\$ 3,156.00	51.18%	\$ 1,615.32	48.82%	\$ 1,540.68	\$ 1,540.68	\$ 385.17	\$ 385.17	\$ 385.17	\$ -	\$ 385.17
11	Hard	FILING 02	RAH	Clear Creek Civil	General Erosion Control	1962	05/06/22	\$ 3,342.10	\$ -	\$ 3,342.10	43528	06/09/22	\$ 3,342.10	RAH	06/09/22	\$ 3,342.10	51.18%	\$ 1,710.57	48.82%	\$ 1,631.53	\$ 1,631.53	\$ 407.88	\$ 407.88	\$ 407.88	\$ -	\$ 407.88
11	Hard	FILING 02	RAH	Clear Creek Civil	General Erosion Control	1952	05/06/22	\$ 5,619.60	\$ -	\$ 5,619.60	43528	06/09/22	\$ 5,619.60	RAH	06/09/22	\$ 5,619.60	51.18%	\$ 2,876.25	48.82%	\$ 2,743.35	\$ 2,743.35	\$ 685.84	\$ 685.84	\$ 685.84	\$ -	\$ 685.84
11	Hard	FILING 02	RAH	Clear Creek Civil	General Erosion Control - Land	1950	05/06/22	\$ 5,797.84	\$ -	\$ 5,797.84	43528	06/09/22	\$ 5,797.84	RAH	06/09/22	\$ 5,797.84	51.18%	\$ 2,967.48	48.82%	\$ 2,830.36	\$ 2,830.36	\$ 707.59	\$ 707.59	\$ 707.59	\$ -	\$ 707.59
11	Soft	FILING 02	RAH	CMS Environmental Solutions	Weekly + Rain Inspections	131713	03/01/22	\$ 625.00	\$ -	\$ 625.00	40897	04/20/22	\$ 625.00	RAH	05/05/22	\$ 625.00	51.18%	\$ 319.89	48.82%	\$ 305.11	\$ 305.11	\$ 76.28	\$ 76.28	\$ 76.28	\$ -	\$ 76.28
11	Soft	FILING 02	RAH	CMS Environmental Solutions	Weekly + Rain Inspections	132928	04/01/22	\$ 625.00	\$ -	\$ 625.00	43818	06/03/22	\$ 625.00	RAH	06/06/22	\$ 625.00	51.18%	\$ 319.89	48.82%	\$ 305.11	\$ 305.11	\$ 76.28	\$ 76.28	\$ 76.28	\$ -	\$ 76.28
11	Hard	FILING 02	RAH	Description	Aurora Highlands - Street Light	5-RETAI	08/08/22	\$ 70,722.15	\$ 3,677.43	\$ 67,044.72	ACH	02/25/22	\$ -	RAH	02/25/22	\$ -	0.00%	\$ -	100.00%	\$ 67,044.72	\$ 67,044.72	\$ 67,044.72	\$ -	\$ -	\$ -	
11	Hard	FILING 02	RAH	Nelson Pipeline	2021-050 TAH F2	9	03/22/22	\$ 3,690.00	\$ 369.00	\$ 3,321.00	Multiple	Multiple	\$ 113,287.47	RAH	Multiple	\$ 109,545.28	13.25%	\$ 440.12	86.75%	\$ 2,880.88	\$ 96,132.04	\$ 96,132.04	\$ (18.64)	\$ (18.64)	\$ (18.64)	
11	Hard	FILING 02	RAH	Page Specialty Company	CSP 2 Mailboxes and Pad	35128	05/09/22	\$ 7,993.60	\$ -	\$ 7,993.60	43825	06/03/22	\$ 7,993.60	RAH	07/05/22	\$ 7,993.60	0.00%	\$ -	100.00%	\$ 7,993.60	\$ 7,993.60	\$ 9,919.67	\$ -	\$ -	\$ 9,919.67	
11	Hard	FILING 02	RAH	Page Specialty Company	Driveway Consulting Services	23159																				

SUMMARY OF COSTS REVIEWED

VER NO	TYPE	FLING	SOURCE	VENDOR	DESCRIPTION	INV NO	INV DATE	INV AMT	RET/OCIP/DISC	FINAL INV AMT	CHK NO	PMT DATE	PMT AMT	PAYOR	DATE CLEARED	VER PMT AMT	% PRI	PRI AMT	% PUB	PUB AMT	CUR VER PUB AMT	STREETS	WATER	SANITATION	PARKS & REC	
12	Hard	FLING 08	Putte	Brightview Landscape Develop	TAH Landscaping Filing Nos 4, 5	MULTIPLE	MULTIPLE	\$ 77,888.80	\$ -	\$ 77,888.80	Vendor Stmt	Multiple	\$ 70,099.92	Putte	Multiple	\$ 70,099.92	0.00%	\$ -	100.00%	\$ 70,099.92	\$ 70,099.92	\$ 35,049.96	\$ -	\$ -	\$ 35,049.96	
12	Soft	FLING 08	Putte	Contour Services	TAH Filing 8	MULTIPLE	MULTIPLE	\$ 55,275.00	\$ -	\$ 55,275.00	Vendor Stmt	Multiple	\$ 57,434.00	Putte	Multiple	\$ 57,434.00	59.78%	\$ 33,015.93	40.23%	\$ 22,209.07	\$ 23,097.43	\$ 5,774.36	\$ 5,774.36	\$ 5,774.36	\$ 5,774.36	
12	Soft	FLING 10	Bridgewater	Contour Services	TAH Filing 15	MULTIPLE	MULTIPLE	\$ 45,600.00	\$ -	\$ 45,600.00	Vendor Statement	Multiple	\$ 5,000.00	BWH	09/28/22	\$ 6,000.00	46.33%	\$ 21,274.86	53.07%	\$ 24,475.14	\$ 3,253.35	\$ 815.84	\$ -	\$ -	\$ 815.84	
12	Hard	FLING 10	Bridgewater	Nelson Pipeline	FLING 10 - Infrastructure	Pay App 14	10/18/22	\$ 34,403.68	\$ 1,720.18	\$ 32,683.50	31174	09/14/22	\$ 119,239.25	BWH	09/14/22	\$ 112,963.50	5.00%	\$ 1,633.74	95.00%	\$ 31,049.76	\$ 112,626.00	\$ 18,787.50	\$ 75,051.00	\$ -	\$ -	\$ 18,787.50
12	Soft	FLING 13	Putte	Aztec Consultants	164721-02 Aurora Highlands Fl	MULTIPLE	MULTIPLE	\$ 1,388.88	\$ -	\$ 1,388.88	Vendor Stmt	Multiple	\$ -	Putte	Multiple	\$ -	65.55%	\$ 897.35	34.45%	\$ 471.53	\$ 801.71	\$ 646.35	\$ 21.35	\$ 21.35	\$ 112.66	
12	Hard	FLING 15	TM	AG Wassenaar	22000MAS TAH F15 Foundatio	353629	07/11/22	\$ 21,255.00	\$ -	\$ 21,255.00	EFT	09/02/22	\$ 21,255.00	TM	09/02/22	\$ 21,255.00	100.00%	\$ 21,255.00	0.00%	\$ -	\$ -	\$ -	\$ -	\$ -	\$ -	
12	Hard	FLING 15	TM	AG Wassenaar	22000MAS TAH F15 Foundatio	354527	08/04/22	\$ 20,165.00	\$ -	\$ 20,165.00	EFT	08/22/22	\$ 20,165.00	TM	08/22/22	\$ 20,165.00	100.00%	\$ 20,165.00	0.00%	\$ -	\$ -	\$ -	\$ -	\$ -	\$ -	
12	Hard	FLING 15	TM	AG Wassenaar	206125 Aurora Highlands PA 5	354334	07/29/22	\$ 5,134.50	\$ -	\$ 5,134.50	EFT	09/02/22	\$ 5,134.50	TM	09/02/22	\$ 5,134.50	57.04%	\$ 2,928.90	42.96%	\$ 2,205.60	\$ 2,205.60	\$ 551.40	\$ -	\$ -	\$ 551.40	
12	Soft	FLING 15	TM	Aztec Consultants	33821-03 Aurora Highlands Fl	MULTIPLE	MULTIPLE	\$ 30,617.05	\$ -	\$ 30,617.05	Multiple	Multiple	\$ 30,617.05	TM	Multiple	\$ 30,617.05	27.68%	\$ 8,473.87	72.32%	\$ 22,143.18	\$ 22,143.18	\$ 8,189.80	\$ 1,115.80	\$ 11,729.80	\$ 1,115.80	
12	Hard	FLING 15	TM	Blue Tec	General Erosion Control	19882	08/12/22	\$ 2,309.14	\$ -	\$ 2,309.14	6000-0004100	06/13/22	\$ 2,309.14	TM	07/01/22	\$ 2,309.14	57.04%	\$ 1,317.22	42.96%	\$ 991.92	\$ 991.92	\$ 247.98	\$ -	\$ -	\$ 247.98	
12	Hard	FLING 15	TM	Blue Tec	Install Concrete Washout	19143	05/25/22	\$ 1,050.00	\$ -	\$ 1,050.00	6000-00041221	06/13/22	\$ 1,050.00	TM	07/01/22	\$ 1,050.00	57.04%	\$ 598.96	42.96%	\$ 451.04	\$ 451.04	\$ 112.76	\$ -	\$ -	\$ 112.76	
12	Hard	FLING 15	TM	Blue Tec	Install Silt Fence - Site Perimet	19144	05/25/22	\$ 5,040.00	\$ -	\$ 5,040.00	6000-00041221	06/13/22	\$ 5,040.00	TM	07/01/22	\$ 5,040.00	57.04%	\$ 2,875.00	42.96%	\$ 2,165.00	\$ 2,165.00	\$ 541.25	\$ -	\$ -	\$ 541.25	
12	Hard	FLING 15	TM	Blue Tec	Instal/Remove Silt Fence Nort	19175	07/18/22	\$ 1,147.75	\$ -	\$ 1,147.75	6000-00041759	08/01/22	\$ 1,147.75	TM	08/15/22	\$ 1,147.75	57.04%	\$ 654.72	42.96%	\$ 493.03	\$ 493.03	\$ 123.26	\$ -	\$ -	\$ 123.26	
12	Hard	FLING 15	TM	Blue Tec	Instal/Remove Silt Fence West	20017	08/12/22	\$ 255.76	\$ -	\$ 255.76	6000-00042072	08/29/22	\$ 255.76	TM	09/15/22	\$ 255.76	57.04%	\$ 145.89	42.96%	\$ 109.87	\$ 109.87	\$ 27.47	\$ -	\$ -	\$ 27.47	
12	Hard	FLING 15	TM	Blue Tec	Silt Fence Repair, 48" Stakes	19378	06/16/22	\$ 765.00	\$ -	\$ 765.00	6000-00041452	06/01/22	\$ 765.00	TM	06/01/22	\$ 765.00	57.04%	\$ 436.38	42.96%	\$ 328.62	\$ 328.62	\$ 82.15	\$ -	\$ -	\$ 82.15	
12	Soft	FLING 15	TM	Enertis Consulting Group	Addendum 1 - PA 52.2/Filing 14	153-32	08/01/22	\$ 4,675.00	\$ -	\$ 4,675.00	ETOS1307	08/22/22	\$ 4,675.00	TM	08/22/22	\$ 4,675.00	57.04%	\$ 2,666.79	42.96%	\$ 2,008.21	\$ 2,008.21	\$ 502.05	\$ -	\$ -	\$ 502.05	
12	Hard	FLING 15	TM	Monks Construction Company	Filing 15 Grading	MULTIPLE	MULTIPLE	\$ 192,300.65	\$ 9,615.03	\$ 182,685.62	ETOS1433	08/02/22	\$ 182,685.62	TM	08/02/22	\$ 182,685.62	57.04%	\$ 104,210.42	42.96%	\$ 78,475.20	\$ 78,475.20	\$ 19,618.80	\$ 19,618.80	\$ 19,618.80	\$ 19,618.80	
12	Soft	FLING 15	TM	Norris Design	TAH Filing 15 Site Plan and Plat	01-74949	07/12/22	\$ 1,717.50	\$ -	\$ 1,717.50	ETOS1334	08/29/22	\$ 1,717.50	TM	08/29/22	\$ 1,717.50	57.04%	\$ 970.72	42.96%	\$ 737.78	\$ 737.78	\$ 184.44	\$ -	\$ -	\$ 184.44	
12	Soft	FLING 15	TM	Norris Design	The Aurora Highlands Filing 15	01-74902	07/12/22	\$ 1,107.50	\$ -	\$ 1,107.50	ETOS1334	08/29/22	\$ 1,107.50	TM	08/29/22	\$ 1,107.50	4.89%	\$ 54.19	95.11%	\$ 1,053.31	\$ 1,053.31	\$ 263.33	\$ -	\$ -	\$ 263.33	
12	Soft	FLING 17	CENTURY	Aztec Consultants	65322-06 TAH Filing No. 21 (PA	135035	08/18/22	\$ 850.00	\$ -	\$ 850.00	568321	09/08/22	\$ 850.00	CENTURY	Vendor Stmt	\$ 850.00	61.19%	\$ 520.14	38.81%	\$ 329.86	\$ 329.86	\$ 82.46	\$ -	\$ -	\$ 82.46	
12	Soft	FLING 17	CENTURY	Aztec Consultants	65322-10 TAH Filing No. 17 (PA	MULTIPLE	MULTIPLE	\$ 34,932.00	\$ -	\$ 34,932.00	Multiple	Multiple	\$ 34,932.00	CENTURY	09/08/22	\$ 34,932.00	61.19%	\$ 21,376.07	38.81%	\$ 13,555.93	\$ 13,555.93	\$ 3,388.98	\$ 3,388.98	\$ 3,388.98	\$ 3,388.98	
12	Soft	FLING 17	CENTURY	City of Aurora	Civil Plans Review	690005	09/06/22	\$ 39,138.00	\$ -	\$ 39,138.00	568398	09/08/22	\$ 39,138.00	CENTURY	Vendor Stmt	\$ 39,138.00	15.00%	\$ 5,870.70	85.00%	\$ 33,267.30	\$ 33,267.30	\$ 8,316.83	\$ 8,316.83	\$ 8,316.83	\$ 8,316.83	
12	Hard	FLING 17	CENTURY	CTL Thompson	Aurora Highlands PA70 (Filing 8	MULTIPLE	MULTIPLE	\$ 23,557.50	\$ -	\$ 23,557.50	Multiple	Multiple	\$ 23,557.50	CENTURY	09/08/22	\$ 23,557.50	61.19%	\$ 14,293.24	38.81%	\$ 9,064.26	\$ 9,064.26	\$ 2,266.06	\$ 2,266.06	\$ 2,266.06	\$ 2,266.06	
12	Hard	FLING 17	CENTURY	Kelly Trucking	PA70 Mass Grading	354842	07/12/22	\$ 75,000.84	\$ 37,703.04	\$ 37,297.80	364622	08/25/22	\$ 716,357.80	CENTURY	08/25/22	\$ 716,357.80	61.19%	\$ 438,392.53	38.81%	\$ 278,012.77	\$ 278,012.77	\$ 69,479.15	\$ 69,479.15	\$ 69,479.15	\$ 69,479.15	
13	Hard	FLING 02	RAH	AG Wassenaar	212006 TAH F2 East 42nd Ave.	350959	05/13/22	\$ 4,060.00	\$ -	\$ 4,060.00	ACH45490	06/21/22	\$ 4,060.00	RAH	Multiple	\$ 4,060.00	51.18%	\$ 2,078.01	48.82%	\$ 1,981.99	\$ 1,981.99	\$ 495.50	\$ -	\$ -	\$ 495.50	
13	Hard	FLING 02	RAH	AG Wassenaar	212006 TAH F2 East 42nd Ave.	354416	07/29/22	\$ 1,780.00	\$ -	\$ 1,780.00	ACH50297	08/26/22	\$ 1,780.00	RAH	Multiple	\$ 1,780.00	51.18%	\$ 911.05	48.82%	\$ 868.95	\$ 868.95	\$ 217.24	\$ -	\$ -	\$ 217.24	
13	Hard	FLING 02	RAH	AG Wassenaar	222509 Aurora Highlands Filing	350960	05/31/22	\$ 2,510.00	\$ -	\$ 2,510.00	ACH45490	06/21/22	\$ 2,510.00	RAH	Multiple	\$ 2,510.00	51.18%	\$ 1,284.68	48.82%	\$ 1,225.32	\$ 1,225.32	\$ 306.33	\$ -	\$ -	\$ 306.33	
13	Hard	FLING 02	RAH	AG Wassenaar	223197MAS 223198-223384 TA	355422	08/30/22	\$ 5,040.00	\$ -	\$ 5,040.00	ACH50297	08/26/22	\$ 5,040.00	RAH	Multiple	\$ 5,040.00	51.18%	\$ 2,579.59	48.82%	\$ 2,460.41	\$ 2,460.41	\$ 615.10	\$ -	\$ -	\$ 615.10	
13	Soft	FLING 02	RAH	Aztec Consultants	21420-72 Aurora Highlands Fil	MULTIPLE	Multiple	\$ 17,470.00	\$ -	\$ 17,470.00	Multiple	Multiple	\$ 18,010.00	RAH	Multiple	\$ 18,010.00	43.83%	\$ 7,656.67	56.17%	\$ 9,813.33	\$ 9,813.33	\$ 4,754.60	\$ 867.24	\$ 867.24	\$ 3,244.24	
13	Soft	FLING 02	RAH	B & S Surveying	EAGP Package	354842	07/18/22	\$ 67,500.00	\$ -	\$ 67,500.00	ACH49434	08/22/22	\$ 67,500.00	RAH	08/22/22	\$ 67,500.00	100.00%	\$ 67,500.00	0.00%	\$ -	\$ -	\$ -	\$ -	\$ -	\$ -	
13	Soft	FLING 02	RAH	B & S Surveying	Permit Check for Nobil Plan Ad	357203	09/12/22	\$ 210.00	\$ -	\$ 210.00	ACH53690	10/03/22	\$ 210.00	RAH	10/03/22	\$ 210.00	100.00%	\$ 210.00	0.00%	\$ -	\$ -	\$ -	\$ -	\$ -	\$ -	
13	Soft	FLING 02	RAH	B & S Surveying	Templates (Per Plan) Check Loc	353961	07/09/22	\$ 1,340.00	\$ -	\$ 1,340.00	ACH48557	08/05/22	\$ 1,340.00	RAH	08/08/22	\$ 1,340.00	100.00%	\$ 1,340.00	0.00%	\$ -	\$ -	\$ -	\$ -	\$ -	\$ -	
13	Soft	FLING 02	RAH	B & S Surveying	Updated Lot Fit for D785 Plan	357207	09/13/22	\$ 280.00	\$ -	\$ 280.00	ACH52690	09/30/22	\$ 280.00	RAH	10/03/22	\$ 280.00	100.00%	\$ 280.00	0.00%	\$ -	\$ -	\$ -	\$ -	\$ -	\$ -	
13	Hard	FLING 02	RAH	Blue Mountain Erosion Control	Aurora Highlands Erosion contr	14244	05/24/22	\$ 996.25	\$ -	\$ 996.25	ACH43814	06/03/22	\$ 996.25	RAH	06/03/22	\$ 996.25	51.18%	\$ 509.91	48.82%	\$ 486.34	\$ 486.34	\$ 121.59	\$ 121.59	\$ 121.59	\$ 121.59	
13	Hard	FLING 02	RAH	Clear Creek Civil	Erosion Control Maintenance	1978	06/07/22	\$ 7,638.96	\$ -	\$ 7,638.96	45496	06/24/22	\$ 7,638.96	RAH	06/24/22	\$ 7,638.96	51.18%	\$ 3,909.81	48.82%	\$ 3,729.15	\$ 3,729.15	\$ 932.29	\$ 932.29	\$ 932.29	\$ 932.29	
13	Hard	FLING 02	RAH	Clear Creek Civil	Erosion Control Maintenance	1979	06/07/22	\$ 6,928.96	\$ -	\$ 6,928.96	45496	06/24/22	\$ 6,928.96	RAH	06/24/22	\$ 6,928.96	51.18%	\$ 3,546.41	48.82%	\$ 3,382.55	\$ 3,382.55	\$ 845.64	\$ 845.64	\$ 845.64	\$ 845.64	
13	Hard	FLING 02	RAH	Clear Creek Civil	Erosion Control Maintenance	1989	05/12/22	\$ 1,961.98	\$ -	\$ 1,961.98	50303	08/26/22	\$ 1,961.98	RAH	08/26/22	\$ 1,961.98	51.18%	\$ 1,004.19	48.82%	\$ 957.79	\$ 957.79	\$ 239.45	\$ 239.45	\$ 239.45	\$ 239.45	
13	Hard	FLING 02	RAH	Clear Creek Civil	Erosion Control Maintenance	2019	06/17/22	\$ 3,983.80	\$ -	\$ 3,983.80	46017	06/30/22	\$ 3,983.80	RAH	06/30/22	\$ 3,983.80	51.18%	\$ 2,027.72	48.82%	\$ 1,956.08	\$ 1,956.08	\$ 364.04	\$ 364.04	\$ 364.04	\$ 364.04	
13	Hard	FLING 02	RAH	Clear Creek Civil	Erosion Control Maintenance	2024	06/17/22	\$ 2,753.92	\$ -	\$ 2,753.92	46017	06/30/22	\$ 2,753.92	RAH	06/30/22	\$ 2,753.92	51.18%	\$ 1,409.52	48.82%	\$ 1,344.40	\$ 1,344.40	\$ 336.10	\$ 336.10	\$ 336.10	\$ 336.10	

SUMMARY OF COSTS REVIEWED

VER NO	TYPE	FILING	SOURCE	VENDOR	DESCRIPTION	INV NO	INV DATE	INV AMT	RET/OCIP/DISC	FINAL INV AMT	CHK NO	PMT DATE	PMT AMT	PAYOR	DATE CLEARED	VER PMT AMT	% PRI	PRI AMT	% PUB	PUB AMT	CUR VER PUB AMT	STREETS	WATER	SANITATION	PARKS & REC
13	Soft	FILING 10	Bridgewater	Aztec Consultants	171521-01 Aurora Highlands Filing 10	MULTIPLE	MULTIPLE	\$ 31,668.09	\$ -	\$ 31,668.09	Multiple	Multiple	\$ 7,680.04	BWH	10/18/22	\$ 7,680.04	22.19%	\$ 7,026.09	77.81%	\$ 24,642.00	\$ 19,360.24	\$ 13,944.04	\$ 5,416.20	\$ -	\$ -
13	Soft	FILING 10	Bridgewater	Contour Services	TAH Filing 10	1106-16	10/26/22	\$ 21,280.00	\$ -	\$ 21,280.00	44882	09/28/22	\$ 39,520.00	BWH	09/28/22	\$ 39,520.00	46.33%	\$ 9,858.27	53.67%	\$ 11,421.73	\$ 21,211.79	\$ 5,302.95	\$ 5,302.95	\$ 5,302.95	\$ 5,302.95
13	Hard	FILING 10	Bridgewater	Lawson Construction Company	TAH Filing 10 - Curb and Gutter	MULTIPLE	MULTIPLE	\$ 372,223.04	\$ -	\$ 372,223.04	31175	10/21/22	\$ 63,103.41	BWH	10/21/22	\$ 65,583.32	0.00%	\$ -	100.00%	\$ 65,583.32	\$ 65,583.32	\$ -	\$ -	\$ -	\$ -
13	Hard	FILING 10	Bridgewater	Martin Marietta	Filing 10 Paving	MULTIPLE	MULTIPLE	\$ 784,150.08	\$ -	\$ 784,150.08	Multiple	Multiple	\$ 258,893.34	BWH	10/01/22	\$ 258,893.34	0.00%	\$ -	100.00%	\$ 740,442.58	\$ 258,893.34	\$ -	\$ -	\$ -	\$ -
13	Hard	FILING 10	Bridgewater	Nelson Pipeline	FILING 10 - Infrastructure	MULTIPLE	MULTIPLE	\$ 44,293.00	\$ -	\$ 44,293.00	Vendor Statement	10/18/22	\$ 31,174.00	BWH	10/18/22	\$ 11,933.00	0.00%	\$ -	100.00%	\$ 42,078.35	\$ 11,556.97	\$ 10,903.34	\$ 68,961.95	\$ 21,388.34	\$ 10,903.34
13	Hard	FILING 10	Bridgewater	SRM	FILING 10 - Erosion Control	MULTIPLE	MULTIPLE	\$ 27,379.50	\$ 2,737.95	\$ 24,641.55	Multiple	Multiple	\$ 29,189.83	BWH	Multiple	\$ 29,189.83	46.33%	\$ 11,415.55	53.67%	\$ 13,226.00	\$ 14,754.86	\$ 3,688.72	\$ 3,688.72	\$ 3,688.72	\$ 3,688.72
13	Soft	FILING 14	RAH	Aztec Consultants	21421-52 Aurora Highlands Filing 14	MULTIPLE	MULTIPLE	\$ 26,605.21	\$ -	\$ 26,605.21	Multiple	Multiple	\$ 22,706.49	RAH	Multiple	\$ 22,706.49	40.57%	\$ 10,792.76	59.43%	\$ 15,812.45	\$ 9,419.33	\$ 392.83	\$ 4,098.83	\$ 4,534.83	\$ 392.83
13	Hard	FILING 15	TM	AG Wassenaar	2200MAG TAH F15 Foundation	355613	08/30/22	\$ 17,440.00	\$ -	\$ 17,440.00	ET051628	09/19/22	\$ 17,440.00	TM	09/19/22	\$ 17,440.00	100.00%	\$ 17,440.00	0.00%	\$ -	\$ -	\$ -	\$ -	\$ -	\$ -
13	Hard	FILING 15	TM	AG Wassenaar	2200MAG TAH F15 Foundation	356063	09/09/22	\$ 9,265.00	\$ -	\$ 9,265.00	ET051731	09/26/22	\$ 9,265.00	TM	09/26/22	\$ 9,265.00	100.00%	\$ 9,265.00	0.00%	\$ -	\$ -	\$ -	\$ -	\$ -	\$ -
13	Hard	FILING 15	TM	AG Wassenaar	206125 Aurora Highlands PA 52	355308	08/24/22	\$ 3,750.00	\$ -	\$ 3,750.00	ET051922	10/01/22	\$ 3,750.00	TM	10/01/22	\$ 3,750.00	100.00%	\$ 3,750.00	0.00%	\$ -	\$ -	\$ -	\$ -	\$ -	\$ -
13	Hard	FILING 15	TM	AG Wassenaar	206125 Aurora Highlands PA 52	355460	08/31/22	\$ 26,555.00	\$ -	\$ 26,555.00	ET051922	10/01/22	\$ 26,555.00	TM	10/01/22	\$ 26,555.00	100.00%	\$ 26,555.00	0.00%	\$ -	\$ -	\$ -	\$ -	\$ -	\$ -
13	Hard	FILING 15	TM	AG Wassenaar	206125 Aurora Highlands PA 52	355461	08/31/22	\$ 4,646.50	\$ -	\$ 4,646.50	ET051922	10/01/22	\$ 4,646.50	TM	10/01/22	\$ 4,646.50	57.04%	\$ 2,650.53	42.96%	\$ 1,995.97	\$ 1,995.97	\$ -	\$ -	\$ -	\$ -
13	Soft	FILING 15	TM	Aztec Consultants	33821-03 Aurora Highlands Filing 15	MULTIPLE	MULTIPLE	\$ 13,284.05	\$ -	\$ 13,284.05	Multiple	Multiple	\$ 13,284.05	TM	Multiple	\$ 13,284.05	32.61%	\$ 4,331.92	67.39%	\$ 8,952.13	\$ 8,952.13	\$ 558.43	\$ 3,740.83	\$ 4,094.43	\$ 558.43
13	Soft	FILING 15	TM	Enerzia Consulting Group	Addendum 1 - PA 52.2/Filing 15	183-22	09/01/22	\$ 2,550.00	\$ -	\$ 2,550.00	ET051733	09/26/22	\$ 2,550.00	TM	09/26/22	\$ 2,550.00	57.04%	\$ 1,454.61	42.96%	\$ 1,095.39	\$ 1,095.39	\$ 273.85	\$ 273.85	\$ 273.85	\$ 273.85
13	Soft	FILING 15	TM	Norris Design	TAH Filing 15 Site Plan and Plat	01-75557	08/31/22	\$ 860.00	\$ -	\$ 860.00	ET051734	09/26/22	\$ 860.00	TM	09/26/22	\$ 860.00	42.96%	\$ 490.57	42.96%	\$ 369.43	\$ 369.43	\$ 92.36	\$ 92.36	\$ 92.36	\$ 92.36
13	Soft	FILING 15	TM	Norris Design	The Aurora Highlands Filing 15	01-75569	08/31/22	\$ 9,011.00	\$ -	\$ 9,011.00	ET051734	09/26/22	\$ 9,011.00	TM	09/26/22	\$ 9,011.00	-0.60%	\$ (54.19)	100.60%	\$ 9,065.19	\$ 9,065.19	\$ 2,266.30	\$ 2,266.30	\$ 2,266.30	\$ 2,266.30
13	Hard	FILING 16	TriPointe	AG Wassenaar	220813MAS 220814-221086 TA	355375	08/29/22	\$ 2,725.00	\$ -	\$ 2,725.00	5980133	09/08/22	\$ 2,725.00	TP	09/08/22	\$ 2,725.00	100.00%	\$ 2,725.00	0.00%	\$ -	\$ -	\$ -	\$ -	\$ -	\$ -
13	Hard	FILING 16	TriPointe	AG Wassenaar	220813MAS 220814-221086 TA	356068	09/09/22	\$ 5,995.00	\$ -	\$ 5,995.00	6001665	09/16/22	\$ 5,995.00	TP	09/16/22	\$ 5,995.00	100.00%	\$ 5,995.00	0.00%	\$ -	\$ -	\$ -	\$ -	\$ -	\$ -
13	Hard	FILING 16	TriPointe	AG Wassenaar	220813MAS 220814-221086 TA	356203	09/15/22	\$ 8,175.00	\$ -	\$ 8,175.00	6009391	09/20/22	\$ 8,175.00	TP	09/20/22	\$ 8,175.00	100.00%	\$ 8,175.00	0.00%	\$ -	\$ -	\$ -	\$ -	\$ -	\$ -
13	Hard	FILING 16	TriPointe	AG Wassenaar	213279 TAH Filing 16, E 35th A	355356	08/24/22	\$ 2,400.00	\$ -	\$ 2,400.00	5100072	09/13/22	\$ 2,400.00	TP	08/24/22	\$ 2,400.00	0.00%	\$ -	100.00%	\$ 2,400.00	\$ 2,400.00	\$ 2,400.00	\$ 2,400.00	\$ 2,400.00	\$ 2,400.00
13	Hard	FILING 16	TriPointe	AG Wassenaar	213279 TAH Filing 16, E 35th A	355360	05/12/20	\$ 6,350.00	\$ -	\$ 6,350.00	5100072	09/13/22	\$ 6,350.00	TP	08/24/22	\$ 6,350.00	0.00%	\$ -	100.00%	\$ 6,350.00	\$ 6,350.00	\$ 6,350.00	\$ 6,350.00	\$ 6,350.00	\$ 6,350.00
13	Hard	FILING 16	TriPointe	AG Wassenaar	213279 TAH Filing 16, E 35th A	355470	08/31/22	\$ 12,355.00	\$ -	\$ 12,355.00	5993019	09/13/22	\$ 12,355.00	TP	09/13/22	\$ 12,355.00	0.00%	\$ -	100.00%	\$ 12,355.00	\$ 12,355.00	\$ 12,355.00	\$ 12,355.00	\$ 12,355.00	\$ 12,355.00
13	Soft	FILING 16	TriPointe	Aztec Consultants	83921-11 TAH Filing 16	MULTIPLE	MULTIPLE	\$ 23,694.74	\$ -	\$ 23,694.74	Multiple	Multiple	\$ 18,692.60	TP	Multiple	\$ 18,692.60	3.54%	\$ 837.89	96.46%	\$ 22,856.85	\$ 18,310.78	\$ 12,397.70	\$ 2,701.70	\$ 2,975.70	\$ 235.70
13	Hard	FILING 16	TriPointe	Nelson Pipeline	Infrastructure - Filing 16	MULTIPLE	MULTIPLE	\$ 791,523.50	\$ 13,934.76	\$ 777,588.71	Multiple	Multiple	\$ 751,947.33	TP	Multiple	\$ 751,947.33	23.48%	\$ 182,600.00	76.52%	\$ 594,988.17	\$ 577,576.25	\$ 177,073.47	\$ 301,796.59	\$ 48,725.59	\$ 48,725.59
13	Hard	FILING 16	TriPointe	Norris Design	0651622 Plat and Csp	01-75566	08/24/22	\$ 5,084.21	\$ -	\$ 5,084.21	6011284	09/21/22	\$ 5,084.21	TP	09/21/22	\$ 5,084.21	15.63%	\$ 794.47	84.37%	\$ 4,289.74	\$ 4,289.74	\$ 421.15	\$ 421.15	\$ 421.15	\$ 421.15
13	Soft	FILING 16	TriPointe	TracAir	Drone Flights Over Site	4943	08/31/22	\$ 3,200.00	\$ -	\$ 3,200.00	6011284	09/21/22	\$ 3,200.00	TP	09/21/22	\$ 3,200.00	61.19%	\$ 1,958.13	38.81%	\$ 1,241.81	\$ 1,241.81	\$ 310.45	\$ 310.45	\$ 310.45	\$ 310.45
13	Soft	FILING 17	CENTURY	First American Title Insurance	Lot 9800 - Title Insurance	9954-9954112177	09/06/22	\$ 500.00	\$ -	\$ 500.00	580455	10/07/22	\$ 500.00	CENTURY	10/07/22	\$ 500.00	100.00%	\$ 500.00	0.00%	\$ -	\$ -	\$ -	\$ -	\$ -	\$ -
13	Hard	FILING 17	CENTURY	Kelley Trucking	PA70 Mass Grading	4	08/31/22	\$ 498,116.71	\$ 24,905.84	\$ 473,210.87	572282	09/22/22	\$ 473,210.88	CENTURY	09/26/22	\$ 473,210.88	60.52%	\$ 286,382.56	39.48%	\$ 186,828.32	\$ 187,081.64	\$ 46,770.41	\$ 46,770.41	\$ 46,770.41	\$ 46,770.41
14	Soft	FILING 01	CGF	Aztec Consultants	136618-04 TAH Misc Services	MULTIPLE	MULTIPLE	\$ 106,110.00	\$ -	\$ 106,110.00	Multiple	Multiple	\$ 106,110.00	CGF	Multiple	\$ 106,110.00	100.00%	\$ 106,110.00	0.00%	\$ -	\$ -	\$ -	\$ -	\$ -	\$ -
14	Soft	FILING 01	CGF	Aztec Consultants	136621-01 TAH 40 vs 50 Land	MULTIPLE	MULTIPLE	\$ 21,750.00	\$ -	\$ 21,750.00	Multiple	Multiple	\$ 21,750.00	CGF	Multiple	\$ 21,750.00	83.91%	\$ 18,250.00	16.09%	\$ 3,500.00	\$ 3,500.00	\$ 875.00	\$ 875.00	\$ 875.00	\$ 875.00
14	Hard	FILING 01	CGF	Big West Landscaping	Electric install for Ornamentals	10922	01/09/22	\$ 4,900.00	\$ -	\$ 4,900.00	847	01/26/22	\$ 4,900.00	CGF	01/26/22	\$ 4,900.00	0.00%	\$ -	100.00%	\$ 4,900.00	\$ 4,900.00	\$ 4,900.00	\$ 4,900.00	\$ 4,900.00	\$ 4,900.00
14	Hard	FILING 01	CGF	Big West Landscaping	Flagpole overhaul, irrigation	21023	01/27/22	\$ 4,500.00	\$ -	\$ 4,500.00	874	01/25/22	\$ 4,500.00	CGF	01/25/22	\$ 4,500.00	0.00%	\$ -	100.00%	\$ 4,500.00	\$ 4,500.00	\$ 4,500.00	\$ 4,500.00	\$ 4,500.00	\$ 4,500.00
14	Hard	FILING 01	CGF	Big West Landscaping	Flagpole Trade and Storage	31022	03/10/22	\$ 4,300.00	\$ -	\$ 4,300.00	902	03/25/22	\$ 4,300.00	CGF	03/25/22	\$ 4,300.00	0.00%	\$ -	100.00%	\$ 4,300.00	\$ 4,300.00	\$ 2,150.00	\$ 2,150.00	\$ 2,150.00	\$ 2,150.00
14	Hard	FILING 01	CGF	Big West Landscaping	General Landscaping for Market	920	09/09/20	\$ 13,018.92	\$ -	\$ 13,018.92	427	09/24/20	\$ 13,018.92	CGF	09/24/22	\$ 13,018.92	0.00%	\$ -	100.00%	\$ 13,018.92	\$ 13,018.92	\$ 6,509.46	\$ 6,509.46	\$ 6,509.46	\$ 6,509.46
14	Hard	FILING 01	CGF	Big West Landscaping	Visitor Center Design and Coord	33021	03/31/21	\$ 18,100.00	\$ -	\$ 18,100.00	636	06/22/21	\$ 14,200.00	CGF	06/22/21	\$ 14,200.00	0.00%	\$ -	100.00%	\$ 18,100.00	\$ 14,200.00	\$ 3,550.00	\$ 3,550.00	\$ 3,550.00	\$ 3,550.00
14	Hard	FILING 01	CGF	Big West Landscaping	Monthly Maintenance	1020	10/25/20	\$ 5,943.00	\$ -	\$ 5,943.00	470	11/25/20	\$ 5,943.00	CGF	11/25/20	\$ 5,943.00	100.00%	\$ 5,943.00	0.00%	\$ -	\$ -	\$ -	\$ -	\$ -	\$ -
14	Hard	FILING 01	CGF	Big West Landscaping	Monthly Maintenance	1120	11/15/20	\$ 5,376.00	\$ -	\$ 5,376.00	470	11/25/20	\$ 5,376.00	CGF	11/25/20	\$ 5,376.00	0.00%	\$ -	100.00%	\$ 5,376.00	\$ 5,376.00	\$ -	\$ -	\$ -	\$ -
14	Hard	FILING 01	CGF	Clay T Tree Movers	5 Transplants at 90°	1887	01/18/22	\$ 3,250.00	\$ -	\$ 3,250.00	84849	01/26/22	\$ 3,250.00	CGF	01/26/22	\$ 3,250.00	0.00%	\$ -	100.00%	\$ 3,250.00	\$ 3,250.00	\$ 1,625.00	\$ 1,625.00	\$ 1,625.00	\$ 1,625.00
14	Hard	FILING 01	CGF	Clay T Tree Movers	TAH Transplants (15 Trees)	11796	05/11/21	\$ 10,600.00	\$ -	\$ 10,600.00	8139	06/21/21	\$ 10,600.00	CGF	06/21/21	\$ 10,600.00	0.00%	\$ -	100.00%	\$ 10,600.00	\$ 10,				

SUMMARY OF COSTS REVIEWED

VER NO	TYPE	FILING	SOURCE	VENDOR	DESCRIPTION	INV NO	INV DATE	INV AMT	RET/OCIP/DISC	FINAL INV AMT	CHK NO	PMT DATE	PMT AMT	PAYOR	DATE CLEARED	VER PMT AMT	% PRI	PRI AMT	% PUB	PUB AMT	CUR VER PUB AMT	STREETS	WATER	SANITATION	PARKS & REC		
14	Soft	FILING 01	CGF	Norris Design	TAH-DEV Graphics, Printing & A	01-59360	06/30/20	\$ 6,552.20	\$ -	\$ 6,552.20	388	07/23/20	\$ 6,552.20	CGF	07/23/20	\$ 6,552.20	60.00%	\$ 3,931.32	40.00%	\$ 2,620.88	\$ 2,620.88	\$ 655.22	\$ 655.22	\$ 655.22	\$ 655.22		
14	Soft	FILING 01	CGF	Norris Design	TAH-DEV Graphics, Printing & A	01-61384	09/30/20	\$ 16,176.24	\$ -	\$ 16,176.24	460	10/22/20	\$ 16,176.24	CGF	10/22/20	\$ 16,176.24	60.00%	\$ 9,705.74	40.00%	\$ 6,470.50	\$ 6,470.50	\$ 1,617.62	\$ 1,617.62	\$ 1,617.62	\$ 1,617.62		
14	Soft	FILING 01	CGF	Norris Design	TAH-DEV Graphics, Printing & A	01-61378	10/30/20	\$ 20,680.94	\$ -	\$ 20,680.94	484	11/25/20	\$ 20,680.94	CGF	11/25/20	\$ 20,680.94	60.00%	\$ 12,408.56	40.00%	\$ 8,272.38	\$ 8,272.38	\$ 2,068.09	\$ 2,068.09	\$ 2,068.09	\$ 2,068.09		
14	Soft	FILING 01	CGF	Norris Design	TAH-DEV Graphics, Printing & A	01-62506	11/30/20	\$ 5,799.54	\$ -	\$ 5,799.54	505	12/21/20	\$ 5,799.54	CGF	12/21/20	\$ 5,799.54	60.00%	\$ 3,479.72	40.00%	\$ 2,319.82	\$ 2,319.82	\$ 579.95	\$ 579.95	\$ 579.95	\$ 579.95		
14	Soft	FILING 01	CGF	Norris Design	TAH-DEV Graphics, Printing & A	01-63075	12/31/20	\$ 7,439.85	\$ -	\$ 7,439.85	537	01/23/21	\$ 7,439.85	CGF	01/23/21	\$ 7,439.85	60.00%	\$ 4,463.91	40.00%	\$ 2,975.94	\$ 2,975.94	\$ 743.99	\$ 743.99	\$ 743.99	\$ 743.99		
14	Soft	FILING 01	CGF	Norris Design	TAH-DEV Graphics, Printing & A	01-63491	01/31/21	\$ 2,684.53	\$ -	\$ 2,684.53	553	02/22/21	\$ 2,684.53	CGF	02/22/21	\$ 2,684.53	60.00%	\$ 1,610.72	40.00%	\$ 1,073.81	\$ 1,073.81	\$ 268.45	\$ 268.45	\$ 268.45	\$ 268.45		
14	Soft	FILING 01	CGF	Norris Design	TAH-DEV Graphics, Printing & A	01-64136	02/28/21	\$ 1,668.30	\$ -	\$ 1,668.30	576	03/22/21	\$ 1,668.30	CGF	03/22/21	\$ 1,668.30	60.00%	\$ 1,000.98	40.00%	\$ 667.32	\$ 667.32	\$ 166.83	\$ 166.83	\$ 166.83	\$ 166.83		
14	Soft	FILING 01	CGF	Norris Design	TAH-DEV Graphics, Printing & A	01-64720	03/31/21	\$ 2,497.00	\$ -	\$ 2,497.00	621	05/25/21	\$ 2,497.00	CGF	05/25/21	\$ 2,497.00	60.00%	\$ 1,498.20	40.00%	\$ 998.80	\$ 998.80	\$ 249.70	\$ 249.70	\$ 249.70	\$ 249.70		
14	Soft	FILING 01	CGF	Norris Design	TAH-DEV Graphics, Printing & A	01-65145	04/30/21	\$ 2,505.00	\$ -	\$ 2,505.00	656	06/22/21	\$ 2,505.00	CGF	06/22/21	\$ 2,505.00	60.00%	\$ 1,503.00	40.00%	\$ 1,002.00	\$ 1,002.00	\$ 250.50	\$ 250.50	\$ 250.50	\$ 250.50		
14	Soft	FILING 01	CGF	Norris Design	TAH-DEV Graphics, Printing & A	01-65452	06/30/21	\$ 985.00	\$ -	\$ 985.00	698	07/23/21	\$ 985.00	CGF	07/23/21	\$ 985.00	60.00%	\$ 597.00	40.00%	\$ 378.00	\$ 378.00	\$ 98.50	\$ 98.50	\$ 98.50	\$ 98.50		
14	Soft	FILING 01	CGF	Norris Design	TAH-DEV Graphics, Printing & A	01-65703	07/31/21	\$ 1,770.00	\$ -	\$ 1,770.00	729	08/20/21	\$ 1,770.00	CGF	08/20/21	\$ 1,770.00	60.00%	\$ 1,062.00	40.00%	\$ 708.00	\$ 708.00	\$ 177.00	\$ 177.00	\$ 177.00	\$ 177.00		
14	Soft	FILING 01	CGF	Norris Design	TAH-DEV Graphics, Printing & A	01-67699	08/31/21	\$ 2,999.40	\$ -	\$ 2,999.40	759	09/27/21	\$ 2,999.40	CGF	09/27/21	\$ 2,999.40	60.00%	\$ 1,799.64	40.00%	\$ 1,199.76	\$ 1,199.76	\$ 299.94	\$ 299.94	\$ 299.94	\$ 299.94		
14	Soft	FILING 01	CGF	Norris Design	TAH-DEV Graphics, Printing & A	01-68319	09/30/21	\$ 885.95	\$ -	\$ 885.95	785	10/25/21	\$ 885.95	CGF	10/25/21	\$ 885.95	60.00%	\$ 531.57	40.00%	\$ 354.38	\$ 354.38	\$ 88.60	\$ 88.60	\$ 88.60	\$ 88.60		
14	Soft	FILING 01	CGF	Norris Design	TAH-DEV Graphics, Printing & A	01-68839	10/31/21	\$ 4,365.95	\$ -	\$ 4,365.95	814	11/22/21	\$ 4,365.95	CGF	11/22/21	\$ 4,365.95	60.00%	\$ 2,619.57	40.00%	\$ 1,746.38	\$ 1,746.38	\$ 436.60	\$ 436.60	\$ 436.60	\$ 436.60		
14	Soft	FILING 01	CGF	Norris Design	TAH-DEV Graphics, Printing & A	01-59801	07/31/20	\$ 3,873.00	\$ -	\$ 3,873.00	414	08/19/20	\$ 3,873.00	CGF	08/19/20	\$ 3,873.00	60.00%	\$ 2,323.80	40.00%	\$ 1,549.20	\$ 1,549.20	\$ 387.30	\$ 387.30	\$ 387.30	\$ 387.30		
14	Soft	FILING 01	CGF	Norris Design	TAH-DEV Graphics, Printing & A	01-65793	05/31/21	\$ 1,715.00	\$ -	\$ 1,715.00	1068	06/22/21	\$ 1,715.00	CGF	06/22/21	\$ 1,715.00	60.00%	\$ 1,029.00	40.00%	\$ 686.00	\$ 686.00	\$ 171.50	\$ 171.50	\$ 171.50	\$ 171.50		
14	Soft	FILING 01	CGF	Norris Design	TAH-DEV Graphics, Printing & A	01-70687	03/31/22	\$ 490.00	\$ -	\$ 490.00	698	02/25/22	\$ 490.00	CGF	02/25/22	\$ 490.00	100.00%	\$ 490.00	0.00%	\$ -	\$ -	\$ -	\$ -	\$ -	\$ -	\$ -	\$ -
14	Soft	FILING 01	CGF	Norris Design	TAH-DEV Graphics, Printing & A	01-60310	08/31/20	\$ 5,458.28	\$ -	\$ 5,458.28	941	09/24/20	\$ 5,458.28	CGF	09/24/20	\$ 5,458.28	100.00%	\$ 5,458.28	0.00%	\$ -	\$ -	\$ -	\$ -	\$ -	\$ -	\$ -	\$ -
14	Hard	FILING 01	CGF	Wisdom Rides of America	Carousel Deposit	25-Mar-21	03/25/21	\$ 157,000.00	\$ -	\$ 157,000.00	Wire Transfer	03/26/21	\$ 157,000.00	CGF	03/26/21	\$ 157,000.00	100.00%	\$ 157,000.00	0.00%	\$ -	\$ -	\$ -	\$ -	\$ -	\$ -	\$ -	\$ 157,000.00
14	Hard	FILING 02	RAH	AG Wassenaar	222509 Aurora Highlands Filing	352738	06/30/22	\$ 6,680.00	\$ -	\$ 6,680.00	ACH47603	07/22/22	\$ 6,680.00	RAH	07/25/22	\$ 6,680.00	51.18%	\$ 3,418.99	48.82%	\$ 3,261.01	\$ 3,261.01	\$ 815.25	\$ 815.25	\$ 815.25	\$ 815.25		
14	Hard	FILING 02	RAH	AG Wassenaar	222509 Aurora Highlands Filing	352739	06/30/22	\$ 20,555.00	\$ -	\$ 20,555.00	ACH47603	07/22/22	\$ 20,555.00	RAH	07/25/22	\$ 20,555.00	51.18%	\$ 10,520.55	48.82%	\$ 10,034.45	\$ 10,034.45	\$ 2,508.61	\$ 2,508.61	\$ 2,508.61	\$ 2,508.61		
14	Hard	FILING 02	RAH	AG Wassenaar	223197MAS 223198-223384 TA	353600	07/18/22	\$ 3,780.00	\$ -	\$ 3,780.00	ACH48554	08/05/22	\$ 3,780.00	RAH	08/08/22	\$ 3,780.00	51.18%	\$ 1,934.70	48.82%	\$ 1,845.30	\$ 1,845.30	\$ 461.33	\$ 461.33	\$ 461.33	\$ 461.33		
14	Soft	FILING 02	RAH	Aztec Consultants	21420-55 TAH Filing No. 14 - 14	134239	08/04/22	\$ 9,500.00	\$ -	\$ 9,500.00	ACH49433	08/19/22	\$ 9,500.00	RAH	08/22/22	\$ 9,500.00	48.82%	\$ 4,637.67	48.82%	\$ 4,862.33	\$ 4,862.33	\$ 1,159.42	\$ 1,159.42	\$ 1,159.42	\$ 1,159.42		
14	Soft	FILING 02	RAH	Aztec Consultants	21422-21 TAH Richmond Phase	133362	09/09/22	\$ 7,950.00	\$ -	\$ 7,950.00	ACH49011	09/30/22	\$ 7,950.00	RAH	07/05/22	\$ 7,950.00	51.18%	\$ 4,069.00	66.00%	\$ 5,261.00	\$ 5,261.00	\$ 970.25	\$ 970.25	\$ 970.25	\$ 970.25		
14	Soft	FILING 02	RAH	Aztec Consultants	21422-21 TAH Richmond Phase	133363	09/09/22	\$ 7,950.00	\$ -	\$ 7,950.00	ACH49011	09/30/22	\$ 7,950.00	RAH	07/05/22	\$ 7,950.00	51.18%	\$ 4,069.00	66.00%	\$ 5,261.00	\$ 5,261.00	\$ 970.25	\$ 970.25	\$ 970.25	\$ 970.25		
14	Soft	FILING 04	Pulte	Aztec Consultants	164721-02 Aurora Highlands Filing	MULTIPLE	MULTIPLE	\$ 181.64	\$ -	\$ 181.64	Vendor Stmt	Multiple	\$ 178.79	Pulte	Multiple	\$ 181.64	100.00%	\$ 181.64	100.00%	\$ 181.64	\$ 181.64	\$ 46.74	\$ 46.74	\$ 46.74	\$ 46.74		
14	Hard	FILING 04	Pulte	Brightview Landscape Develop	TAH Landscaping Filing Nos 4, 5	MULTIPLE	MULTIPLE	\$ 4,207.98	\$ -	\$ 4,207.98	Vendor Stmt	Multiple	\$ 3,785.68	Pulte	Multiple	\$ 4,207.98	100.00%	\$ 4,207.98	100.00%	\$ 4,207.98	\$ 4,207.98	\$ 1,051.99	\$ 1,051.99	\$ 1,051.99	\$ 1,051.99		
14	Soft	FILING 04	Pulte	Contour Services	TAH Filing 4	MULTIPLE	MULTIPLE	\$ 8,250.00	\$ -	\$ 8,250.00	Vendor Stmt	Multiple	\$ 46,299.00	Pulte	Multiple	\$ 8,250.00	46.99%	\$ 3,876.91	53.01%	\$ 4,373.09	\$ 4,373.09	\$ 1,166.58	\$ 1,166.58	\$ 1,166.58	\$ 1,166.58		
14	Hard	FILING 04	Pulte	Pro Systems	TAH Filing Nos. 4, 5, and 8 - Str	MULTIPLE	MULTIPLE	\$ -	\$ -	\$ -	Vendor Stmt	Multiple	\$ -	Pulte	Multiple	\$ -	0.00%	\$ -	100.00%	\$ -	\$ -	\$ -	\$ -	\$ -	\$ -	\$ -	
14	Soft	FILING 05	Pulte	Aztec Consultants	164721-02 Aurora Highlands Filing	MULTIPLE	MULTIPLE	\$ 681.75	\$ -	\$ 681.75	Vendor Stmt	Multiple	\$ 6,710.96	Pulte	Multiple	\$ 681.75	0.00%	\$ -	100.00%	\$ 681.75	\$ 681.75	\$ 170.44	\$ 170.44	\$ 170.44	\$ 170.44		
14	Hard	FILING 05	Pulte	Brightview Landscape Develop	TAH Landscaping Filing Nos 4, 5	MULTIPLE	MULTIPLE	\$ 113,535.28	\$ -	\$ 113,535.28	Vendor Stmt	Multiple	\$ 31,816.72	Pulte	Multiple	\$ 113,535.28	100.00%	\$ 113,535.28	100.00%	\$ 113,535.28	\$ 113,535.28	\$ 28,388.36	\$ 28,388.36	\$ 28,388.36	\$ 28,388.36		
14	Soft	FILING 05	Pulte	Contour Services	TAH Filing 5	MULTIPLE	MULTIPLE	\$ 5,000.00	\$ -	\$ 5,000.00	Vendor Stmt	Multiple	\$ -	Pulte	Multiple	\$ 5,000.00	0.00%	\$ -	100.00%	\$ 5,000.00	\$ 5,000.00	\$ -	\$ -	\$ -	\$ -	\$ -	
14	Hard	FILING 05	Pulte	Pro Systems	TAH Filing Nos. 4, 5, and 8 - Str	MULTIPLE	MULTIPLE	\$ (119,336.25)	\$ (11,933.63)	\$ (107,402.63)	Vendor Stmt	Multiple	\$ -	Pulte	Multiple	\$ (107,402.63)	0.00%	\$ -	100.00%	\$ (107,402.63)	\$ (107,402.63)	\$ (27,359.25)	\$ (27,359.25)	\$ (27,359.25)	\$ (27,359.25)		
14	Hard	FILING 05	Pulte	Three Sons Construction	TAH: Filing 4, 5, 8, 13 Paving	MULTIPLE	MULTIPLE	\$ 18,762.50	\$ -	\$ 18,762.50	Vendor Stmt	Multiple	\$ 16,886.25	Pulte	Multiple	\$ 18,762.50	0.00%	\$ -	100.00%	\$ 18,762.50	\$ 18,762.50	\$ 4,691.25	\$ 4,691.25	\$ 4,691.25	\$ 4,691.25		
14	Hard	FILING 05	Pulte	Three Sons Construction	TAH: Filing 4, 5, 8, 13 Paving	MULTIPLE	MULTIPLE	\$ 60,245.44	\$ 6,024.54	\$ 54,220.90	Vendor Stmt	Multiple	\$ 54,220.90	Pulte	Multiple	\$ 54,220.90	0.00%	\$ -	100.00%	\$ 54,220.90	\$ 54,220.90	\$ 13,557.23	\$ 13,557.23	\$ 13,557.23	\$ 13,557.23		
14	Soft	FILING 07	CGF	Aztec Consultants	136622-01 TAH Subdivision Filing	132114	06/23/22	\$ 10,601.13	\$ -	\$ 10,601.13	1172	07/25/22	\$ 10,601.13	CGF	07/25/22	\$ 10,601.13	61.19%	\$ 6,486.83	38.81%	\$ 4,114.30	\$ 4,114.30	\$ 1,028.57	\$ 1,028.57	\$ 1,028.57	\$ 1,028.57		
14	Soft	FILING 07	CGF	Aztec Consultants	136622-01 TAH Subdivision Filing	136245	09/15/22	\$ 850.00	\$ -	\$ 850.00	1200	10/25/22	\$ 850.00	CGF	10/25/22	\$ 850.00	61.19%	\$ 520.12	38.81%	\$ 329.89	\$ 329.89	\$ 82.47	\$ 82.47	\$ 82.47	\$ 82.47		
14	Soft	FILING 07	CGF	Age Civil Engineering	Phase 1 OX Design - Filing 07/19	5653	03/14/22	\$ 15,855.00	\$ -	\$ 15,855.00	1151	04/25/22	\$ 15,855.00	CGF	04/25/22	\$ 15,855.00	34.00%	\$ 5,390.70	66.00%	\$ 10,464.30	\$ 10,464.30	\$ 2,616.08	\$ 2,616.08	\$ 2,616.08	\$ 2,616.08		
14	Soft	FILING 07	CGF	Age Civil Engineering	Phase 1 O																						

SUMMARY OF COSTS REVIEWED

VER NO	TYPE	FLING	SOURCE	VENDOR	DESCRIPTION	INV NO	INV DATE	INV AMT	RET/OCIP/DISC	FINAL INV AMT	CHK NO	PMT DATE	PMT AMT	PAYOR	DATE CLEARED	VER PMT AMT	% PRI	PRI AMT	% PUB	PUB AMT	CUR VER PUB AMT	STREETS	WATER	SANITATION	PARKS & REC		
15	Hard	FLING 16	TriPointe	Concrete, Curb and Paving	Paving - Filing 16	MULTIPLE	MULTIPLE	\$ 211,660.61	\$ 10,583.03	\$ 201,077.58	Multiple	Multiple	\$ 201,077.58	TP	Multiple	\$ 201,077.58	0.00%	\$ -	100.00%	\$ 201,077.58	\$ 201,077.58	\$ 201,077.58	\$ -	\$ -	\$ -	\$ -	
15	Hard	FLING 16	TriPointe	GRC Consulting	M-F Street Sweeping	12663	12/08/22	\$ 345.00	\$ -	\$ 345.00	6269055	12/28/22	\$ 345.00	TP	12/28/22	\$ 345.00	57.04%	\$ 196.80	42.96%	\$ 148.20	\$ 148.20	\$ 37.05	\$ 37.05	\$ 37.05	\$ 37.05	\$ -	\$ -
15	Hard	FLING 16	TriPointe	Kelley Trucking	TAH Section 303 Paving	MULTIPLE	MULTIPLE	\$ 230,638.45	\$ 11,983.72	\$ 222,654.73	Multiple	Multiple	\$ 222,654.73	TP	Multiple	\$ 222,654.73	63.34%	\$ 144,203.42	36.66%	\$ 83,449.32	\$ 83,449.32	\$ 20,862.33	\$ 20,862.33	\$ 20,862.33	\$ 20,862.33	\$ -	\$ -
15	Soft	FLING 16	TriPointe	Dry Utility Consulting	Dry Utility Consulting	2293712	10/17/22	\$ 6,070.00	\$ -	\$ 6,070.00	6201288	11/30/22	\$ 6,070.00	TP	11/30/22	\$ 6,070.00	60.70%	\$ 3,670.00	0.00%	\$ -	\$ -	\$ -	\$ -	\$ -	\$ -	\$ -	\$ -
15	Hard	FLING 16	TriPointe	Nelson Pipeline	Infrastructure - Filing 16	Pay App 13	09/28/22	\$ 430,895.00	\$ 21,544.75	\$ 409,350.25	44874	01/00/00	\$ 409,350.25	TP	Multiple	\$ 409,350.25	0.00%	\$ -	100.00%	\$ 409,350.25	\$ 409,350.25	\$ 142,978.56	\$ 88,790.56	\$ 88,790.56	\$ 88,790.56	\$ -	\$ -
15	Hard	FLING 16	TriPointe	New West Paving	Paving - Filing 16	MULTIPLE	MULTIPLE	\$ 446,858.50	\$ -	\$ 446,858.50	Multiple	Multiple	\$ 446,858.50	TP	Multiple	\$ 446,858.50	0.00%	\$ -	100.00%	\$ 446,858.50	\$ 446,858.50	\$ 446,858.50	\$ -	\$ -	\$ -	\$ -	
15	Soft	FLING 16	TriPointe	Norris Design	0455-01-2562 Plat and CSP	01-76985	10/31/22	\$ 12,663.50	\$ -	\$ 12,663.50	6201288	11/30/22	\$ 12,663.50	TP	11/30/22	\$ 12,663.50	0.00%	\$ -	100.00%	\$ 12,663.50	\$ 12,663.50	\$ 6,331.75	\$ -	\$ -	\$ -	\$ -	\$ -
15	Soft	FLING 16	TriPointe	TraceAir	Drone Flights Over Site	5582	10/31/22	\$ 3,200.00	\$ -	\$ 3,200.00	6256520	12/20/20	\$ 3,200.00	TP	12/20/22	\$ 3,200.00	61.19%	\$ 1,958.19	38.81%	\$ 1,241.81	\$ 1,241.81	\$ 623.17	\$ -	\$ -	\$ -	\$ -	\$ -
15	Soft	FLING 16	TriPointe	TraceAir	Drone Flights Over Site	5908	11/30/22	\$ 2,400.00	\$ -	\$ 2,400.00	6238619	12/13/22	\$ 2,400.00	TP	12/13/22	\$ 2,400.00	61.19%	\$ 1,468.64	38.81%	\$ 931.36	\$ 931.36	\$ 931.36	\$ -	\$ -	\$ -	\$ -	\$ -
15	Hard	FLING 17	CENTURY	City Thompson	Aurora Highlands Paving	MULTIPLE	MULTIPLE	\$ 1,743.00	\$ -	\$ 1,743.00	Multiple	Multiple	\$ 1,743.00	CENTURY	09/28/22	\$ 1,743.00	17.19%	\$ 1,065.38	36.83%	\$ 639.62	\$ 639.62	\$ 168.91	\$ -	\$ -	\$ -	\$ -	\$ -
15	Soft	FLING 16	TriPointe	Aztec Consultants	2142Z-01 TAH Filing No. 14	MULTIPLE	MULTIPLE	\$ 34,800.00	\$ -	\$ 34,800.00	Multiple	Multiple	\$ 34,800.00	RAH	Multiple	\$ 34,800.00	58.54%	\$ 20,372.30	41.46%	\$ 14,427.70	\$ 14,427.70	\$ 3,347.81	\$ -	\$ -	\$ -	\$ -	\$ -
15	Hard	FLING 02	RAH	ProSystems	Aurora Highlands - Street Light	Pay App 4	07/18/22	\$ 118,616.00	\$ (35,866.00)	\$ 154,482.00	35866	01/00/00	\$ 35,866.00	RAH	01/00/00	\$ 35,866.00	0.00%	\$ -	100.00%	\$ 154,482.00	\$ 154,482.00	\$ 35,866.00	\$ -	\$ -	\$ -	\$ -	
16	Hard	FLING 04	Pulte	Martin Marietta	TAH: Filing 4, 5, 8, 13 Paving	Pay App 8	11/15/22	\$ -	\$ (18,270.59)	\$ 18,270.59	Vendor Stmt	Multiple	\$ 18,270.59	Pulte	Multiple	\$ 18,270.59	0.00%	\$ -	100.00%	\$ 18,270.59	\$ 18,270.59	\$ 8,617.86	\$ -	\$ -	\$ -	\$ -	
16	Soft	FLING 05	Pulte	Aztec Consultants	164721-02 Aurora Highlands Fil	MULTIPLE	MULTIPLE	\$ 361.08	\$ -	\$ 361.08	Vendor Stmt	Multiple	\$ 43.84	Pulte	Multiple	\$ 43.84	63.40%	\$ 22.92	36.60%	\$ 132.16	\$ 43.84	\$ 43.84	\$ -	\$ -	\$ -	\$ -	
16	Soft	FLING 05	Pulte	Aztec Consultants	164721-02 Aurora Highlands Fil	MULTIPLE	MULTIPLE	\$ 1,355.28	\$ -	\$ 1,355.28	Vendor Stmt	Multiple	\$ 164.56	Pulte	Multiple	\$ 164.56	63.40%	\$ 85.23	36.60%	\$ 496.05	\$ 164.56	\$ 164.56	\$ -	\$ -	\$ -	\$ -	
16	Hard	FLING 05	Pulte	Martin Marietta	TAH: Filing 4, 5, 8, 13 Paving	Pay App 8	11/15/22	\$ 0.00	\$ (39,292.50)	\$ 39,292.50	Vendor Stmt	Multiple	\$ 39,292.50	Pulte	Multiple	\$ 39,292.50	0.00%	\$ -	100.00%	\$ 39,292.50	\$ 39,292.50	\$ 16,302.06	\$ -	\$ -	\$ -	\$ -	
16	Hard	FLING 05	Pulte	Stormwater Risk Management	Stormwater Risk Management	MULTIPLE	MULTIPLE	\$ 9,300.00	\$ 935.00	\$ 10,235.00	Vendor Stmt	Multiple	\$ 5,130.00	Pulte	Vendor Stmt	\$ 5,130.00	45.57%	\$ 3,835.07	54.43%	\$ 4,579.93	\$ 2,702.04	\$ 698.01	\$ -	\$ -	\$ -	\$ -	
16	Soft	FLING 08	Pulte	Aztec Consultants	164721-02 Aurora Highlands Fil	MULTIPLE	MULTIPLE	\$ 3,285.26	\$ -	\$ 3,285.26	Vendor Stmt	Multiple	\$ 398.90	Pulte	Multiple	\$ 398.90	63.40%	\$ 2,082.81	36.60%	\$ 1,202.46	\$ 398.90	\$ 398.90	\$ -	\$ -	\$ -	\$ -	
16	Hard	FLING 08	Pulte	Brightview Landscape Develop	TAH Landscaping Filing Nos 4, 5	MULTIPLE	MULTIPLE	\$ 298.50	\$ 29.85	\$ 268.65	Vendor Stmt	Multiple	\$ 591.03	Pulte	Multiple	\$ 591.03	0.00%	\$ -	100.00%	\$ 268.65	\$ 591.03	\$ 295.51	\$ -	\$ -	\$ -	\$ -	
16	Hard	FLING 08	Pulte	Brightview Landscape Develop	TAH Landscaping Filing Nos 4, 5	MULTIPLE	MULTIPLE	\$ 696.50	\$ 69.65	\$ 626.85	Vendor Stmt	Multiple	\$ 2,977.47	Pulte	Multiple	\$ 2,977.47	0.00%	\$ -	100.00%	\$ 626.85	\$ 2,977.47	\$ 1,488.73	\$ -	\$ -	\$ -	\$ -	
16	Hard	FLING 08	Pulte	Martin Marietta	TAH: Filing 4, 5, 8, 13 Paving	Pay App 8	11/15/22	\$ -	\$ (100,782.12)	\$ 100,782.12	Vendor Stmt	Multiple	\$ 100,782.12	Pulte	Multiple	\$ 100,782.12	0.00%	\$ -	100.00%	\$ 100,782.12	\$ 439.56	\$ 439.56	\$ -	\$ -	\$ -	\$ -	
16	Hard	FLING 08	Pulte	Stormwater Risk Management	Stormwater Risk Management	MULTIPLE	MULTIPLE	\$ 528.00	\$ 52.80	\$ 580.80	Vendor Stmt	Multiple	\$ -	Pulte	NA	\$ -	59.78%	\$ 284.10	40.22%	\$ 191.10	\$ -	\$ -	\$ -	\$ -	\$ -	\$ -	
16	Soft	FLING 10	Bridgewater	Aztec Consultants	171521-01 Aurora Highlands Fil	108-197	01/10/23	\$ 5,620.53	\$ -	\$ 5,620.53	Multiple	Multiple	\$ 3,380.70	BWH	Multiple	\$ 3,380.70	100.00%	\$ 5,620.53	0.00%	\$ -	\$ 5,620.53	\$ 526.57	\$ -	\$ -	\$ -	\$ -	
16	Soft	FLING 10	Bridgewater	Contour Services	TAH Filing 10	1106-29	01/22/23	\$ 21,280.00	\$ -	\$ 21,280.00	Multiple	Multiple	\$ 30,400.00	BWH	01/22/23	\$ 30,400.00	46.33%	\$ 9,858.27	53.67%	\$ 11,421.73	\$ 16,316.76	\$ 4,079.19	\$ -	\$ -	\$ -	\$ -	
16	Soft	FLING 10	Bridgewater	City Thompson	Infrastructure	MULTIPLE	MULTIPLE	\$ 6,906.00	\$ (94,711.32)	\$ 91,617.32	Vendor Statement	Multiple	\$ 21,446.10	BWH	01/22/22	\$ 21,446.10	41.51%	\$ 1,731.24	36.60%	\$ 21,446.10	\$ 5,522.60	\$ 116,079.71	\$ -	\$ -	\$ -	\$ -	
16	Soft	FLING 13	RAH	Aztec Consultants	164721-02 Aurora Highlands Fil	MULTIPLE	MULTIPLE	\$ 186.88	\$ -	\$ 186.88	Vendor Stmt	Multiple	\$ 22.69	RAH	Multiple	\$ 22.69	63.40%	\$ 11.48	36.60%	\$ 68.40	\$ -	\$ -	\$ -	\$ -	\$ -	\$ -	
16	Hard	FLING 14	RAH	AG Wassenaar	223197MAS 223198-223384 TA	354037	07/30/22	\$ 8,820.00	\$ -	\$ 8,820.00	50207	10/25/22	\$ 8,820.00	RAH	10/25/22	\$ 8,820.00	100.00%	\$ 8,820.00	0.00%	\$ -	\$ -	\$ -	\$ -	\$ -	\$ -		
16	Hard	FLING 14	RAH	AG Wassenaar	223197MAS 223198-223384 TA	354688	08/09/22	\$ 11,340.00	\$ -	\$ 11,340.00	50207	10/25/22	\$ 11,340.00	RAH	10/25/22	\$ 11,340.00	100.00%	\$ 11,340.00	0.00%	\$ -	\$ -	\$ -	\$ -	\$ -	\$ -		
16	Hard	FLING 14	RAH	AG Wassenaar	222509 Aurora Highlands Filing	351707	09/30/22	\$ 4,615.00	\$ -	\$ 4,615.00	51481	09/19/22	\$ 4,615.00	RAH	09/19/22	\$ 4,615.00	58.54%	\$ 2,701.61	41.46%	\$ 1,913.33	\$ 1,913.33	\$ 478.33	\$ -	\$ -	\$ -	\$ -	
16	Hard	FLING 14	RAH	AG Wassenaar	222509 Aurora Highlands Filing	351708	09/30/22	\$ 15,305.00	\$ -	\$ 15,305.00	51481	09/19/22	\$ 15,305.00	RAH	09/19/22	\$ 15,305.00	58.54%	\$ 8,959.71	41.46%	\$ 6,345.29	\$ 6,345.29	\$ 1,586.32	\$ 1,586.32	\$ 1,586.32	\$ 1,586.32	\$ -	\$ -
16	Hard	FLING 14	RAH	AG Wassenaar	222509 Aurora Highlands Filing	358172	10/27/22	\$ 16,090.00	\$ -	\$ 16,090.00	54520	10/28/22	\$ 16,090.00	RAH	10/28/22	\$ 16,090.00	58.54%	\$ 9,419.26	41.46%	\$ 6,670.74	\$ 6,670.74	\$ 1,667.68	\$ 1,667.68	\$ 1,667.68	\$ 1,667.68	\$ -	\$ -
16	Hard	FLING 14	RAH	AG Wassenaar	222509 Aurora Highlands Filing	358173	10/27/22	\$ 6,510.00	\$ -	\$ 6,510.00	54520	10/28/22	\$ 6,510.00	RAH	10/28/22	\$ 6,510.00	58.54%	\$ 3,846.15	41.46%	\$ 2,723.85	\$ 2,723.85	\$ 680.96	\$ 680.96	\$ 680.96	\$ 680.96	\$ -	\$ -
16	Hard	FLING 14	RAH	AG Wassenaar	222509 Aurora Highlands Filing	358020	10/25/22	\$ 9,450.00	\$ -	\$ 9,450.00	54520	10/28/22	\$ 9,450.00	RAH	10/28/22	\$ 9,450.00	0.00%	\$ -	100.00%	\$ 9,450.00	\$ 9,450.00	\$ 9,450.00	\$ -	\$ -	\$ -	\$ -	
16	Hard	FLING 14	RAH	Alpine Civil Construction	Aurora Highlands CSP-3	MULTIPLE	MULTIPLE	\$ 502,266.72	\$ 50,226.67	\$ 452,040.05	Multiple	Multiple	\$ 452,040.05	RAH	Multiple	\$ 452,040.05	23.90%	\$ 108,056.93	76.10%	\$ 343,983.12	\$ 343,983.12	\$ 343,983.12	\$ -	\$ -	\$ -	\$ -	
16	Soft	FLING 14	RAH	Aztec Consultants	2142Z-02 Aurora Highlands Fil	MULTIPLE	MULTIPLE	\$ 44,276.06	\$ -	\$ 44,276.06	Multiple	Multiple	\$ 30,855.99	RAH	Multiple	\$ 30,855.99	34.66%	\$ 15,259.30	65.34%	\$ 20,016.76	\$ 20,016.76	\$ 7,032.22	\$ 8,725.19	\$ 9,919.17	\$ 3,341.19	\$ -	
16	Hard	FLING 14	RAH	Bemas Construction	Aurora Highlands Filing 14 - CSP	MULTIPLE	MULTIPLE	\$ 2,071,085.00	\$ 161,399.63	\$ 1,909,685.37	Multiple	Multiple	\$ 1,909,685.36	RAH	Multiple	\$ 1,909,685.36	30.55%	\$ 1,156,266.55	39.45%	\$ 753,418.82	\$ 753,418.82	\$ 188,354.71	\$ 188,354.71	\$ 188,354.71	\$ 188,354.71	\$ -	\$ -
16	Soft	FLING 14	RAH	CDPHE	WQCD Permit for Filing 14	WC22112025	03/17/22	\$ 270.00	\$ -	\$ 270.00	1144679	04/07/22	\$ 270.00	RAH	04/07/22	\$ 270.00	58.54%	\$ 158.06	41.46%	\$ 111.94	\$ 111.94	\$ 27.98	\$ 27.98	\$ 27.98	\$ 27.98	\$ -	\$ -
16	Hard	FLING 14	RAH	City of Aurora	Metal Fencing with Masonry CL	638451	03/16/21	\$ 564.00	\$ -	\$ 564.00	1129623	03/19/21	\$ 564.00	RAH	03/30/21	\$ 564.00	0.00%	\$ -	100.00%	\$ 564.00	\$ 564.00	\$ 564.00	\$ -	\$ -	\$ -	\$ -	
16	Hard	FLING 14	RAH	Nelson Pipeline	TAH Filing 14 Civil Plans Review	626391	03/17/21	\$ 6,930.00	\$ -	\$ 6,930.00	1129447	03/25/21	\$ 6,930.00	RAH	03/25/21	\$ 6,930.00	15.00%	\$ 8,104.95	48.00%	\$ 45,928.05	\$ 45,928.05	\$ 11,482.01	\$ 11,482.01	\$ 11,482.01	\$ 11,482.01	\$ -	\$ -
16	Hard	FLING 14	RAH																								

SUMMARY OF COSTS REVIEWED

VER NO	TYPE	FLING	SOURCE	VENDOR	DESCRIPTION	INV NO	INV DATE	INV AMT	RET/OCIP/DISC	FINAL INV AMT	CHK NO	PMT DATE	PMT AMT	PAYOR	DATE CLEARED	VER PMT AMT	% PRI	PRI AMT	% PUB	PUB AMT	CUR VER PUB AMT	STREETS	WATER	SANITATION	PARKS & REC		
17	Hard	FLING 10	Bridgewater	Nelson Pipeline	FLING 10 - Infrastructure	MULTIPLE	MULTIPLE	\$ -	\$ 85,530.97	\$ (85,530.97)	Multiple	Multiple	\$ 62,752.50	BWH	Multiple	\$ 62,752.50	4.94%	\$ (4,223.40)	95.06%	\$ (81,307.56)	\$ 61,628.10	\$ 6,621.74	\$ 47,457.05	\$ 5,031.58	\$ 2,517.74		
17	Hard	FLING 10	Bridgewater	ProSystems	Filing 10 Streetlights	MULTIPLE	MULTIPLE	\$ 56,962.20	\$ 2,848.11	\$ 54,114.09	31537	11/25/22	\$ 54,114.09	BWH	12/09/22	\$ 54,114.09	0.00%	\$ -	100.00%	\$ 54,114.09	\$ 54,114.09	\$ 54,114.09	\$ -	\$ -	\$ -	\$ -	
17	Hard	FLING 10	Bridgewater	Rocky Mountain Group	Construction Materials Compa	182538-3	11/21/21	\$ 20,030.00	\$ -	\$ 20,030.00	CC	12/07/21	\$ 20,030.00	BWH	12/07/21	\$ 20,030.00	15.00%	\$ 3,004.50	85.00%	\$ 17,025.50	\$ 17,025.50	\$ 17,025.50	\$ 4,256.38	\$ -	\$ 4,256.38	\$ 4,256.38	
17	Hard	FLING 10	Bridgewater	Rocky Mountain Group	Construction Materials Compa	182538-4	11/20/21	\$ 16,665.63	\$ -	\$ 16,665.63	CC	12/27/21	\$ 16,665.63	BWH	12/27/21	\$ 16,665.63	15.00%	\$ 2,499.84	85.00%	\$ 14,165.79	\$ 14,165.79	\$ 14,165.79	\$ 3,541.45	\$ -	\$ 3,541.45	\$ 3,541.45	
17	Hard	FLING 10	Bridgewater	Rocky Mountain Group	Construction Materials Compa	182538-5	11/21/21	\$ 8,817.50	\$ -	\$ 8,817.50	CC	01/20/22	\$ 8,817.50	BWH	01/20/22	\$ 8,817.50	15.00%	\$ 1,322.63	85.00%	\$ 7,494.88	\$ 7,494.88	\$ 7,494.88	\$ 1,873.72	\$ -	\$ 1,873.72	\$ 1,873.72	
17	Hard	FLING 10	Bridgewater	Signage and Striping	Signage and Striping - Aurora H	4262	11/21/22	\$ 9,680.00	\$ -	\$ 9,680.00	31805	01/25/23	\$ 9,680.00	BWH	01/25/23	\$ 9,680.00	0.00%	\$ -	100.00%	\$ 9,680.00	\$ 9,680.00	\$ 9,680.00	\$ -	\$ -	\$ -	\$ -	
17	Hard	FLING 10	Bridgewater	SRM	FLING 10 - Erosion Control	MULTIPLE	MULTIPLE	\$ 11,245.60	\$ 1,124.56	\$ 10,121.04	Multiple	Multiple	\$ 6,687.90	BWH	02/20/23	\$ 6,687.90	46.33%	\$ 4,688.72	53.67%	\$ 5,432.32	\$ 9,315.03	\$ 2,328.76	\$ 2,328.76	\$ -	\$ -	\$ 2,328.76	
17	Hard	FLING 15	TM	AG Wassenaar	22000MAG TAH F15 Foundatio	INV00303	01/25/23	\$ 1,635.00	\$ -	\$ 1,635.00	ET053649	02/06/23	\$ 1,635.00	TM	02/06/23	\$ 1,635.00	100.00%	\$ 1,635.00	0.00%	\$ -	\$ -	\$ -	\$ -	\$ -	\$ -	\$ -	
17	Hard	FLING 15	TM	AG Wassenaar	206125F - Aurora Highlands PA	INV01228	11/20/22	\$ 38,080.00	\$ -	\$ 38,080.00	ET053344	01/16/23	\$ 38,080.00	TM	01/16/23	\$ 38,080.00	57.04%	\$ 21,722.20	42.96%	\$ 16,357.80	\$ 16,357.80	\$ 16,357.80	\$ -	\$ -	\$ -	\$ -	
17	Soft	FLING 15	TM	Aztec Consultants	33821-03 Aurora Highlands Fil	MULTIPLE	MULTIPLE	\$ 6,093.33	\$ -	\$ 6,093.33	Multiple	Multiple	\$ 48,275.81	Multiple	Multiple	\$ 48,275.81	28.80%	\$ 17,540.79	71.20%	\$ 48,372.52	\$ 23,952.88	\$ -	\$ -	\$ -	\$ -		
17	Hard	FLING 15	TM	Blue Tec	Concrete Washout/Refresh	21498	12/17/22	\$ 6,490.00	\$ -	\$ 6,490.00	43522	01/15/23	\$ 6,490.00	TM	01/15/23	\$ 6,490.00	57.04%	\$ 3,702.13	42.96%	\$ 2,787.87	\$ 2,787.87	\$ 2,787.87	\$ 696.97	\$ -	\$ 696.97	\$ 696.97	
17	Hard	FLING 15	TM	Blue Tec	General Erosion Control	21458	12/19/22	\$ 5,957.26	\$ -	\$ 5,957.26	43522	01/16/23	\$ 5,957.26	TM	01/16/23	\$ 5,957.26	57.04%	\$ 3,398.23	42.96%	\$ 2,559.03	\$ 2,559.03	\$ 2,559.03	\$ 639.76	\$ -	\$ 639.76	\$ 639.76	
17	Hard	FLING 15	TM	Blue Tec	General Erosion Control	21476	12/20/22	\$ 8,684.23	\$ -	\$ 8,684.23	43522	01/16/23	\$ 8,684.23	TM	01/16/23	\$ 8,684.23	57.04%	\$ 4,953.80	42.96%	\$ 3,730.43	\$ 3,730.43	\$ 3,730.43	\$ 932.61	\$ -	\$ 932.61	\$ 932.61	
17	Hard	FLING 15	TM	Blue Tec	General Erosion Control	21502	12/21/22	\$ 350.00	\$ -	\$ 350.00	43522	01/16/23	\$ 350.00	TM	01/16/23	\$ 350.00	57.04%	\$ 199.65	42.96%	\$ 150.35	\$ 150.35	\$ 150.35	\$ 37.59	\$ -	\$ 37.59	\$ 37.59	
17	Hard	FLING 15	TM	Blue Tec	General Erosion Control	21550	12/28/22	\$ 3,035.61	\$ -	\$ 3,035.61	43522	01/16/23	\$ 3,035.61	TM	01/16/23	\$ 3,035.61	57.04%	\$ 1,731.62	42.96%	\$ 1,303.99	\$ 1,303.99	\$ 1,303.99	\$ 326.00	\$ -	\$ 326.00	\$ 326.00	
17	Soft	FLING 15	TM	Enerita Consulting Group	Addendum 1 - PA 52.2/Filing 1	MULTIPLE	MULTIPLE	\$ 10,777.00	\$ -	\$ 10,777.00	Multiple	Multiple	\$ 10,777.00	TM	01/00/00	\$ 10,777.00	57.04%	\$ 6,147.59	42.96%	\$ 4,629.41	\$ 4,629.41	\$ 4,629.41	\$ 1,157.35	\$ -	\$ 1,157.35	\$ 1,157.35	
17	Soft	FLING 15	TM	Norris Design	TAH Filing 15 Site Plan and Plat	MULTIPLE	MULTIPLE	\$ 2,448.00	\$ -	\$ 2,448.00	Multiple	Multiple	\$ 2,209.25	TM	MULTIPLE	\$ 2,209.25	0.00%	\$ -	0.00%	\$ 940.01	\$ 940.01	\$ 940.01	\$ 246.68	\$ -	\$ 246.68	\$ 246.68	
17	Soft	FLING 15	TM	Norris Design	The Aurora Highlands Filing 15	MULTIPLE	MULTIPLE	\$ 6,302.45	\$ -	\$ 6,302.45	Multiple	Multiple	\$ 2,704.45	TM	MULTIPLE	\$ 2,704.45	0.00%	\$ -	100.00%	\$ 6,302.45	\$ 2,704.45	\$ 2,704.45	\$ 676.11	\$ -	\$ 676.11	\$ 676.11	
17	Soft	FLING 16	TriPointe	CMS Environmental Solutions	TAH Filing 16 Erosion Control	146366	02/01/23	\$ 625.00	\$ -	\$ 625.00	6395064	02/15/23	\$ 625.00	TP	02/15/23	\$ 625.00	63.34%	\$ 395.90	36.66%	\$ 229.10	\$ 229.10	\$ 229.10	\$ 57.28	\$ -	\$ 57.28	\$ 57.28	
17	Hard	FLING 16	TriPointe	Concrete, Curb and Paving	Paving - Filing 16	Multiple	Multiple	\$ 89,215.36	\$ 4,695.55	\$ 89,215.36	Multiple	Multiple	\$ 89,215.36	TP	Multiple	\$ 89,215.36	0.00%	\$ -	100.00%	\$ 89,215.36	\$ 89,215.36	\$ 89,215.36	\$ -	\$ -	\$ -	\$ -	
17	Hard	FLING 16	TriPointe	GRC Consulting	M-F Street Sweeping	12975	02/13/23	\$ 345.00	\$ -	\$ 345.00	6408583	02/23/23	\$ 345.00	TP	02/23/23	\$ 345.00	57.04%	\$ 196.80	42.96%	\$ 148.20	\$ 148.20	\$ 148.20	\$ 37.05	\$ -	\$ 37.05	\$ 37.05	
17	Hard	FLING 16	TriPointe	MAC Electric and Lighting	TAH Filing 16 Phase 1 and 2 Str	20220527	03/27/23	\$ 85,401.76	\$ -	\$ 85,401.76	6371179	02/06/23	\$ 85,401.76	TP	02/06/23	\$ 85,401.76	0.00%	\$ -	100.00%	\$ 85,401.76	\$ 85,401.76	\$ 85,401.76	\$ -	\$ -	\$ -	\$ -	
17	Soft	FLING 17	CENTURY	Aztec Consultants	65322-10 TAH Filing No. 17 (PA	MULTIPLE	MULTIPLE	\$ 22,365.71	\$ -	\$ 22,365.71	Multiple	Multiple	\$ 22,365.71	CENTURY	02/14/23	\$ 22,365.71	61.19%	\$ 13,686.33	38.81%	\$ 8,679.38	\$ 8,679.38	\$ 8,679.38	\$ 2,169.84	\$ -	\$ 2,169.84	\$ 2,169.84	
17	Soft	FLING 17	CENTURY	City of Aurora	Civil Plans Review	698680	11/18/22	\$ 33,807.25	\$ -	\$ 33,807.25	609828	02/06/23	\$ 33,807.25	CENTURY	02/14/23	\$ 33,807.25	32.86%	\$ 11,108.46	67.14%	\$ 22,698.79	\$ 22,698.79	\$ 22,698.79	\$ 5,674.70	\$ -	\$ 5,674.70	\$ 5,674.70	
17	Hard	FLING 17	CENTURY	CTL Thompson	Soils and Foundations Investig	651690	02/08/23	\$ 12,800.00	\$ -	\$ 12,800.00	610690	02/14/23	\$ 12,800.00	CENTURY	02/14/23	\$ 12,800.00	100.00%	\$ 12,800.00	0.00%	\$ -	\$ -	\$ -	\$ -	\$ -	\$ -	\$ -	\$ -
18	Soft	FLING 04	Pulte	Contour Services	TAH Filing 8	MULTIPLE	MULTIPLE	\$ 3,437.50	\$ -	\$ 3,437.50	Multiple	Multiple	\$ 179,332.00	Pulte	Multiple	\$ -	46.99%	\$ 1,615.38	53.01%	\$ 1,822.12	\$ 2,915.39	\$ 728.85	\$ -	\$ -	\$ 728.85	\$ 728.85	
18	Hard	FLING 04	Pulte	Stormwater Risk Management	TAH: Filings 4, 5, 8, 13 - Erosio	Multiple	Multiple	\$ -	\$ -	\$ -	Vendor Stmt	Multiple	\$ -	Pulte	NA	\$ -	#DIV/0!	\$ (117.43)	#DIV/0!	\$ -	\$ -	\$ -	\$ -	\$ -	\$ -	\$ -	
18	Soft	FLING 05	Pulte	Contour Services	TAH Filing 8	MULTIPLE	MULTIPLE	\$ 3,000.00	\$ -	\$ 3,000.00	Multiple	Multiple	\$ 77,559.00	Pulte	Multiple	\$ -	45.57%	\$ 1,367.23	54.43%	\$ 1,632.77	\$ 2,177.03	\$ 544.26	\$ -	\$ -	\$ 544.26	\$ 544.26	
18	Hard	FLING 05	Pulte	Stormwater Risk Management	TAH: Filings 4, 5, 8, 13 - Erosio	Multiple	Multiple	\$ -	\$ -	\$ -	Vendor Stmt	Multiple	\$ 10,125.00	Pulte	Vendor Stmt	\$ 10,125.00	#DIV/0!	\$ (260.90)	#DIV/0!	\$ 2,600.00	\$ 5,510.61	\$ 1,377.65	\$ 1,377.65	\$ 1,377.65	\$ -	\$ -	\$ 1,377.65
18	Soft	FLING 08	Pulte	Contour Services	TAH F4, F5, F8, and F13	MULTIPLE	MULTIPLE	\$ 6,627.00	\$ -	\$ 6,627.00	Vendor Stmt	Multiple	\$ 6,627.00	Pulte	Multiple	\$ -	59.78%	\$ 3,961.91	40.22%	\$ 2,665.09	\$ 3,553.45	\$ 888.36	\$ -	\$ -	\$ 888.36	\$ 888.36	
18	Hard	FLING 08	Pulte	Stormwater Risk Management	TAH: Filings 4, 5, 8, 13 - Erosio	Multiple	Multiple	\$ 10,088.25	\$ 1,008.83	\$ 9,079.42	Vendor Stmt	Multiple	\$ 781.20	Pulte	Vendor Stmt	\$ 781.20	59.78%	\$ 5,428.08	40.22%	\$ 3,651.35	\$ 3,114.16	\$ 784.54	\$ -	\$ -	\$ 784.54	\$ 784.54	
18	Soft	FLING 10	Bridgewater	Contour Services	TAH Filing 10	MULTIPLE	MULTIPLE	\$ 9,130.00	\$ -	\$ 9,130.00	40951	01/16/23	\$ 9,130.00	BWH	Multiple	\$ 9,130.00	46.33%	\$ 4,224.97	53.67%	\$ 4,905.03	\$ 11,223.73	\$ 2,853.43	\$ -	\$ -	\$ 2,853.43	\$ 2,853.43	
18	Hard	FLING 10	Bridgewater	SRM	FLING 10 - Erosion Control	MULTIPLE	MULTIPLE	\$ 26,458.20	\$ 2,645.82	\$ 23,812.38	Multiple	Multiple	\$ 6,400.00	BWH	Vendor Stmt	\$ 6,400.00	61.33%	\$ 1,031.43	53.67%	\$ 12,780.95	\$ 2,315.46	\$ 578.87	\$ -	\$ -	\$ 578.87	\$ 578.87	
18	Soft	FLING 17	CENTURY	Aztec Consultants	65322-06 TAH Filing No. 21 (PA	MULTIPLE	MULTIPLE	\$ 6,400.00	\$ -	\$ 6,400.00	623710	03/23/23	\$ 6,400.00	CENTURY	03/23/23	\$ 6,400.00	61.33%	\$ 3,916.38	38.81%	\$ 2,483.62	\$ 2,483.62	\$ 2,483.62	\$ 620.91	\$ -	\$ 620.91	\$ 620.91	
18	Hard	FLING 17	CENTURY	CTL Thompson	Soils and Foundations Investig	656132	02/28/23	\$ 5,120.00	\$ -	\$ 5,120.00	6181635	03/09/23	\$ 5,120.00	CENTURY	03/14/23	\$ 5,120.00	100.00%	\$ 5,120.00	0.00%	\$ -	\$ -	\$ -	\$ -	\$ -	\$ -	\$ -	\$ -
19	Hard	FLING 04	Pulte	Brightview Landscape Develop	TAH Landscaping Filing Nos. 4, 5	MULTIPLE	MULTIPLE	\$ 913.41	\$ 101.49	\$ 811.92	Vendor Stmt	Multiple	\$ 913.41	Pulte	Multiple	\$ 913.41	#DIV/0!	\$ -	#DIV/0!	\$ 913.41	\$ 913.41	\$ 913.41	\$ 456.71	\$ -	\$ -	\$ 456.71	
19	Hard	FLING 04	Pulte	Stormwater Risk Management	TAH: Filings 4, 5, 8, 13 - Erosio	Multiple	Multiple	\$ -	\$ -	\$ -	Vendor Stmt	Multiple	\$ -	Pulte	AN	\$ -	#DIV/0!	\$ -	#DIV/0!	\$ -	\$ -	\$ -	\$ -	\$ -	\$ -	\$ -	
19	Hard	FLING 05	Pulte	Brightview Landscape Develop	TAH Landscaping Filing Nos. 4, 5	MULTIPLE	MULTIPLE	\$ 3,761.10	\$ 376.11	\$ 3,384.99	Vendor Stmt	Multiple	\$ 5,672.79	Pulte	Multiple	\$ 5,672.79	0.00%	\$ -	100.00%	\$ 3,384.99	\$ 5,672.79	\$ 2,836.40	\$ -	\$ -	\$ 2,836.40	\$ 2,836.40	
19	Hard	FLING 05	Pulte	Stormwater Risk Management	TAH: Filings 4, 5, 8, 13 - Erosio	Multiple	Multiple	\$ 3,980.00	\$ 442.38	\$ 3,537.62	Vendor Stmt	Multiple	\$ 3,980.00	Pulte	AN	\$ -	59.78%	\$ 2,379.70	40.22%	\$ 1,600.79	\$ 1,600.79	\$ 1,600.79	\$ 402.89	\$ -	\$ 402.89	\$ 402.89	
19	Hard	FLING 08	Pulte	Brightview Landscape Develop	TAH Landscaping Filing Nos																						

SUMMARY OF COSTS REVIEWED

VER NO	TYPE	FILING	SOURCE	VENDOR	DESCRIPTION	INV NO	INV DATE	INV AMT	RET/OCIP/DISC	FINAL INV AMT	CHK NO	PMT DATE	PMT AMT	PAYOR	DATE CLEARED	VER PMT AMT	% PRI	PRI AMT	% PUB	PUB AMT	CUR VER PUB AMT	STREETS	WATER	SANITATION	PARKS & REC	
20	Hard	FILING 04	Putte	Pro Systems	TAH Filing Nos. 4, 5, and 8 - Str	MULTIPLE	MULTIPLE	\$ -	\$ (5,591.00)	\$ 5,591.00	Vendor Stmt	MULTIPLE	\$ 5,591.00	Putte	10/26/22	\$ 5,591.00	0.00%	\$ -	100.00%	\$ 5,591.00	\$ 5,591.00	\$ 5,591.00	\$ -	\$ -	\$ -	
20	Soft	FILING 05	Putte	Aztec Consultants	164721-02 Aurora Highlands Fil	MULTIPLE	MULTIPLE	\$ 521.70	\$ -	\$ 521.70	Vendor Stmt	MULTIPLE	\$ 521.70	Putte	Multiple	\$ 5,519.84	69.96%	\$ 364.97	30.04%	\$ 156.72	\$ 496.05	\$ 153.40	\$ 94.63	\$ 94.63	\$ 153.40	
20	Hard	FILING 05	Putte	Brightview Landscape Develop	TAH Landscaping Filing Nos. 4, 5	MULTIPLE	MULTIPLE	\$ 1,393.00	\$ -	\$ 1,393.00	Vendor Stmt	MULTIPLE	\$ 1,393.00	Putte	Multiple	\$ 2,507.40	0.00%	\$ -	100.00%	\$ 1,393.00	\$ 2,507.40	\$ 1,393.00	\$ -	\$ -	\$ -	\$ 1,393.00
20	Soft	FILING 05	Putte	Contour Services	TAH F4, F5, F6, and F13	MULTIPLE	MULTIPLE	\$ 4,636.67	\$ -	\$ 4,636.67	Vendor Stmt	MULTIPLE	\$ 4,636.67	Putte	Multiple	\$ 2,302.58	50.34%	\$ 2,334.09	50.34%	\$ 2,334.09	\$ 2,334.09	\$ 2,334.09	\$ 583.52	\$ 583.52	\$ -	\$ 583.52
20	Hard	FILING 05	Putte	Martin Marietta	TAH: Filing 4, 5, 8, 13 Paving	NA	NA	\$ -	\$ -	\$ -	Vendor Stmt	MULTIPLE	\$ -	Putte	Multiple	\$ -	0.00%	\$ -	100.00%	\$ -	\$ 39,292.50	\$ 39,292.50	\$ -	\$ -	\$ -	
20	Hard	FILING 05	Putte	Nelson Pipeline	TAH: Filing 4, 5, 8, 13 - Infrastr	MULTIPLE	MULTIPLE	\$ -	\$ (44.50)	\$ (44.50)	Vendor Stmt	MULTIPLE	\$ 157,179.10	Putte	Vendor Stmt	\$ (44.50)	100.00%	\$ (1,022.67)	100.00%	\$ 978.17	\$ 978.17	\$ 665.42	\$ -	\$ -	\$ 312.75	
20	Hard	FILING 05	Putte	Pro Systems	TAH Filing Nos. 4, 5, and 8 - Str	MULTIPLE	MULTIPLE	\$ -	\$ (16,115.00)	\$ 16,115.00	Vendor Stmt	MULTIPLE	\$ 16,115.00	Putte	10/26/22	\$ 16,115.00	0.00%	\$ -	100.00%	\$ 16,115.00	\$ 16,115.00	\$ 16,115.00	\$ -	\$ -	\$ -	
20	Hard	FILING 05	Putte	Three Sons Construction	TAH: Filing 4, 5, 8, 13 Paving	MULTIPLE	MULTIPLE	\$ 1,003.80	\$ -	\$ 23,614.51	Vendor Stmt	MULTIPLE	\$ 23,614.51	Putte	Multiple	\$ 23,614.51	0.00%	\$ -	100.00%	\$ 23,614.51	\$ 23,614.51	\$ 23,614.51	\$ -	\$ -	\$ -	
20	Soft	FILING 08	Putte	Aztec Consultants	164721-02 Aurora Highlands Fil	MULTIPLE	MULTIPLE	\$ 1,264.62	\$ -	\$ 1,264.62	Vendor Stmt	MULTIPLE	\$ 3,684.17	Putte	Multiple	\$ 3,684.17	69.96%	\$ 884.71	30.04%	\$ 379.91	\$ 1,202.46	\$ 371.85	\$ 229.38	\$ 229.38	\$ 371.85	
20	Hard	FILING 08	Putte	Brightview Landscape Develop	TAH Landscaping Filing Nos. 4, 5	MULTIPLE	MULTIPLE	\$ 2,374.56	\$ 237.46	\$ 2,137.10	Vendor Stmt	MULTIPLE	\$ 3,205.66	Putte	Multiple	\$ 3,205.66	0.00%	\$ -	100.00%	\$ 2,137.10	\$ 3,205.66	\$ 1,602.63	\$ -	\$ -	\$ 1,602.63	
20	Soft	FILING 08	Putte	Contour Services	TAH F4, F5, F6, and F13	MULTIPLE	MULTIPLE	\$ 1,427.67	\$ -	\$ 1,427.67	Vendor Stmt	MULTIPLE	\$ 1,427.67	Putte	Multiple	\$ 36.85%	\$ 526.20	63.14%	\$ 901.47	\$ 901.47	\$ 225.37	\$ 225.37	\$ -	\$ -	\$ 225.37	
20	Hard	FILING 08	Putte	Martin Marietta	TAH: Filing 4, 5, 8, 13 Paving	NA	NA	\$ -	\$ (3,347.02)	\$ 3,347.02	Vendor Stmt	MULTIPLE	\$ 3,347.02	Putte	Multiple	\$ 3,347.02	0.00%	\$ -	100.00%	\$ 3,347.02	\$ 130,079.02	\$ 130,079.02	\$ -	\$ -	\$ -	
20	Hard	FILING 08	Putte	Nelson Pipeline	TAH: Filing 4, 5, 8, 13 - Infrastr	MULTIPLE	MULTIPLE	\$ 19,230.00	\$ (112,907.15)	\$ 132,137.15	Vendor Stmt	MULTIPLE	\$ 157,180.10	Putte	Vendor Stmt	\$ 112,907.15	100.00%	\$ 35,634.89	100.00%	\$ 96,502.26	\$ 96,502.26	\$ 24,911.43	\$ 46,262.76	\$ 24,911.43	\$ 937.76	
20	Hard	FILING 08	Putte	Precise Striping	TAH Pute Homes - Filing 4, 5,	MULTIPLE	MULTIPLE	\$ -	\$ -	\$ 9,525.00	Vendor Stmt	05/31/23	\$ 9,525.00	Putte	Vendor Stmt	\$ 9,525.00	0.00%	\$ -	100.00%	\$ 9,525.00	\$ 9,525.00	\$ 9,525.00	\$ -	\$ -	\$ -	
20	Hard	FILING 08	Putte	Pro Systems	TAH Filing Nos. 4, 5, and 8 - Str	MULTIPLE	MULTIPLE	\$ -	\$ (47,734.50)	\$ 47,734.50	Vendor Stmt	MULTIPLE	\$ 47,734.50	Putte	10/26/22	\$ 47,734.50	0.00%	\$ -	100.00%	\$ 47,734.50	\$ 23,867.25	\$ 23,867.25	\$ -	\$ -	\$ -	
20	Hard	FILING 08	Putte	Stormwater Risk Management	TAH: Filing 4, 5, 8, 13 - Erosion	MULTIPLE	MULTIPLE	\$ 16,137.50	\$ -	\$ 14,523.75	Vendor Stmt	MULTIPLE	\$ -	Putte	Vendor Stmt	\$ -	59.78%	\$ 8,682.94	40.22%	\$ 5,840.81	\$ -	\$ -	\$ -	\$ -	\$ -	
20	Hard	FILING 08	Putte	Three Sons Construction	TAH: Filing 4, 5, 8, 13 Paving	MULTIPLE	MULTIPLE	\$ 3,660.20	\$ (56,012.80)	\$ 59,673.00	Vendor Stmt	MULTIPLE	\$ 59,673.00	Putte	Multiple	\$ 59,673.00	0.00%	\$ -	100.00%	\$ 5,840.81	\$ 56,012.80	\$ -	\$ -	\$ -	\$ -	
20	Hard	FILING 08	Putte	Three Sons Construction	TAH: Filing 4, 5, 8, 13 Paving	MULTIPLE	MULTIPLE	\$ 30.00	\$ (107,724.59)	\$ 107,724.59	Vendor Stmt	MULTIPLE	\$ 107,724.59	Putte	Multiple	\$ 107,724.59	0.00%	\$ -	100.00%	\$ 107,724.59	\$ 107,724.59	\$ 107,724.59	\$ -	\$ -	\$ -	
20	Soft	FILING 10	Bridgewater	Aztec Consultants	171521-01 Aurora Highlands Fil	MULTIPLE	MULTIPLE	\$ 27,562.58	\$ -	\$ 27,562.58	Multiple	MULTIPLE	\$ 8,154.00	BWH	04/28/22	\$ 8,154.00	71.34%	\$ 19,663.96	28.66%	\$ 7,898.63	\$ 7,372.05	\$ 1,843.01	\$ 1,843.01	\$ 1,843.01	\$ 1,843.01	
20	Soft	FILING 10	Bridgewater	Contour Services	TAH Filing 10	1106-22	05/25/23	\$ 3,040.00	\$ -	\$ 3,040.00	Vendor Statement	05/20/23	\$ 3,040.00	BWH	05/20/23	\$ 3,040.00	46.33%	\$ 1,408.32	53.67%	\$ 1,631.68	\$ 1,631.68	\$ 407.92	\$ 407.92	\$ -	\$ -	
20	Soft	FILING 13	Putte	Aztec Consultants	164721-02 Aurora Highlands Fil	MULTIPLE	MULTIPLE	\$ 71.94	\$ -	\$ 71.94	Vendor Stmt	MULTIPLE	\$ 209.57	Putte	Multiple	\$ 209.57	69.96%	\$ 50.33	30.04%	\$ 21.61	\$ 68.40	\$ 21.15	\$ 13.05	\$ 13.05	\$ 21.15	
20	Hard	FILING 15	TM	AG Wassenaar	206125 Aurora Highlands PA 52	INV005274	03/31/23	\$ 16,900.00	\$ -	\$ 16,900.00	ETS4942	05/08/23	\$ 16,900.00	TM	05/28/23	\$ 16,900.00	57.04%	\$ 9,640.37	42.96%	\$ 7,259.63	\$ 7,259.63	\$ 1,814.91	\$ 1,814.91	\$ 1,814.91	\$ 1,814.91	
20	Soft	FILING 15	TM	Aztec Consultants	33821-03 Aurora Highlands Fil	144376	04/05/23	\$ 20,446.13	\$ -	\$ 20,446.13	ET054943	05/08/23	\$ 20,446.13	TM	05/08/23	\$ 20,446.13	25.90%	\$ 5,294.88	74.10%	\$ 15,151.25	\$ 13,383.25	\$ 11,792.05	\$ 1,591.20	\$ -	\$ -	
20	Soft	FILING 15	TM	Norris Design	The Aurora Highlands Filing 15	MULTIPLE	MULTIPLE	\$ -	\$ -	\$ -	MULTIPLE	MULTIPLE	\$ 5,420.00	TM	MULTIPLE	\$ 5,420.00	0.00%	\$ -	100.00%	\$ 5,420.00	\$ 5,420.00	\$ 1,355.00	\$ 1,355.00	\$ 1,355.00	\$ 1,355.00	
21	Soft	FILING 08	Putte	Aztec Consultants	164721-02 Aurora Highlands Fil	MULTIPLE	MULTIPLE	\$ 37.58	\$ -	\$ 37.58	Vendor Stmt	MULTIPLE	\$ 138.90	Putte	Multiple	\$ 138.90	0.00%	\$ -	100.00%	\$ 37.58	\$ 138.90	\$ 37.58	\$ -	\$ -	\$ -	
21	Soft	FILING 05	Putte	Aztec Consultants	164721-02 Aurora Highlands Fil	MULTIPLE	MULTIPLE	\$ 141.05	\$ -	\$ 141.05	Vendor Stmt	MULTIPLE	\$ 521.70	Putte	Multiple	\$ 521.70	0.00%	\$ -	100.00%	\$ 141.05	\$ 156.72	\$ -	\$ -	\$ -	\$ 156.72	
21	Soft	FILING 08	Putte	Aztec Consultants	164721-02 Aurora Highlands Fil	MULTIPLE	MULTIPLE	\$ 341.92	\$ -	\$ 341.92	Vendor Stmt	MULTIPLE	\$ 1,264.62	Putte	Multiple	\$ 1,264.62	0.00%	\$ -	100.00%	\$ 341.92	\$ 379.91	\$ -	\$ -	\$ -	\$ 379.91	
21	Hard	FILING 10	Bridgewater	SRM	FILING 10 - Erosion Control	MULTIPLE	MULTIPLE	\$ 24,381.75	\$ 2,438.18	\$ 21,943.58	Multiple	MULTIPLE	\$ 42,458.85	BWH	06/20/23	\$ 42,458.85	46.33%	\$ 10,165.68	53.67%	\$ 11,777.90	\$ 20,510.26	\$ 5,127.56	\$ 5,127.56	\$ 5,127.56	\$ 5,127.56	
21	Soft	FILING 13	Putte	Aztec Consultants	164721-02 Aurora Highlands Fil	MULTIPLE	MULTIPLE	\$ 19.45	\$ -	\$ 19.45	Vendor Stmt	MULTIPLE	\$ 71.94	Putte	Multiple	\$ 71.94	0.00%	\$ -	100.00%	\$ 19.45	\$ 21.61	\$ -	\$ -	\$ -	\$ 21.61	
21	Hard	FILING 14	RAH	Alpine Civil Construction	Aurora Highlands CSP-3	MULTIPLE	MULTIPLE	\$ 1,042,142.22	\$ 104,214.22	\$ 937,927.96	Multiple	MULTIPLE	\$ 937,927.96	RAH	Multiple	\$ 937,927.96	0.00%	\$ -	100.00%	\$ 937,927.96	\$ 937,927.96	\$ 934,957.96	\$ -	\$ -	\$ 934,957.96	
21	Soft	FILING 14	RAH	Aztec Consultants	24422-52 Aurora Highlands Fil	MULTIPLE	MULTIPLE	\$ 25,226.38	\$ -	\$ 25,226.38	Multiple	MULTIPLE	\$ 54,284.92	RAH	Multiple	\$ 54,284.92	46.37%	\$ 12,300.80	53.63%	\$ 14,225.58	\$ 20,618.70	\$ 8,886.05	\$ 3,950.55	\$ 6,457.55	\$ 1,324.55	
21	Soft	FILING 14	RAH	B & J Insulating	Undated Log Mix	MULTIPLE	MULTIPLE	\$ 11,726.00	\$ -	\$ 11,726.00	RAH	04/11/23	\$ 11,726.00	RAH	04/11/23	\$ 11,726.00	100.00%	\$ -	100.00%	\$ 11,726.00	\$ 11,726.00	\$ 11,726.00	\$ -	\$ -	\$ -	
21	Soft	FILING 14	RAH	City of Aurora	TAH Filing 14 Tap Fee	711631	06/21/23	\$ 3,646.00	\$ -	\$ 3,646.00	06/23/23	\$ 3,646.00	RAH	07/05/23	\$ 3,646.00	0.00%	\$ -	100.00%	\$ 3,646.00	\$ 3,646.00	\$ 3,646.00	\$ -	\$ -	\$ -	\$ 3,646.00	
21	Soft	FILING 14	RAH	City of Aurora	TAH Filing 14 Water Service (M	711357	04/26/23	\$ 9,450.00	\$ -	\$ 9,450.00	1155622	04/27/23	\$ 9,450.00	RAH	05/09/23	\$ 9,450.00	100.00%	\$ 9,450.00	0.00%	\$ -	\$ -	\$ -	\$ -	\$ -	\$ -	\$ 20,540.22
21	Soft	FILING 14	RAH	Liberty Infrastructure LLC	THE AURORA HIGHLANDS - FIL	MULTIPLE	MULTIPLE	\$ 1,522,258.09	\$ 114,001.91	\$ 1,408,256.18	Multiple	MULTIPLE	\$ 1,649,575.80	RAH	Multiple	\$ 1,649,575.80	4.06%	\$ 57,200.43	95.94%	\$ 1,351,055.76	\$ 1,572,323.61	\$ 751,227.75	\$ 636,114.51	\$ 164,441.13	\$ 20,540.22	
21	Hard	FILING 14	RAH	Xcel Energy	TAH Filing 14 Ph 3 Electric	CR-13260834	03/07/23	\$ 434,875.05	\$ -	\$ 434,875.05	1154662	03/27/23	\$ 434,875.05	RAH	04/04/23	\$ 434,875.05	100.00%	\$ 434,875.05	0.00%	\$ -	\$ -	\$ -	\$ -	\$ -	\$ -	\$ -
21	Hard	FILING 16	TriPointe	AG Wassenaar	213279 TAH FILING 16 Geotext	INV005609	04/30/23	\$ 10,565.00	\$ -	\$ 10,565.00	6610305	05/18/23	\$ 10,565.00	TP	05/18/23	\$ 10,565.00	13.49%	\$ 1,425.73	86.51%	\$ 9,139.27	\$ 9,139.27	\$ 9,139.27	\$ -	\$ -	\$ -	
21	Hard	FILING 16	TriPointe	AG Wassenaar	213279 TAH FILING 16 Geotext	INV007937	05/11/23	\$ 6,095.00	\$ -	\$ 6,095.00	6700950	06/28/23	\$ 6,095.00	TP	06/28/23	\$ 6,095.00	21.69%	\$ 1,321.70	78.31%	\$ 4,773.30	\$ 4,773.30	\$ 4,773.30	\$ -	\$ -	\$ -	
21	Soft	FILING 16	TriPointe	Aztec Consultants	164721-01 TAH Filing 16	MULTIPLE	MULTIPLE	\$ 17,335.80	\$ -	\$ 17,335.80	Multiple	MULTIPLE	\$ 17,335.80	TP	Multiple	\$ 17,335.80	89.85%	\$ 30,217.79	10.15%	\$ 6,930.06	\$ 6,930.06	\$ 6,930.06	\$ 630.06	\$ 1,370.00	\$ 1,370.00	
21	Soft	FILING 16	TriPointe	City of Aurora	Stormwater Quality Discharge	646503	06/28/21	\$ 63,910.00	\$ -	\$ 63,910.00	4718200	09/13/21	\$ 63,910.00	TP	09/13/21	\$ 63,910.00	15.00%	\$ 9,586.50	85.00%	\$ 54,323.50	\$ 54,323.50	\$ 13,580.88	\$ 13,580.88	\$ 13,580.88	\$ 13,580.88	
21	Soft	FILING 16	TriPointe	CMS Environmental Solutions	TAH Filing 16 Erosion Control	150721	05/01/23	\$ 625.00	\$ -	\$ 625.00	6583810</															

SUMMARY OF COSTS REVIEWED

VER NO	TYPE	FLING	SOURCE	VENDOR	DESCRIPTION	INV NO	INV DATE	INV AMT	RET/OCIP/DISC	FINAL INV AMT	CHK NO	PMT DATE	PMT AMT	PAYOR	DATE CLEARED	VER PMT AMT	% PRI	PRI AMT	% PUB	PUB AMT	CUR VER PUB AMT	STREETS	WATER	SANITATION	PARKS & REC
22	Hard	FLING 16	TriPointe	Pase	22TP023 - Aurora Highlands Fil	37608	02/28/23	\$ 33,782.20	\$ -	\$ 33,782.20	6756248	07/18/23	\$ 33,782.20	TP	07/18/23	\$ 33,782.20	61.19%	\$ 20,672.47	38.81%	\$ 13,109.73	\$ 13,109.73	\$ 3,277.43	\$ 3,277.43	\$ 3,277.43	\$ 3,277.43
22	Hard	FLING 16	TriPointe	Xcel Energy	New Electric Distribution	CR-071323	07/13/23	\$ 175,802.00	\$ -	\$ 175,802.00	6745164	07/13/23	\$ 175,802.00	TP	07/13/23	\$ 175,802.00	100.00%	\$ 175,802.00	0.00%	\$ -	\$ -	\$ -	\$ -	\$ -	\$ -
22	Soft	FLING 17	CENTURY	Aztec Consultants	65322-06 TAH Filing No. 21 (PA	14541	06/27/23	\$ 4,800.00	\$ -	\$ 4,800.00	653594	07/21/23	\$ 4,800.00	CENTURY	07/21/23	\$ 4,800.00	61.19%	\$ 2,936.16	38.81%	\$ 1,863.84	\$ 1,863.84	\$ 82.46	\$ 82.46	\$ 82.46	\$ 82.46
22	Soft	FLING 17	CENTURY	Aztec Consultants	65322-10 TAH Filing No. 17 (PA	148045	06/29/23	\$ 4,260.00	\$ -	\$ 4,260.00	653594	07/21/23	\$ 4,260.00	CENTURY	07/21/23	\$ 4,260.00	61.19%	\$ 2,606.84	38.81%	\$ 1,653.16	\$ 1,653.16	\$ 413.29	\$ 413.29	\$ 413.29	\$ 413.29
22	Hard	FLING 17	CENTURY	CTL Thompson	Aurora Highlands PA70 (Filing	MULTIPLE	MULTIPLE	\$ 25,600.00	\$ -	\$ 25,600.00	MULTIPLE	08/01/23	\$ 25,600.00	CENTURY	08/01/23	\$ 25,600.00	61.19%	\$ 15,665.50	38.81%	\$ 9,934.50	\$ 9,934.50	\$ 2,483.62	\$ 2,483.62	\$ 2,483.62	\$ 2,483.62
22	Soft	FLING 21	CENTURY	City of Aurora	Civil Plans Review	718007	06/23/23	\$ 39,780.00	\$ -	\$ 39,780.00	649558	06/27/23	\$ 39,780.00	CENTURY	07/06/23	\$ 39,780.00	15.00%	\$ 5,967.00	85.00%	\$ 33,813.00	\$ 33,813.00	\$ 8,453.25	\$ 8,453.25	\$ 8,453.25	\$ 8,453.25
23	Hard	FLING 04	Putte	Brightview Landscape Develop	TAH Landscaping Filing Nos. 4	MULTIPLE	MULTIPLE	\$ 298.50	\$ 29.85	\$ 268.65	Vendor Stmt	MULTIPLE	\$ 2,257.57	Putte	MULTIPLE	\$ 6,257.57	0.00%	\$ -	100.00%	\$ 6,257.57	\$ 6,257.57	\$ 3,128.79	\$ 3,128.79	\$ -	\$ -
23	Hard	FLING 04	Putte	Stormwater Risk Management	TAH: Filings 4, 5, 8, 13 - Erosion	MULTIPLE	MULTIPLE	\$ 1,560.00	\$ -	\$ 1,560.00	Vendor Stmt	MULTIPLE	\$ 1,404.00	Putte	Vendor Stmt	\$ 1,404.00	59.78%	\$ 839.37	40.22%	\$ 564.63	\$ 564.63	\$ 170.51	\$ 170.51	\$ -	\$ -
23	Hard	FLING 05	Putte	Brightview Landscape Develop	TAH Landscaping Filing Nos. 4	MULTIPLE	MULTIPLE	\$ (3,058.92)	\$ (305.89)	\$ (2,753.03)	Vendor Stmt	MULTIPLE	\$ 4,628.70	Putte	MULTIPLE	\$ 4,628.70	0.00%	\$ -	100.00%	\$ (2,753.03)	\$ (2,753.03)	\$ 2,345.35	\$ 2,345.35	\$ -	\$ -
23	Hard	FLING 05	Putte	Stormwater Risk Management	TAH: Filings 4, 5, 8, 13 - Erosion	MULTIPLE	MULTIPLE	\$ 1,560.00	\$ -	\$ 1,560.00	Vendor Stmt	MULTIPLE	\$ 1,404.00	Putte	Vendor Stmt	\$ 1,404.00	59.78%	\$ 839.37	40.22%	\$ 564.63	\$ 564.63	\$ 206.38	\$ 206.38	\$ -	\$ -
23	Hard	FLING 08	Putte	Stormwater Risk Management	TAH: Filings 4, 5, 8, 13 - Erosion	MULTIPLE	MULTIPLE	\$ 1,560.00	\$ -	\$ 1,560.00	Vendor Stmt	MULTIPLE	\$ 1,277.65	Putte	Vendor Stmt	\$ 1,277.65	59.78%	\$ 778.65	40.22%	\$ 498.99	\$ 498.99	\$ 1,285.66	\$ 1,285.66	\$ -	\$ -
23	Soft	FLING 10	Bridgewater	Contour Services	TAH Filing 10	1106-25	08/25/23	\$ 4,560.00	\$ -	\$ 4,560.00	Vendor Stmt	08/25/23	\$ 1,520.00	BWH	08/25/23	\$ 1,520.00	46.33%	\$ 2,112.49	53.67%	\$ 2,447.51	\$ 2,447.51	\$ 203.96	\$ 203.96	\$ 203.96	\$ 203.96
23	Hard	FLING 10	Bridgewater	SRM	FLING 10 - Erosion Control	MULTIPLE	MULTIPLE	\$ 21,356.25	\$ 2,135.63	\$ 19,220.63	MULTIPLE	MULTIPLE	\$ 12,712.86	BWH	07/24/23	\$ 12,712.86	46.33%	\$ 8,904.23	53.67%	\$ 10,316.39	\$ 10,316.39	\$ 3,178.22	\$ 3,178.22	\$ 3,178.22	\$ 3,178.22
23	Hard	FLING 15	TM	AG Wassenaar	206125 - Aurora Highlands PA 5	INV007932	05/31/23	\$ 21,055.00	\$ -	\$ 21,055.00	ET056125	07/31/23	\$ 21,055.00	TM	07/31/23	\$ 21,055.00	26.08%	\$ 5,491.14	73.92%	\$ 15,563.86	\$ 15,563.86	\$ 3,890.96	\$ 3,890.96	\$ 3,890.96	\$ 3,890.96
23	Soft	FLING 15	TM	Aztec Consultants	33821-03 Aurora Highlands Fil	MULTIPLE	MULTIPLE	\$ 5,124.20	\$ -	\$ 5,124.20	MULTIPLE	MULTIPLE	\$ 15,675.23	TM	MULTIPLE	\$ 15,675.23	85.95%	\$ 4,404.00	14.05%	\$ 720.20	\$ 720.20	\$ 2,191.60	\$ 2,191.60	\$ 994.50	\$ 994.50
23	Hard	FLING 15	TM	Blue Tec	General Erosion Control	23549	07/06/23	\$ 10,478.94	\$ -	\$ 10,478.94	45535	07/31/23	\$ 10,478.94	TM	08/01/23	\$ 10,478.94	57.04%	\$ 5,977.56	42.96%	\$ 4,501.38	\$ 4,501.38	\$ 1,125.34	\$ 1,125.34	\$ 1,125.34	\$ 1,125.34
23	Hard	FLING 15	TM	Blue Tec	General Erosion Control	23899	08/08/23	\$ 3,078.13	\$ -	\$ 3,078.13	45833	08/28/23	\$ 3,078.13	TM	09/01/23	\$ 3,078.13	57.04%	\$ 1,755.88	42.96%	\$ 1,322.25	\$ 1,322.25	\$ 330.56	\$ 330.56	\$ 330.56	\$ 330.56
23	Hard	FLING 15	TM	Blue Tec	General Erosion Control	23851	08/02/23	\$ 4,747.10	\$ -	\$ 4,747.10	45833	08/28/23	\$ 4,747.10	TM	09/01/23	\$ 4,747.10	57.04%	\$ 2,707.92	42.96%	\$ 2,039.18	\$ 2,039.18	\$ 509.80	\$ 509.80	\$ 509.80	\$ 509.80
23	Hard	FLING 15	TM	Blue Tec	General Erosion Control - Land	23813	08/01/23	\$ 5,223.13	\$ -	\$ 5,223.13	45833	08/28/23	\$ 5,223.13	TM	09/01/23	\$ 5,223.13	0.00%	\$ -	100.00%	\$ 5,223.13	\$ 5,223.13	\$ 2,611.57	\$ 2,611.57	\$ -	\$ -
23	Soft	FLING 15	TM	Norris Design	The Aurora Highlands Filing 15	MULTIPLE	MULTIPLE	\$ -	\$ -	\$ -	MULTIPLE	MULTIPLE	\$ 431.25	TM	MULTIPLE	\$ 431.25	-100.00%	\$ -	-200.00%	\$ -	\$ -	\$ 107.81	\$ 107.81	\$ 107.81	\$ 107.81
23	Soft	FLING 17	CENTURY	Aztec Consultants	Lot Matrix (97 Lots)	145103	04/24/23	\$ 4,365.00	\$ -	\$ 4,365.00	669451	09/07/23	\$ 4,365.00	Century	09/11/23	\$ 4,365.00	100.00%	\$ 4,365.00	0.00%	\$ -	\$ -	\$ -	\$ -	\$ -	\$ -
23	Soft	FLING 17	CENTURY	Aztec Consultants	65322-06 TAH Filing No. 21 (PA	150172	08/17/23	\$ 2,520.00	\$ -	\$ 2,520.00	669451	09/04/23	\$ 2,520.00	CENTURY	09/11/23	\$ 2,520.00	61.19%	\$ 1,542.07	38.81%	\$ 977.93	\$ 977.93	\$ 244.48	\$ 244.48	\$ 244.48	\$ 244.48
23	Hard	FLING 17	CENTURY	Three Sons Construction	Filing 17 Infrastructure	Pay Apps 1 and 2	08/25/23	\$ 991,821.20	\$ -	\$ 991,821.20	669480	09/07/23	\$ 902,557.30	CENTURY	09/11/23	\$ 902,557.30	2.44%	\$ 22,050.60	97.56%	\$ 880,507.24	\$ 880,507.24	\$ 35,791.82	\$ 35,791.82	\$ 574,931.65	\$ 574,931.65
23	Hard	FLING 04	Putte	Brightview Landscape Develop	TAH Landscaping Filing Nos. 4	MULTIPLE	MULTIPLE	\$ (10,488.91)	\$ -	\$ (10,488.91)	Vendor Stmt	MULTIPLE	\$ 107.46	Putte	MULTIPLE	\$ 10,488.91	0.00%	\$ -	100.00%	\$ 10,488.91	\$ 10,488.91	\$ 107.46	\$ 107.46	\$ 53.73	\$ 53.73
23	Soft	FLING 05	Putte	Contour Services	TAH F4, F5, F8, and F13	MULTIPLE	MULTIPLE	\$ 1,207.92	\$ -	\$ 1,207.92	Vendor Stmt	MULTIPLE	\$ 1,207.92	Putte	MULTIPLE	\$ 1,207.92	0.00%	\$ -	100.00%	\$ 1,207.92	\$ 1,207.92	\$ 934.59	\$ 934.59	\$ 934.59	\$ 934.59
24	Hard	FLING 05	Putte	Brightview Landscape Develop	TAH Landscaping Filing Nos. 4	MULTIPLE	MULTIPLE	\$ (22,488.30)	\$ -	\$ (22,488.30)	Vendor Stmt	MULTIPLE	\$ 14,423.32	Putte	MULTIPLE	\$ 14,423.32	0.00%	\$ -	100.00%	\$ 22,488.30	\$ 22,488.30	\$ 14,423.32	\$ 14,423.32	\$ 7,211.66	\$ 7,211.66
24	Soft	FLING 05	Putte	Contour Services	TAH F4, F5, F8, and F13	MULTIPLE	MULTIPLE	\$ 1,207.92	\$ -	\$ 1,207.92	Vendor Stmt	MULTIPLE	\$ 1,207.92	Putte	MULTIPLE	\$ 1,207.92	50.78%	\$ 613.43	49.22%	\$ 594.49	\$ 594.49	\$ 794.95	\$ 794.95	\$ 794.95	\$ 794.95
24	Hard	FLING 08	Putte	Brightview Landscape Develop	TAH Landscaping Filing Nos. 4	MULTIPLE	MULTIPLE	\$ (13,211.20)	\$ -	\$ (13,211.20)	Vendor Stmt	MULTIPLE	\$ 3,205.66	Putte	MULTIPLE	\$ 3,205.66	0.00%	\$ -	100.00%	\$ 13,211.20	\$ 13,211.20	\$ 3,205.66	\$ 3,205.66	\$ 1,602.83	\$ 1,602.83
24	Soft	FLING 08	Putte	Contour Services	TAH F4, F5, F8, and F13	MULTIPLE	MULTIPLE	\$ 1,207.92	\$ -	\$ 1,207.92	Vendor Stmt	MULTIPLE	\$ 1,207.92	Putte	MULTIPLE	\$ 1,207.92	50.78%	\$ 613.43	49.22%	\$ 594.49	\$ 594.49	\$ 780.90	\$ 780.90	\$ 780.90	\$ 780.90
24	Hard	FLING 14	RAH	AG Wassenaar	222509F - Aurora Highlands Fil	INV009052	06/30/23	\$ 5,840.00	\$ -	\$ 5,840.00	74898	08/31/23	\$ 5,840.00	RAH	09/05/23	\$ 5,840.00	0.00%	\$ -	100.00%	\$ 5,840.00	\$ 5,840.00	\$ 5,840.00	\$ 5,840.00	\$ -	\$ -
24	Hard	FLING 14	RAH	AG Wassenaar	222509F - Aurora Highlands Fil	INV010292	07/13/23	\$ 5,150.00	\$ -	\$ 5,150.00	74898	08/31/23	\$ 5,150.00	RAH	09/05/23	\$ 5,150.00	0.00%	\$ -	100.00%	\$ 5,150.00	\$ 5,150.00	\$ 5,150.00	\$ 5,150.00	\$ -	\$ -
24	Hard	FLING 14	RAH	Alpine Civil Construction	Aurora Highlands CSP 3	MULTIPLE	MULTIPLE	\$ 32,281.99	\$ -	\$ 32,281.99	MULTIPLE	MULTIPLE	\$ 290,538.35	RAH	MULTIPLE	\$ 290,538.35	15.77%	\$ 45,820.85	84.23%	\$ 244,717.50	\$ 244,717.50	\$ 244,717.50	\$ 244,717.50	\$ 409.50	\$ 409.50
24	Soft	FLING 14	RAH	Aztec Consultants	21421-52 Aurora Highlands Fil	MULTIPLE	MULTIPLE	\$ 23,198.73	\$ -	\$ 23,198.73	MULTIPLE	MULTIPLE	\$ 13,411.44	RAH	MULTIPLE	\$ 13,411.44	58.12%	\$ 13,482.36	41.88%	\$ 9,716.37	\$ 9,716.37	\$ 2,871.08	\$ 2,871.08	\$ 409.50	\$ 409.50
24	Soft	FLING 14	RAH	B & J Surveying	Updated Lot Matrix	371339	07/10/23	\$ 11,736.00	\$ -	\$ 11,736.00	72663	07/28/23	\$ 11,736.00	RAH	08/01/23	\$ 11,736.00	100.00%	\$ 11,736.00	0.00%	\$ -	\$ -	\$ -	\$ -	\$ -	\$ -
24	Soft	FLING 14	RAH	B & J Surveying	Updated Lot Matrix and New H	371348	07/10/23	\$ 13,300.00	\$ -	\$ 13,300.00	72663	07/28/23	\$ 13,300.00	RAH	08/01/23	\$ 13,300.00	100.00%	\$ 13,300.00	0.00%	\$ -	\$ -	\$ -	\$ -	\$ -	\$ -
24	Hard	FLING 14	RAH	Bernas Construction	Aurora Highlands Filing 14 - CS	MULTIPLE	MULTIPLE	\$ (103,554.25)	\$ -	\$ (103,554.25)	MULTIPLE	MULTIPLE	\$ 103,554.25	RAH	MULTIPLE	\$ 103,554.25	60.55%	\$ 62,699.59	39.45%	\$ 40,854.75	\$ 40,854.75	\$ 10,213.69	\$ 10,213.69	\$ 10,213.69	\$ 10,213.69
24	Hard	FLING 14	RAH	Clear Creek Civil	2023-10 Aurora Highlands Filing	2536	08/01/23	\$ 5,051.80	\$ -	\$ 5,051.80	74905	08/31/23	\$ 5,051.80	RAH	09/05/23	\$ 5,051.80	58.54%	\$ 2,957.38	41.46%	\$ 2,094.42	\$ 2,094.42	\$ 523.61	\$ 523.61	\$ 523.61	\$ 523.61
24	Hard	FLING 14	RAH	Clear Creek Civil	2023-10 Aurora Highlands Filing	2508	06/23/23	\$ 35,031.45	\$ -	\$ 35,031.45	72668	07/28/23	\$ 35,031.45	RAH	08/01/23	\$ 35,031.45	58.54%	\$ 20,507.79	41.46%	\$ 14,523.66	\$ 14,523.66	\$ 3,630.91	\$ 3,630.91	\$ 3,630.91	\$ 3,630.91
24	Hard	FLING 14	RAH	Clear Creek Civil	2023-10 Aurora Highlands Filing	2517	07/26/23	\$ 11,143.19	\$ -	\$ 11,143.19	72668	07/28/23	\$ 11,143.19	RAH	08/01/23	\$ 11,143.19	58.54%	\$ 6,5							

SUMMARY OF COSTS REVIEWED

VER NO	TYPE	FILING	SOURCE	VENDOR	DESCRIPTION	INV NO	INV DATE	INV AMT	RET/OCIP/DISC	FINAL INV AMT	CHK NO	PMT DATE	PMT AMT	PAYOR	DATE CLEARED	VER PMT AMT	% PRI	PRI AMT	% PUB	PUB AMT	CUR VER PUB AMT	STREETS	WATER	SANITATION	PARKS & REC		
26	Hard	FILING 15	TM	Blue Tec	General Erosion Control	24216	09/07/23	\$ 2,069.86	-	\$ 2,069.86	46417	01/01/24	\$ 2,069.86	TM	01/15/23	\$ 2,069.86	57.04%	\$ 1,180.72	42.96%	\$ 889.14	\$ 889.14	\$ 222.28	\$ 222.28	\$ 222.28	\$ 222.28		
26	Hard	FILING 15	TM	Blue Tec	General Erosion Control	24441	09/26/23	\$ 5,465.70	-	\$ 5,465.70	Vendor Stmt	Multiple	\$ 5,465.70	TM	12/14/23	\$ 5,465.70	57.04%	\$ 3,117.83	42.96%	\$ 2,347.87	\$ 2,347.87	\$ 586.97	\$ 586.97	\$ 586.97	\$ 586.97		
26	Hard	FILING 15	TM	Concrete Curb and Paving	Filing 15 Curb and Gutter and S	MULTIPLE	09/21/23	\$ 2,430,376.41	\$ 121,546.13	\$ 2,308,830.28	Vendor Stmt	Multiple	\$ 2,309,376.41	TM	12/14/23	\$ 2,309,376.41	0.00%	\$ -	100.00%	\$ 2,309,376.41	\$ 2,309,376.41	\$ 2,309,376.41	\$ 2,309,376.41	\$ -	\$ -	\$ -	\$ -
26	Hard	FILING 15	TM	MAC Electric and Lighting	TAH Filing 15 Street Lighting	22785	09/21/23	\$ 1,095.02	-	\$ 1,095.02	Multiple	Multiple	\$ 1,095.02	TM	12/14/23	\$ 1,095.02	0.00%	\$ -	100.00%	\$ 1,095.02	\$ 1,095.02	\$ -	\$ -	\$ -	\$ -	\$ -	\$ -
26	Hard	FILING 15	TM	MAC Electric and Lighting	TAH Filing 15 Street Lighting	20220372.1	05/10/23	\$ 79,928.00	-	\$ 79,928.00	44963	06/05/23	\$ 79,928.00	TM	01/15/23	\$ 79,928.00	0.00%	\$ -	100.00%	\$ 79,928.00	\$ 79,928.00	\$ 79,928.00	\$ 79,928.00	\$ -	\$ -	\$ -	\$ -
26	Hard	FILING 15	TM	MAC Electric and Lighting	TAH Filing 15 Street Lighting	20220372.2	05/10/23	\$ 9,179.36	-	\$ 9,179.36	44963	06/05/23	\$ 9,179.36	TM	01/15/23	\$ 9,179.36	0.00%	\$ -	100.00%	\$ 9,179.36	\$ 9,179.36	\$ 9,179.36	\$ 9,179.36	\$ -	\$ -	\$ -	\$ -
26	Hard	FILING 15	TM	MAC Electric and Lighting	TAH Filing 15 Street Lighting	20220372.3	05/10/23	\$ 13,627.73	-	\$ 13,627.73	44963	06/05/23	\$ 13,627.73	TM	01/15/23	\$ 13,627.73	57.04%	\$ 7,773.75	42.96%	\$ 5,853.98	\$ 5,853.98	\$ 5,853.98	\$ 5,853.98	\$ -	\$ -	\$ -	\$ -
26	Hard	FILING 15	TM	MAC Electric and Lighting	TAH Filing 15 Street Lighting	20220372.4	10/26/23	\$ 98,000.00	-	\$ 98,000.00	46724	11/17/23	\$ 98,000.00	TM	01/15/23	\$ 98,000.00	0.00%	\$ -	100.00%	\$ 98,000.00	\$ 98,000.00	\$ 98,000.00	\$ 98,000.00	\$ -	\$ -	\$ -	\$ -
26	Hard	FILING 15	TM	MAC Electric and Lighting	TAH Filing 15 Street Lighting	22683	07/06/23	\$ 13,627.73	-	\$ 13,627.73	45621	08/07/23	\$ 13,627.73	TM	01/15/23	\$ 13,627.73	0.00%	\$ -	100.00%	\$ 13,627.73	\$ 13,627.73	\$ 13,627.73	\$ 13,627.73	\$ -	\$ -	\$ -	\$ -
26	Hard	FILING 15	TM	MAC Electric and Lighting	TAH Filing 15 Street Lighting	22684	07/06/23	\$ 9,179.36	-	\$ 9,179.36	45621	08/07/23	\$ 9,179.36	TM	01/15/23	\$ 9,179.36	0.00%	\$ -	100.00%	\$ 9,179.36	\$ 9,179.36	\$ 9,179.36	\$ 9,179.36	\$ -	\$ -	\$ -	\$ -
26	Hard	FILING 15	TM	Marlin Marietta	Filing 15 Asphalt Paving	MULTIPLE	MULTIPLE	\$ 1,026,656.96	\$ 51,342.85	\$ 975,314.11	Multiple	Multiple	\$ 975,514.11	TM	12/14/23	\$ 975,514.11	0.00%	\$ -	100.00%	\$ 975,514.11	\$ 975,514.11	\$ 975,514.11	\$ 975,514.11	\$ -	\$ -	\$ -	\$ -
26	Hard	FILING 15	TM	Nelson Pipeline	Filing 15 Infrastructure	MULTIPLE	MULTIPLE	\$ 6,299,643.60	\$ 216,838.35	\$ 6,082,805.25	Multiple	Multiple	\$ 6,083,602.25	TM	12/14/23	\$ 6,083,602.25	3.82%	\$ 232,527.58	96.18%	\$ 5,851,077.67	\$ 5,851,077.67	\$ 2,383,058.78	\$ 1,981,284.81	\$ 1,486,734.08	\$ -	\$ -	\$ -
26	Soft	FILING 15	TM	Norris Design	TAH Filing 15 - CA	01-84738	10/31/23	\$ 3,372.50	-	\$ 3,372.50	Vendor Stmt	Multiple	\$ 3,372.50	TM	12/14/23	\$ 3,372.50	15.00%	\$ 505.88	85.00%	\$ 2,866.63	\$ 2,866.63	\$ 716.66	\$ 716.66	\$ -	\$ -	\$ -	\$ 716.66
26	Hard	FILING 15	TM	Page Specialty Company	Aurora Highlands Filing 15 - Lo	36303	07/13/23	\$ 25,562.80	-	\$ 25,562.80	Vendor Stmt	Multiple	\$ 25,562.80	TM	12/14/23	\$ 25,562.80	0.00%	\$ -	100.00%	\$ 25,562.80	\$ 25,562.80	\$ 25,562.80	\$ 25,562.80	\$ -	\$ -	\$ -	\$ -
26	Hard	FILING 15	TM	Valor Landscape	Filing 15 Ph 1-3 TM	3387	10/31/23	\$ 345.00	-	\$ 345.00	Vendor Stmt	Multiple	\$ 345.00	TM	12/14/23	\$ 345.00	100.00%	\$ 345.00	0.00%	\$ -	\$ -	\$ -	\$ -	\$ -	\$ -	\$ -	\$ -
26	Soft	FILING 17	CENTURY	Aztec Consultants	65323-03-17 Lot Staking - P	153577	10/24/23	\$ 225.00	-	\$ 225.00	687598	11/30/23	\$ 225.00	CENTURY	12/05/23	\$ 225.00	100.00%	\$ 225.00	0.00%	\$ -	\$ -	\$ -	\$ -	\$ -	\$ -	\$ -	\$ -
26	Soft	FILING 17	CENTURY	Aztec Consultants	65322-10 Tah Filing No. 17 P	1401192	MULTIPLE	\$ 36,358.00	-	\$ 36,358.00	MULTIPLE	MULTIPLE	\$ 36,358.00	CENTURY	Multiple	\$ 36,358.00	6.89%	\$ 2,344.28	93.11%	\$ 34,013.72	\$ 34,013.72	\$ 8,503.46	\$ 8,503.46	\$ 8,503.46	\$ 8,503.46	\$ 8,503.46	\$ 8,503.46
26	Soft	FILING 17	CENTURY	CMS Environmental Solutions	TAH F17 Weekly Stormwater I	156715	09/01/23	\$ 625.00	-	\$ 625.00	685902	11/27/23	\$ 625.00	CENTURY	11/27/23	\$ 625.00	61.19%	\$ 382.46	38.81%	\$ 242.54	\$ 242.54	\$ 60.64	\$ 60.64	\$ 60.64	\$ 60.64	\$ 60.64	\$ 60.64
26	Soft	FILING 17	CENTURY	CMS Environmental Solutions	TAH F17 Weekly Stormwater I	158232	10/01/23	\$ 625.00	-	\$ 625.00	687602	11/30/23	\$ 625.00	CENTURY	12/05/23	\$ 625.00	61.19%	\$ 382.46	38.81%	\$ 242.54	\$ 242.54	\$ 60.64	\$ 60.64	\$ 60.64	\$ 60.64	\$ 60.64	\$ 60.64
26	Hard	FILING 17	CENTURY	Concrete, Curb and Paving	Century Filing NO. 17	1-23248	10/31/23	\$ 64,824.24	\$ 5,833.33	\$ 58,990.91	685904	11/16/23	\$ 58,990.91	CENTURY	12/07/23	\$ 58,990.91	0.00%	\$ -	100.00%	\$ 58,990.91	\$ 58,990.91	\$ 58,990.91	\$ 58,990.91	\$ -	\$ -	\$ -	\$ -
26	Hard	FILING 17	CENTURY	CTL Thompson	TAH F17 (Waterline, Storm, Co	683478	10/31/23	\$ 12,090.00	-	\$ 12,090.00	685905	11/16/23	\$ 12,090.00	CENTURY	11/21/23	\$ 12,090.00	0.00%	\$ -	100.00%	\$ 12,090.00	\$ 12,090.00	\$ 6,045.00	\$ 3,022.50	\$ 3,022.50	\$ 3,022.50	\$ -	\$ -
26	Hard	FILING 17	CENTURY	CTL Thompson	TAH F17 Soil and Foundation T	683128	10/31/23	\$ 280.00	-	\$ 280.00	685905	11/16/23	\$ 280.00	CENTURY	11/21/23	\$ 280.00	61.19%	\$ 171.34	38.81%	\$ 108.66	\$ 108.66	\$ 27.16	\$ 27.16	\$ 27.16	\$ 27.16	\$ 27.16	\$ 27.16
26	Hard	FILING 17	CENTURY	Pase	23C0076 - Aurora Highlands (L	39581	10/31/23	\$ 1,850.00	-	\$ 1,850.00	687619	11/30/23	\$ 1,850.00	CENTURY	12/05/23	\$ 1,850.00	61.19%	\$ 1,132.08	38.81%	\$ 717.92	\$ 717.92	\$ 179.48	\$ 179.48	\$ 179.48	\$ 179.48	\$ 179.48	\$ 179.48
26	Hard	FILING 17	CENTURY	Three Sons Construction	Filing 17 Infrastructure	Pay App51	11/29/23	\$ 263,993.39	\$ 23,933.80	\$ 240,059.59	687619	11/30/23	\$ 241,997.38	CENTURY	12/04/23	\$ 241,997.38	12.91%	\$ 31,243.72	87.09%	\$ 210,753.66	\$ 210,753.66	\$ 30,422.38	\$ 180,331.28	\$ -	\$ -	\$ -	\$ -
27	Soft	FILING 04	Pulte	Contour Services	TAH F4, F5, F8, and F13	MULTIPLE	MULTIPLE	\$ 227.50	-	\$ 227.50	Multiple	Multiple	\$ 227.50	Pulte	Multiple	\$ 227.50	50.78%	\$ 115.53	49.22%	\$ 111.97	\$ 111.97	\$ 33.99	\$ 33.99	\$ 33.99	\$ 33.99	\$ 33.99	\$ 33.99
27	Soft	FILING 08	Pulte	Contour Services	TAH F4, F5, F8, and F13	MULTIPLE	MULTIPLE	\$ 227.50	-	\$ 227.50	Vendor Stmt	Multiple	\$ 227.50	Pulte	Multiple	\$ 227.50	50.78%	\$ 115.53	49.22%	\$ 111.97	\$ 111.97	\$ 135.96	\$ 33.99	\$ 33.99	\$ 33.99	\$ 33.99	\$ 33.99
27	Hard	FILING 08	Pulte	Nelson Pipeline	TAH: Filings 4, 5, 8, 13 - Infra	MULTIPLE	MULTIPLE	\$ -	-	\$ -	Vendor Stmt	Multiple	\$ 157,184.10	Pulte	Vendor Stmt	\$ 19,230.00	100.00%	\$ (16,875.00)	0.00%	\$ (16,875.00)	\$ (16,875.00)	\$ 8,437.50	\$ -	\$ -	\$ -	\$ -	\$ 8,437.50
27	Hard	FILING 10	Bridgewater	Lawson Construction Company	TAH Filing 10 - Curb and Gutter	MULTIPLE	MULTIPLE	\$ 1,716.95	\$ (35,000.04)	\$ 66,716.99	Multiple	Multiple	\$ 110,223.88	BWH	Multiple	\$ 110,223.88	0.00%	\$ -	100.00%	\$ 66,716.99	\$ 110,223.88	\$ 110,223.88	\$ -	\$ -	\$ -	\$ -	
28	Hard	FILING 08	Pulte	Autumn Landscaping	Landscare Tract 1 of TAH Filing	133254	08/28/23	\$ 58,289.80	-	\$ 58,289.80	Vendor Stmt	Multiple	\$ 9,024.50	Pulte	01/15/24	\$ 9,024.50	0.00%	\$ -	0.00%	\$ -	\$ -	\$ -	\$ -	\$ -	\$ -	\$ -	\$ -
28	Hard	FILING 08	Pulte	CTL Thompson	Site Grading (390-90750) Infra	638308	08/31/22	\$ 9,024.50	-	\$ 9,024.50	Vendor Stmt	Multiple	\$ 9,024.50	Pulte	01/15/24	\$ 9,024.50	5.78%	\$ 521.80	94.22%	\$ 8,502.70	\$ 8,502.70	\$ 2,125.68	\$ 2,125.68	\$ 2,125.68	\$ 2,125.68		
28	Hard	FILING 08	Pulte	CTL Thompson	Construction Grading (Waterline)	642511	09/20/21	\$ 4,053.50	-	\$ 4,053.50	Vendor Stmt	Multiple	\$ 4,053.50	Pulte	01/15/24	\$ 4,053.50	100.00%	\$ 4,053.50	0.00%	\$ -	\$ -	\$ -	\$ -	\$ -	\$ -	\$ -	\$ -
28	Soft	FILING 08	Pulte	CTL Thompson	Compaction Testing Subgrade	645501	10/31/22	\$ 916.00	-	\$ 916.00	Vendor Stmt	Multiple	\$ 916.00	Pulte	01/15/24	\$ 916.00	0.00%	\$ -	100.00%	\$ 916.00	\$ 916.00	\$ 916.00	\$ 916.00	\$ -	\$ -	\$ -	\$ -
28	Hard	FILING 08	Pulte	Denver Concrete Company	Walk, Grade Beam	25051.2	04/10/23	\$ 30,368.00	-	\$ 30,368.00	Vendor Stmt	Multiple	\$ 30,368.00	Pulte	01/15/24	\$ 30,368.00	0.00%	\$ -	100.00%	\$ 30,368.00	\$ 30,368.00	\$ 30,368.00	\$ 30,368.00	\$ -	\$ -	\$ -	\$ -
28	Hard	FILING 08	Pulte	Precise Striping	Biloxi Ct and Dusquesne Ct Str	9423	05/16/23	\$ 1,650.00	-	\$ 1,650.00	Vendor Stmt	Multiple	\$ 1,650.00	Pulte	01/15/24	\$ 1,650.00	0.00%	\$ -	100.00%	\$ 1,650.00	\$ 1,650.00	\$ 1,650.00	\$ 1,650.00	\$ -	\$ -	\$ -	\$ -
28	Hard	FILING 08	Pulte	R&S Retaining Walls	Install Allan Ashlar Retaining W	34594	05/06/23	\$ 7,093.00	-	\$ 7,093.00	Vendor Stmt	Multiple	\$ 7,093.00	Pulte	01/15/24	\$ 7,093.00	0.00%	\$ -	100.00%	\$ 7,093.00	\$ 7,093.00	\$ 7,093.00	\$ 7,093.00	\$ -	\$ -	\$ -	\$ -
28	Hard	FILING 08	Pulte	Y-C Concrete Options	Extra walk to Common Walk	10023108	07/06/23	\$ 2,326.00	-	\$ 2,326.00	Vendor Stmt	Multiple	\$ 2,326.00	Pulte	01/15/24	\$ 2,326.00	0.00%	\$ -	100.00%	\$ 2,326.00	\$ 2,326.00	\$ 2,326.00	\$ 2,326.00	\$ -	\$ -	\$ -	\$ -
28	Hard	FILING 08	Pulte	Y-C Concrete Options	Extra walk to Common Walk	10023109	07/06/23	\$ 2,326.00	-	\$ 2,326.00	Vendor Stmt	Multiple	\$ 2,326.00	Pulte	01/15/24	\$ 2,326.00	0.00%	\$ -	100.00%	\$ 2,326.00	\$ 2,326.00	\$ 2,326.00	\$ 2,326.00	\$ -	\$ -	\$ -	\$ -
28	Hard	FILING 08	Pulte	Y-C Concrete Options	Extra walk to Common Walk	10023110	07/06/23	\$ 2,326.00	-	\$ 2,326.00	Vendor Stmt	Multiple	\$ 2,326.00	Pulte	01/15/24	\$ 2,326.00	0.00%	\$ -	100.00%	\$ 2,326.00	\$ 2,326.00	\$ 2,326.00	\$ 2,326.00	\$ -			

SUMMARY OF COSTS REVIEWED

VER NO	TYPE	FILING	SOURCE	VENDOR	DESCRIPTION	INV NO	INV DATE	INV AMT	RET/OCIP/DISC	FINAL INV AMT	CHK NO	PMT DATE	PMT AMT	PAYOR	DATE CLEARED	VER PMT AMT	% PRI	PRI AMT	% PUB	PUB AMT	CUR VER PUB AMT	STREETS	WATER	SANITATION	PARKS & REC	
28	Hard	FILING 14	RAH	Alpine Civil Construction	Aurora Highlands CSP-3	MULTIPLE	MULTIPLE	\$ 1,340,190.15	\$ 134,019.02	\$ 1,206,171.14	Multiple	Multiple	\$ 625,204.15	RAH	Multiple	\$ 625,204.15	3.55%	\$ 42,817.82	96.45%	\$ 1,163,353.32	\$ 582,386.34	\$ 582,386.34	-	-	-	-
28	Soft	FILING 14	RAH	B & S Surveying	TAH Filing 14 Updated Lot map	374538	09/09/23	\$ 3,452.00	-	\$ 3,452.00	XX	XX	\$ 3,452.00	RAH	XX	\$ 3,452.00	100.00%	\$ 3,452.00	0.00%	\$ -	\$ -	\$ -	\$ -	\$ -	\$ -	\$ -
28	Soft	FILING 14	RAH	Blue Mountain Erosion Control	TAH CSP-3 Aurora Highlands CSP-3	17744	03/02/24	\$ 1,960.00	-	\$ 1,960.00	XX	XX	\$ 1,960.00	RAH	XX	\$ 1,960.00	58.54%	\$ 1,147.41	41.46%	\$ 812.59	\$ 812.59	\$ 203.15	\$ 203.15	\$ 203.15	\$ 203.15	\$ 203.15
28	Soft	FILING 14	RAH	CDPHE	FG01-COM15460 WQCD	WC641143853	08/07/23	\$ 540.00	-	\$ 540.00	-	-	\$ 540.00	RAH	XX/15/24	\$ 540.00	58.54%	\$ 316.12	41.46%	\$ 223.88	\$ 223.88	\$ 55.97	\$ 55.97	\$ 55.97	\$ 55.97	\$ 55.97
28	Soft	FILING 14	RAH	City of Aurora	Inspection for 16 Lots - Filing 14	731435	09/22/23	\$ 2,400.00	-	\$ 2,400.00	XX	XX	\$ 2,400.00	RAH	XX	\$ 2,400.00	100.00%	\$ 2,400.00	0.00%	\$ -	\$ -	\$ -	\$ -	\$ -	\$ -	\$ -
28	Soft	FILING 14	RAH	City of Aurora	2022 PRV Vault Improvements	719333	07/03/23	\$ 3,646.00	-	\$ 3,646.00	XX	XX	\$ 3,646.00	RAH	01/15/24	\$ 3,646.00	58.54%	\$ 2,134.41	41.46%	\$ 1,511.59	\$ 1,511.59	\$ 377.90	\$ 377.90	\$ 377.90	\$ 377.90	\$ 377.90
28	Hard	FILING 14	RAH	Clear Creek Civil	2023-10 Aurora Highlands Filing	2551	08/28/23	\$ 1,725.00	-	\$ 1,725.00	Vendor Stmt	XX	XX	\$ 1,725.00	RAH	01/15/24	\$ 1,725.00	58.54%	\$ 1,009.83	41.46%	\$ 715.17	\$ 715.17	\$ 178.79	\$ 178.79	\$ 178.79	\$ 178.79
28	Hard	FILING 14	RAH	Clear Creek Civil	TAH Filing 14 Erosion Control	2023-11.121	09/14/23	\$ 2,467.84	-	\$ 2,467.84	XX	XX	\$ 2,467.84	RAH	XX	\$ 2,467.84	58.54%	\$ 1,444.70	41.46%	\$ 1,023.14	\$ 1,023.14	\$ 255.78	\$ 255.78	\$ 255.78	\$ 255.78	
28	Hard	FILING 14	RAH	Clear Creek Civil	TAH Filing 14 Erosion Control	2023-11.1	11/12/23	\$ 4,695.00	-	\$ 4,695.00	XX	XX	\$ 4,695.00	RAH	XX	\$ 4,695.00	58.54%	\$ 2,748.50	41.46%	\$ 1,946.50	\$ 1,946.50	\$ 486.62	\$ 486.62	\$ 486.62	\$ 486.62	
28	Hard	FILING 14	RAH	Clear Creek Civil	TAH Filing 14 Erosion Control	2023-11.163	10/09/23	\$ 10,476.00	-	\$ 10,476.00	XX	XX	\$ 10,476.00	RAH	XX	\$ 10,476.00	58.54%	\$ 6,132.76	41.46%	\$ 4,343.24	\$ 4,343.24	\$ 1,085.81	\$ 1,085.81	\$ 1,085.81	\$ 1,085.81	
28	Hard	FILING 14	RAH	Clear Creek Civil	TAH Filing 14 Signage and Strip	2023 S&S AH CSP3	11/02/23	\$ 23,100.00	-	\$ 23,100.00	XX	XX	\$ 23,100.00	RAH	XX	\$ 23,100.00	58.54%	\$ 13,522.99	41.46%	\$ 9,577.01	\$ 9,577.01	\$ 2,394.25	\$ 2,394.25	\$ 2,394.25	\$ 2,394.25	
28	Hard	FILING 14	RAH	Clear Creek Civil	TAH Filing 14 Erosion Control	2023-11.4	11/18/23	\$ 1,762.50	-	\$ 1,762.50	XX	XX	\$ 1,762.50	RAH	XX	\$ 1,762.50	58.54%	\$ 1,031.79	41.46%	\$ 730.71	\$ 730.71	\$ 182.68	\$ 182.68	\$ 182.68	\$ 182.68	
28	Hard	FILING 14	RAH	Clear Creek Civil	TAH Filing 14 Erosion Control	2023-11.136	09/27/23	\$ 21,353.42	-	\$ 21,353.42	XX	XX	\$ 21,353.42	RAH	XX	\$ 21,353.42	58.54%	\$ 12,500.52	41.46%	\$ 8,852.90	\$ 8,852.90	\$ 2,213.22	\$ 2,213.22	\$ 2,213.22	\$ 2,213.22	
28	Hard	FILING 14	RAH	Clear Creek Civil	TAH Filing 14 Erosion Control	2023-11.157	10/23/23	\$ 4,587.50	-	\$ 4,587.50	XX	XX	\$ 4,587.50	RAH	XX	\$ 4,587.50	58.54%	\$ 2,685.57	41.46%	\$ 1,901.93	\$ 1,901.93	\$ 475.48	\$ 475.48	\$ 475.48	\$ 475.48	
28	Hard	FILING 14	RAH	Clear Creek Civil	TAH Filing 14 Erosion Control	2023-11.149	10/17/23	\$ 18,940.00	-	\$ 18,940.00	XX	XX	\$ 18,940.00	RAH	XX	\$ 18,940.00	58.54%	\$ 11,087.68	41.46%	\$ 7,852.32	\$ 7,852.32	\$ 1,963.08	\$ 1,963.08	\$ 1,963.08	\$ 1,963.08	
28	Hard	FILING 14	RAH	Clear Creek Civil	TAH Filing 14 Erosion Control	2023-11.35	12/02/23	\$ 6,839.65	-	\$ 6,839.65	XX	XX	\$ 6,839.65	RAH	XX	\$ 6,839.65	58.54%	\$ 4,004.01	41.46%	\$ 2,835.64	\$ 2,835.64	\$ 708.91	\$ 708.91	\$ 708.91	\$ 708.91	
28	Hard	FILING 14	RAH	Clear Creek Civil	TAH Filing 14 Erosion Control	2023-11.28	08/20/23	\$ 12,650.10	-	\$ 12,650.10	XX	XX	\$ 12,650.10	RAH	XX	\$ 12,650.10	58.54%	\$ 7,405.51	41.46%	\$ 5,244.59	\$ 5,244.59	\$ 1,311.15	\$ 1,311.15	\$ 1,311.15	\$ 1,311.15	
28	Hard	FILING 14	RAH	Clear Creek Civil	TAH Filing 14 Erosion Control	2023-11.5	12/12/23	\$ 1,828.76	-	\$ 1,828.76	XX	XX	\$ 1,828.76	RAH	XX	\$ 1,828.76	58.54%	\$ 1,070.58	41.46%	\$ 758.18	\$ 758.18	\$ 189.55	\$ 189.55	\$ 189.55	\$ 189.55	
28	Hard	FILING 14	RAH	Clear Creek Civil	TAH Filing 14 Signage and Strip	2023 S&S Aurora High	12/26/23	\$ 3,600.00	-	\$ 3,600.00	XX	XX	\$ 3,600.00	RAH	XX	\$ 3,600.00	58.54%	\$ 2,107.48	41.46%	\$ 1,492.52	\$ 1,492.52	\$ 373.13	\$ 373.13	\$ 373.13	\$ 373.13	
28	Hard	FILING 14	RAH	Clear Creek Civil	TAH Filing 14 Erosion Control	2023-11.142	10/02/23	\$ 14,882.10	-	\$ 14,882.10	XX	XX	\$ 14,882.10	RAH	XX	\$ 14,882.10	58.54%	\$ 8,712.14	41.46%	\$ 6,169.96	\$ 6,169.96	\$ 1,542.49	\$ 1,542.49	\$ 1,542.49	\$ 1,542.49	
28	Hard	FILING 14	RAH	Clear Creek Civil	Filing 14 Landscaping	2023-48.1	10/27/23	\$ 35,850.00	\$ 3,585.00	\$ 32,265.00	XX	XX	\$ 32,265.00	RAH	XX	\$ 32,265.00	0.00%	\$ -	100.00%	\$ 32,265.00	\$ 32,265.00	\$ 16,132.50	\$ 16,132.50	\$ 16,132.50	\$ 16,132.50	
28	Hard	FILING 14	RAH	CMS Environmental Solutions	Weekly Inspections	138677	08/01/22	\$ 625.00	-	\$ 625.00	Vendor Stmt	XX	XX	\$ 625.00	RAH	Vendor Stmt	\$ 625.00	58.54%	\$ 365.88	41.46%	\$ 259.12	\$ 259.12	\$ 64.78	\$ 64.78	\$ 64.78	\$ 64.78
28	Soft	FILING 14	RAH	CMS Environmental Solutions	Permit Required Weekly Inspe	158641	10/01/23	\$ 625.00	-	\$ 625.00	XX	XX	\$ 625.00	RAH	XX	\$ 625.00	58.54%	\$ 365.88	41.46%	\$ 259.12	\$ 259.12	\$ 64.78	\$ 64.78	\$ 64.78	\$ 64.78	
28	Soft	FILING 14	RAH	CMS Environmental Solutions	Permit Required Weekly Inspe	158587	08/01/23	\$ 625.00	-	\$ 625.00	XX	XX	\$ 625.00	RAH	XX	\$ 625.00	58.54%	\$ 365.88	41.46%	\$ 259.12	\$ 259.12	\$ 64.78	\$ 64.78	\$ 64.78	\$ 64.78	
28	Soft	FILING 14	RAH	CMS Environmental Solutions	Permit Required Weekly Inspe	158585	09/01/23	\$ 625.00	-	\$ 625.00	XX	XX	\$ 625.00	RAH	XX	\$ 625.00	58.54%	\$ 365.88	41.46%	\$ 259.12	\$ 259.12	\$ 64.78	\$ 64.78	\$ 64.78	\$ 64.78	
28	Soft	FILING 14	RAH	CMS Environmental Solutions	Permit Required Weekly Inspe	158587	10/01/23	\$ 625.00	-	\$ 625.00	XX	XX	\$ 625.00	RAH	XX	\$ 625.00	58.54%	\$ 365.88	41.46%	\$ 259.12	\$ 259.12	\$ 64.78	\$ 64.78	\$ 64.78	\$ 64.78	
28	Hard	FILING 14	RAH	ProSystems	Aurora Highlands - Street Light	2	01/19/23	\$ 168,657.40	\$ 10,531.81	\$ 158,125.59	x	x	\$ 160,224.53	RAH	xx	\$ 91,496.20	0.00%	\$ -	100.00%	\$ 158,125.59	\$ 91,496.20	\$ 91,496.20	\$ 91,496.20	\$ 91,496.20	\$ 91,496.20	
28	Soft	FILING 14	RAH	Rasanti Consulting Services	Dry Utility Consulting - Aurora	2610	06/30/23	\$ 763.75	-	\$ 763.75	Vendor Stmt	XX	XX	\$ 763.75	RAH	01/15/24	\$ 763.75	100.00%	\$ 763.75	0.00%	\$ -	\$ -	\$ -	\$ -	\$ -	\$ -
28	Soft	FILING 14	RAH	Rasanti Consulting Services	TAH Filing 14 - Dry Utility Cons	2664	09/30/23	\$ 747.50	-	\$ 747.50	XX	XX	\$ 747.50	RAH	XX	\$ 747.50	100.00%	\$ 747.50	0.00%	\$ -	\$ -	\$ -	\$ -	\$ -	\$ -	\$ -
28	Hard	FILING 14	RAH	Xcel Energy	TAH Filing 14 New Gas Distribu	1388158	11/12/23	\$ 54,280.00	-	\$ 54,280.00	XX	XX	\$ 54,280.00	RAH	XX	\$ 54,280.00	100.00%	\$ 54,280.00	0.00%	\$ -	\$ -	\$ -	\$ -	\$ -	\$ -	\$ -
28	Hard	FILING 14	RAH	Xcel Energy	TAH Filing 14 New Gas Distribu	1388159	10/27/23	\$ 15,613.23	-	\$ 15,613.23	XX	XX	\$ 15,613.23	RAH	XX	\$ 15,613.23	100.00%	\$ 15,613.23	0.00%	\$ -	\$ -	\$ -	\$ -	\$ -	\$ -	\$ -
28	Hard	FILING 14	RAH	Xcel Energy	TAH Filing 14 Transformer Relo	13966506	10/06/23	\$ 14,757.23	-	\$ 14,757.23	XX	XX	\$ 14,757.23	RAH	XX	\$ 14,757.23	0.00%	\$ -	100.00%	\$ 14,757.23	\$ 14,757.23	\$ 14,757.23	\$ 14,757.23	\$ 14,757.23	\$ 14,757.23	
28	Hard	FILING 14	RAH	Xcel Energy	TAH Filing 14 - Relocate Electric	14140256	11/23/23	\$ 3,416.29	-	\$ 3,416.29	XX	XX	\$ 3,416.29	RAH	XX	\$ 3,416.29	0.00%	\$ -	100.00%	\$ 3,416.29	\$ 3,416.29	\$ 3,416.29	\$ 3,416.29	\$ 3,416.29	\$ 3,416.29	
28	Hard	FILING 15	TM	AG Wassenaar	22000MAS 220001-220356 TA	INV015739	11/22/23	\$ 4,360.00	-	\$ 4,360.00	Vendor Stmt	XX	XX	\$ 4,360.00	TM	01/15/23	\$ 4,360.00	100.00%	\$ 4,360.00	0.00%	\$ -	\$ -	\$ -	\$ -	\$ -	\$ -
28	Hard	FILING 15	TM	AG Wassenaar	206125F -Aurora Highlands PA	INV014533	10/31/23	\$ 7,550.00	-	\$ 7,550.00	Vendor Stmt	XX	XX	\$ 7,550.00	TM	01/15/23	\$ 7,550.00	0.00%	\$ -	100.00%	\$ 7,550.00	\$ 7,550.00	\$ 1,887.50	\$ 1,887.50	\$ 1,887.50	\$ 1,887.50
28	Hard	FILING 15	TM	AG Wassenaar	206125F -Aurora Highlands PA	INV016614	11/30/23	\$ 850.00	-	\$ 850.00	Vendor Stmt	XX	XX	\$ 850.00	TM	01/15/23	\$ 850.00	0.00%	\$ -	100.00%	\$ 850.00	\$ 850.00	\$ 212.50	\$ 212.50	\$ 212.50	\$ 212.50
28	Soft	FILING 15	TM	Aztec Consultants	33821-03 Aurora Highlands Filing	153196	10/16/23	\$ 13,416.67	-	\$ 13,416.67	Vendor Stmt	XX	XX	\$ 13,416.67	TM	12/14/23	\$ 2,809.00	62.79%	\$ 8,424.67	37.21%	\$ 4,992.00	\$ 4,992.00	\$ 728.00	\$ 728.00	\$ 728.00	\$ 728.00
28	Hard	FILING 15	TM	Blue Tec	General Erosion Control	24019	08/12/23	\$ 1,283.75	-	\$ 1,283.75	Vendor Stmt	XX	XX	\$ 1,283.75	TM	01/15/23	\$ 1,283.75	57.04%	\$ 731.16	42.96%	\$ 550.59	\$ 550.59	\$ 137.65	\$ 137.65	\$ 137.65	\$ 137.65
28	Hard	FILING 15	TM	Blue Tec	General Erosion Control	24038	08/27/23	\$ 5,762.75	-	\$ 5,762.75	Vendor Stmt	XX	XX	\$ 5,762.75	TM	01/15/23	\$ 5,762.75	57.04%	\$ 3,287.28	42.96%	\$ 2,475.47	\$ 2,475.47	\$ 618.87	\$ 618.87	\$ 618.87	\$ 618.87
28	Hard	FILING 15	TM	Blue Tec	General Erosion Control	24078	08/24/23	\$ 820.09	-	\$ 820.09	Vendor Stmt	XX	XX	\$ 820.09	TM	01/15/23	\$ 820.09</									

SUMMARY OF COSTS REVIEWED

VER NO	TYPE	FILING	SOURCE	VENDOR	DESCRIPTION	INV NO	INV DATE	INV AMT	RET/OCIP/DISC	FINAL INV AMT	CHK NO	PMT DATE	PMT AMT	PAYOR	DATE CLEARED	VER PMT AMT	% PRI	PRI AMT	% PUB	PUB AMT	CUR VER PUB AMT	STREETS	WATER	SANITATION	PARKS & REC
					TOTALS for VERIFICATION NO ->	03		\$ 1,664,883.73	\$ 123,264.55	\$ 1,541,619.18			\$ 1,541,619.18			\$ 1,541,619.18	\$ 424,955.16		\$ 1,116,664.02	\$ 1,116,664.02	\$ 998,351.48	\$ 39,033.64	\$ 40,695.29	\$ 38,583.61	
					TOTALS for VERIFICATION NO ->	04		\$ 6,862,781.35	\$ 611,215.55	\$ 6,251,565.80			\$ 5,400,147.59			\$ 1,191,450.54	\$ 1,191,450.54		\$ 5,060,115.26	\$ 4,353,622.20	\$ 2,404,419.87	\$ 1,056,513.20	\$ 491,374.60	\$ 401,314.53	
					TOTALS for VERIFICATION NO ->	05		\$ 2,354,880.14	\$ 126,811.90	\$ 2,228,068.24			\$ 1,468,598.84			\$ 1,468,598.84	\$ 450,476.06		\$ 1,777,592.19	\$ 1,067,440.67	\$ 898,447.66	\$ 63,249.04	\$ 52,454.45	\$ 53,289.52	
					TOTALS for VERIFICATION NO ->	06		\$ 8,214,776.72	\$ 407,356.46	\$ 7,807,420.26			\$ 4,626,187.56			\$ 3,703,136.82	\$ 3,703,136.82		\$ 4,104,283.44	\$ 2,210,801.54	\$ 723,104.85	\$ 522,187.71	\$ 495,944.37	\$ 469,564.60	
					TOTALS for VERIFICATION NO ->	07		\$ 6,921,071.09	\$ 157,436.11	\$ 6,763,634.99			\$ 6,807,868.94			\$ 4,764,595.02	\$ 4,764,595.02		\$ 1,999,039.97	\$ 3,289,107.32	\$ 715,143.06	\$ 812,166.28	\$ 1,145,159.23	\$ 616,638.76	
					TOTALS for VERIFICATION NO ->	08		\$ 2,689,454.99	\$ 111,003.10	\$ 2,578,451.89			\$ 4,167,408.92			\$ 1,053,703.89	\$ 1,053,703.89		\$ 1,524,208.00	\$ 1,382,543.55	\$ 276,412.37	\$ 372,667.45	\$ 509,088.42	\$ 224,375.31	
					TOTALS for VERIFICATION NO ->	09		\$ 2,900,255.94	\$ 76,953.11	\$ 2,823,302.83			\$ 3,905,231.91			\$ 3,905,231.91	\$ 854,309.73		\$ 1,989,405.11	\$ 2,027,546.09	\$ 569,884.88	\$ 566,646.96	\$ 724,890.67	\$ 166,123.58	
					TOTALS for VERIFICATION NO ->	10		\$ 436,489.71	\$ (345,719.46)	\$ 780,766.57			\$ 1,171,861.84			\$ 327,628.58	\$ 327,628.58		\$ 453,137.99	\$ 889,952.44	\$ 156,628.72	\$ 371,903.07	\$ 315,559.53	\$ 45,861.12	
					TOTALS for VERIFICATION NO ->	11		\$ 3,854,174.00	\$ 186,375.60	\$ 3,501,516.91			\$ 3,939,039.24			\$ 3,999,605.78	\$ 907,263.78		\$ 2,649,988.06	\$ 3,573,417.16	\$ 1,886,246.15	\$ 967,061.39	\$ 366,536.77	\$ 353,572.85	
					TOTALS for VERIFICATION NO ->	12		\$ 1,455,452.62	\$ 59,020.58	\$ 1,396,432.04			\$ 1,420,562.99			\$ 1,414,086.95	\$ 747,628.02		\$ 648,851.53	\$ 741,385.45	\$ 222,232.14	\$ 191,822.83	\$ 127,379.83	\$ 199,950.64	
					TOTALS for VERIFICATION NO ->	13		\$ 3,446,815.95	\$ 114,617.79	\$ 3,488,979.73			\$ 2,772,144.11			\$ 2,747,703.17	\$ 837,146.30		\$ 2,626,921.43	\$ 2,069,424.24	\$ 1,022,366.16	\$ 391,142.89	\$ 420,817.81	\$ 235,097.38	
					TOTALS for VERIFICATION NO ->	14		\$ 3,717,821.68	\$ 168,829.41	\$ 3,496,078.96			\$ 3,498,779.74			\$ 650,189.62	\$ 650,189.62		\$ 2,845,889.34	\$ 2,579,420.04	\$ 1,973,282.72	\$ 79,258.10	\$ 86,264.50	\$ 440,614.73	
					TOTALS for VERIFICATION NO ->	15		\$ 2,142,485.65	\$ 78,860.95	\$ 2,074,567.30			\$ 2,568,317.86			\$ 2,594,326.88	\$ 268,368.38		\$ 1,810,698.93	\$ 2,284,840.76	\$ 1,693,999.48	\$ 211,418.87	\$ 159,500.60	\$ 219,921.81	
					TOTALS for VERIFICATION NO ->	16		\$ 6,244,360.05	\$ 172,511.63	\$ 6,071,848.42			\$ 5,674,767.72			\$ 1,856,312.51	\$ 1,856,312.51		\$ 4,215,535.91	\$ 3,728,588.13	\$ 1,172,980.81	\$ 965,623.68	\$ 1,259,238.22	\$ 330,745.42	
					TOTALS for VERIFICATION NO ->	17		\$ 1,027,238.81	\$ 88,088.49	\$ 939,150.32			\$ 1,533,491.30			\$ 1,533,491.30	\$ 125,165.05		\$ 813,985.27	\$ 1,158,048.48	\$ 1,213,751.66	\$ 14,509.98	\$ (31,197.66)	\$ (39,015.51)	
					TOTALS for VERIFICATION NO ->	18		\$ 70,250.95	\$ 3,654.65	\$ 66,596.31			\$ 317,720.20			\$ 54,202.20	\$ 36,287.05		\$ 30,309.26	\$ 30,691.47	\$ 7,672.87	\$ 7,672.87	\$ 7,672.87	\$ 7,672.87	
					TOTALS for VERIFICATION NO ->	19		\$ 679,594.83	\$ 8,103.65	\$ 671,491.17			\$ 695,161.79			\$ 1,738,181.75	\$ 186,364.11		\$ 485,127.06	\$ 487,706.61	\$ 397,043.29	\$ 32,069.08	\$ 26,480.39	\$ 32,113.85	
					TOTALS for VERIFICATION NO ->	20		\$ 123,972.52	\$ (369,510.01)	\$ 501,983.73			\$ 1,004,576.49			\$ 635,506.19	\$ 83,362.96		\$ 418,620.78	\$ 572,923.80	\$ 474,884.95	\$ 55,243.41	\$ 31,338.66	\$ 11,456.78	
					TOTALS for VERIFICATION NO ->	21		\$ 4,190,148.92	\$ 258,614.18	\$ 3,931,534.73			\$ 4,220,908.41			\$ 733,823.63	\$ 733,823.63		\$ 3,197,711.11	\$ 3,432,487.45	\$ 2,410,392.58	\$ 704,357.88	\$ 232,285.45	\$ 85,451.54	
					TOTALS for VERIFICATION NO ->	22		\$ 677,839.03	\$ 13,937.97	\$ 662,381.06			\$ 581,880.97			\$ 581,657.87	\$ 294,226.06		\$ 368,155.01	\$ 321,567.40	\$ 235,758.71	\$ 28,330.13	\$ 28,506.93	\$ 28,971.63	
					TOTALS for VERIFICATION NO ->	23		\$ 1,076,248.53	\$ 91,591.48	\$ 984,657.05			\$ 1,010,845.87			\$ 61,828.46	\$ 61,828.46		\$ 922,828.59	\$ 946,806.51	\$ 57,291.81	\$ 282,031.96	\$ 587,179.84	\$ 20,302.89	
					TOTALS for VERIFICATION NO ->	24		\$ 1,363,871.97	\$ (83,853.25)	\$ 1,447,725.21			\$ 1,409,485.95			\$ 348,977.71	\$ 348,977.71		\$ 1,098,747.50	\$ 1,072,697.00	\$ 660,493.61	\$ 129,217.21	\$ 133,816.26	\$ 149,169.91	
					TOTALS for VERIFICATION NO ->	25		\$ 1,422,695.61	\$ 119,910.70	\$ 1,302,784.91			\$ 1,298,419.86			\$ 26,588.63	\$ 26,588.63		\$ 1,276,196.29	\$ 1,274,440.87	\$ 841,854.08	\$ 390,317.55	\$ 23,451.98	\$ 18,817.26	
					TOTALS for VERIFICATION NO ->	26		\$ 10,427,797.93	\$ 352,890.82	\$ 10,074,907.11			\$ 10,068,284.11			\$ 292,076.02	\$ 292,076.02		\$ 9,782,831.09	\$ 9,781,475.25	\$ 6,090,007.95	\$ 2,176,995.96	\$ 1,502,113.96	\$ 12,357.38	
					TOTALS for VERIFICATION NO ->	27		\$ 32,399.45	\$ (35,000.04)	\$ 67,399.49			\$ 268,090.48			\$ 130,136.38	\$ 130,136.38		\$ 83,927.89	\$ 127,506.75	\$ 118,763.34	\$ 101.97	\$ 101.97	\$ 8,539.47	
					TOTALS for VERIFICATION NO ->	28		\$ 5,449,600.07	\$ (10,836.54)	\$ 5,460,436.55			\$ 4,788,279.25			\$ 4,719,387.26	\$ 1,320,074.38		\$ 4,034,229.37	\$ 3,473,326.69	\$ 2,095,492.55	\$ 595,887.16	\$ 500,235.95	\$ 281,711.03	

EXHIBIT B

SUMMARY OF DOCUMENTS REVIEWED

SUMMARY OF DOCUMENTS REVIEWED

SERVICE PLANS

- First Amended and Restated Service Plan for Aerotropolis Area Coordinating Metropolitan District, City of Aurora, Colorado, prepared by McGeady Becher, P.C., approved October 16, 2017

DISTRICT AGREEMENTS

- Capital Construction and Reimbursement Agreement (In-Tract Improvements), by and between The Aurora Highlands Community Board and Aurora Highlands, LLC, effective June 24, 2020
- Waiver and Release of Reimbursement Rights, by and between The Aurora Highlands Community Authority Board, Aurora Highlands, LLC, and Pulte Home Company, LLC, effective May 10, 2021
- Waiver and Release of Reimbursement Rights, by and between The Aurora Highlands Community Board, Aurora Highlands, LLC, and Richmond American Homes of Colorado, Inc., effective April 10, 2020

PROFESSIONAL REPORTS

- The Aurora Highlands, Filing No. 2, Stormwater Management Plan, prepared by HR Green Development, LLC, approved November 17, 2020

LAND SURVEY DRAWINGS

- The Aurora Highlands Subdivision Filing No. 1, prepared by Aztec Consultants, Inc., dated July 8, 2019
- The Aurora Highlands Subdivision Filing No. 2, prepared by Aztec Consultants, Inc., recorded November 13, 2020 at Reception No. 2020000118550
- The Aurora Highlands Subdivision Filing No. 3, prepared by Aztec Consultants, Inc., dated October 19, 2019
- The Aurora Highlands Subdivision Filing No. 4, prepared by Aztec Consultants, Inc., dated February 14, 2020
- The Aurora Highlands Subdivision Filing No. 5, prepared by Aztec Consultants, Inc., dated April 6, 2020
- The Aurora Highlands Subdivision Filing No. 6, prepared by Aztec Consultants, Inc., dated May 12, 2020
- The Aurora Highlands Subdivision Filing No. 7, prepared by Aztec Consultants, Inc., dated May 13, 2020
- The Aurora Highlands Subdivision Filing No. 8, prepared by Aztec Consultants, Inc., dated May 14, 2020
- The Aurora Highlands Subdivision Filing No. 9, prepared by Aztec Consultants, Inc., dated December 28, 2021

-
- The Aurora Highlands Subdivision Filing No. 10, prepared by Aztec Consultants, Inc., dated May 21, 2020
- The Aurora Highlands Subdivision Filing No. 11, prepared by Aztec Consultants, Inc., dated June 16, 2020
- The Aurora Highlands Subdivision Filing No. 13, prepared by Aztec Consultants, Inc., dated June 17, 2020
- The Aurora Highlands Subdivision Filing No. 14, prepared by Aztec Consultants, Inc., dated November 9, 2020
- The Aurora Highlands Subdivision Filing No. 15, prepared by Aztec Consultants, Inc., dated November 9, 2020
- The Aurora Highlands Subdivision Filing No. 16, prepared by Aztec Consultants, Inc., dated March 17, 2021
- The Aurora Highlands Subdivision Filing No. 17, prepared by Aztec Consultants, Inc., dated January 14, 2022
- The Aurora Highlands Subdivision Filing No. 18, prepared by Aztec Consultants, Inc., dated December 9, 2021
- The Aurora Highlands Subdivision Filing No. 19, prepared by Aztec Consultants, Inc., dated January 11, 2022

CIVIL ENGINEERING DRAWINGS

- The Aurora Highlands Contextual Site Plan No. 1, prepared by HR Green Development, LLC, dated February 20, 2019
- The Aurora Highlands Subdivision Filing No. 1 Civil Plans and Storm Water Management Plan, prepared by HR Green Development, LLC, approved February 19, 2020
- The Aurora Highlands Subdivision Filing No. 2 Civil Plans and Storm Water Management Plan, prepared by HR Green Development, LLC, approved November 17, 2020
- The Aurora Highlands Subdivision Filing No. 4 Area Grading Plan, prepared by HR Green Development, LLC, dated May 21, 2020
- The Aurora Highlands Subdivision Filing No. 5 Area Grading Plan, prepared by HR Green Development, LLC, dated August 18, 2020
- The Aurora Highlands Subdivision Filing No. 8 Area Grading Plan, prepared by HR Green Development, LLC, dated December 18, 2020
- The Aurora Highlands Subdivision Filing No. 4 Civil Plans and Storm Water Management Plan, prepared by HR Green Development, LLC, approved February 25, 2021
- The Aurora Highlands Subdivision Filing No. 5 Civil Plans and Storm Water Management Plan, prepared by HR Green Development, LLC, approved April 7, 2021

CONSULTANT CONTRACTS

- Aztec Consultants, Inc., Work Order for Surveying Services for TAH Filings 4 5 8, dated March 12, 2021, Fully Executed
- CTL Thompson Inc., Work Order for Construction Testing and Observation Services for TAH Filings 4 5 8, dated March 12, 2021, Fully Executed
- Contour Services, LLC, Work Order for Construction Management Services, The Aurora Highlands Filing 4, 5, and 8, dated March 31, 2021, Fully Executed
- HG Green Development, LLC, Statement of Services for Engineering and Surveying Services for TAH 4 5 8 13, dated December 18, 2020, Fully Executed
- Norris Design, Scope of Work for Planning Services and Landscape Architectural Services, dated November 24, 2020, Fully Executed

CONSULTANT INVOICES

- See Exhibit A - Summary of Costs Reviewed

CONTRACTOR CONTRACTS

- Public Service Company of Colorado d/b/a Xcel Energy, On-Site Distribution Extension Agreement (Electric), executed March 9, 2020
- Public Service Company of Colorado d/b/a Xcel Energy, Frost Agreement, executed March 31, 2020
- Qwest Corporation d/b/a CenturyLink QC, Provisioning Agreement for Housing Developments, to provide distribution facilities to 118 planned units, dated June 16, 2020
- Stormwater Logistics, Inc., Work Order for Erosion Control Installation and Maintenance for TAH Filings 4, 5, & 8, dated March 12, 2021, Fully Executed

CONTRACTOR PAY APPLICATIONS

- See *Summary of Costs Reviewed*

SUBORDINATE PROJECT FUND REQUISITION

Requisition No. 19

**THE AURORA HIGHLANDS COMMUNITY AUTHORITY BOARD
IN THE CITY OF AURORA
ADAMS COUNTY, COLORADO
SUBORDINATE SPECIAL TAX REVENUE BONDS
SERIES 2022B**

The above captioned bonds were issued pursuant to an Indenture of Trust (Subordinate) dated December 21, 2022 (the “Indenture”) between The Aurora Highlands Community Authority Board (the “Authority”) and Zions Bancorporation, National Association, as trustee (“Trustee”). All capitalized terms used in this Subordinate Project Fund Requisition shall have the meanings ascribed to such terms by the Indenture.

The undersigned Authority Representative hereby makes a requisition from the Subordinate Project Fund held by the Trustee under the Indenture, and in support thereof states:

1. The total amount hereby requisitioned by the Authority from the Subordinate Project Fund pursuant to this Subordinate Project Fund Requisition is \$3,517,348.31 (the “Requisitioned Amount”).

2. The Requisitioned Amount is for the purpose(s) of *[check applicable box and complete information if required]*:

Paying or reimbursing the following individual or entity (“Person”): *[If this box is checked, please provide the following information with respect to the Person to whom funds are to be disbursed]*:

(i) The name and address of the Person with whom moneys have been placed in escrow is as follows:

Entity Name	Payment Amount
The Aurora Highlands, LLC 6985 S. Pecos Road Las Vegas, NV 89120	\$3,517,348.31

(ii) Payment is due to the above Person for *[briefly describe the nature of the obligation and the applicable Public Improvements]*:

Repayment of principal and interest per Capital Construction and Reimbursement Agreement (In-Tract Improvements) per attached Cost Certification No.28 and TValue schedules.

Depositing moneys into the Construction Reserve Account. *[If this box is checked, please provide the following information with respect to the Construction Reserve Account]*:

3. The Requisitioned Amount shall be disbursed by the Trustee pursuant to the following instructions: *[Provide wire transfer or other transmission instructions]*:

Wiring instructions previously provided.

4. The above payment obligations have been or will be properly incurred, is or will be a proper charge against the Subordinate Project Fund and has or have not been the basis of any previous withdrawal. The disbursement requested herein will be used solely for the payment of Project Costs.

5. With respect to the disbursement of funds by the Trustee from the Subordinate Project Fund pursuant to this Subordinate Project Fund Requisition, on behalf of the Authority the undersigned Authority Representative or Authority President, as applicable, by its execution hereof hereby: (i) certifies that the Authority has reviewed the wire instructions or other payment information set forth in paragraph 3 of this Subordinate Project Fund Requisition and confirms that such wire instructions or other payment information is accurate; (ii) agrees that the Authority will indemnify and hold harmless the Trustee from and against any and all claims, demands, losses, liabilities, and expenses sustained, including, without limitation, attorney fees, arising directly or indirectly from the Trustee's disbursement of funds from the Subordinate Project Fund in accordance with this Subordinate Project Fund Requisition and the wiring instructions or other payment information provided herein; and (iii) agrees that the Authority will not seek recourse from the Trustee as a result of losses incurred by the Authority arising from the Trustee's disbursement of funds in accordance with this Subordinate Project Fund Requisition and the instructions contained herein.

IN WITNESS WHEREOF, I have hereunto set my hand this 12th day of February, 2024.

**THE AURORA HIGHLANDS COMMUNITY
AUTHORITY BOARD**

Authority Representative or President
Name: Matt Hopper

Authority Accountant
Name of Firm: CliftonLarsonAllen LLP
Name/Title: Jason Carroll, District Accountant

[Signature Page to Subordinate Project Fund Requisition No. 19]



**THE AURORA HIGHLANDS
COMMUNITY AUTHORITY BOARD
AND
AEROTROPOLIS AREA COORDINATING
METROPOLITAN DISTRICT**

**ENGINEER'S REPORT AND VERIFICATION OF COSTS
ASSOCIATED WITH PUBLIC IMPROVEMENTS**

**IN-TRACT IMPROVEMENTS
IN TRACT HOME BUILDER EXPENSES**

PREPARED BY:

SCHEDIO GROUP LLC
809 14TH STREET, SUITE A
GOLDEN, COLORADO 80401

LICENSED PROFESSIONAL ENGINEER:

TIMOTHY A. MCCARTHY
STATE OF COLORADO
LICENSE NO. 44349

DATE PREPARED: February 11, 2024

CLIENT NO.: 181106

PROJECT: AAMCD (IN-TRACT)

Engineer's Report and Verification of Costs No. 28

TABLE OF CONTENTS

ENGINEER'S REPORT

INTRODUCTION.....	1
SUMMARY OF FINDINGS.....	1
DETERMINATION OF PUBLIC PRORATION PERCENTAGES.....	3
VERIFICATION OF COSTS.....	3
VERIFICATION OF PAYMENTS.....	3
VERIFICATION OF CONSTRUCTION.....	3
SPECIAL CIRCUMSTANCES AND NOTABLE METHODOLOGIES.....	3

ENGINEER'S VERIFICATION

ENGINEER'S VERIFICATION.....	4
------------------------------	---

EXHIBIT A

SUMMARY OF COSTS REVIEWED.....	5
--------------------------------	---

EXHIBIT B

SUMMARY OF DOCUMENTS REVIEWED.....	24
------------------------------------	----

ENGINEER'S REPORT

INTRODUCTION

Schedio Group LLC ("Schedio Group") entered into a Master Service Agreement ("MSA") for Engineering Services with Aerotropolis Area Coordinating Metropolitan District ("AACMD" and/or "CAB") on December 11, 2018. The purpose of this Engineer's Report and Verification of Costs Associated with Public Improvements ("Report") is to identify costs commonly referred to as "In-Tract Expenses" that are eligible to be paid for by the CAB. This Report is the 28th deliverable associated with the MSA.

The Capital Construction and Reimbursement Agreement (In-Tract Improvements) between The Aurora Highlands Community Authority Board ("CAB") and Aurora Highlands, LLC ("Developer") entered June 24, 2020, states "The Developer intends to enter into a Waiver and Release of Reimbursement Rights agreement with every Builder pursuant to which the Builder will agree to separately design, construct, and fund certain of the IN-Tract Improvements..."

The Waiver and Release of Reimbursement Rights between The Aurora Highlands Community Authority Board ("CAB"), Aurora Highlands, LLC ("Developer") and Pulte Home Company, LLC ("Pulte Homes" and "Builder") states "The Builder hereby irrevocably and perpetually consents, grants, transfers and pledges to the Developer all right, title and interest of the Builder, in and to any reimbursement of costs incurred in the planning, design, engineering, testing, construction, and installation of the In-Tract Improvements."

The Waiver and Release of Reimbursement Rights between The Aurora Highlands Community Authority Board ("CAB"), Aurora Highlands, LLC ("Developer"), and Richmond American Homes of Colorado, Inc. ("Builder") states "The Builder hereby irrevocably and perpetually consents, grants, transfers and pledges to the Developer all right, title and interest of the Builder, in and to any reimbursement of costs incurred in the planning, design, engineering, testing, construction, and installation of the In-Tract Improvements."

As a result of the three agreements referenced above, reimbursements associated with costs verified herein as associated with the design and construction of In-Tract Public Improvements will be reimbursed by the CAB to the Developer.

SUMMARY OF FINDINGS

To date, Schedio Group has reviewed a total of \$92,004,766.98 of incurred expenses associated with In-Tract Improvements. Of the \$92,004,766.98 reviewed, Schedio Group has verified \$61,042,609.40 as Public Capital Costs associated with the design and construction of In-Tract Public Improvements. Therefore, to date, the Total Verified Public Amount eligible for reimbursements from the CAB to the Developer is \$64,515,936.09.

Per *The Aurora Highlands Community Authority Board and Aerotropolis Area Coordinating Metropolitan District – Engineer's Report and Verification of Costs Associated with Public Improvements No. 27*, prepared by Schedio Group LLC and dated January 11, 2024 ("ERVC 27"), Schedio Group had verified \$61,042,609.40 as Public Capital Costs associated with the design and construction of In-Tract Public Improvements. Therefore, in prior reports, the Total Verified Public Amount eligible for reimbursement from the CAB to the Developer was \$61,042,609.40.

Regarding this Report, Schedio Group has reviewed \$5,460,436.55 of incurred expenses associated with In-Tract Improvements and proofs of payments associated with current and previously reviewed expenses.

Of the \$5,460,436.55 reviewed in expenses, Schedio Group has verified \$3,473,326.69 as Public Capital Costs associated with the design and construction of In-Tract Public Improvements. Proofs of payments from prior reports were received and included in the current report, causing the Total Verified Public Amount to be higher than the reviewed amount. Therefore, the Total Verified Public Amount eligible for reimbursement from the CAB to the Developer is **\$3,473,326.69**. See *Figure 1 – Summary of Verified In-Tract Public Improvements Segregated by Source* and *Figure 2 – Summary of Verified Soft, Indirect, and Hard Costs Segregated by Service Plan Category* below.

SOURCE	TOT VER PUB AMT	PREV VER PUB AMT	CUR VER PUB AMT
	VER NOS 1 - 28	VER NOS 1 - 27	VER NO 28
DRAWS			
Draws 1-41 + Past Expenses	\$ 661,992.37	\$ 661,992.37	\$ -
HOME BUILDER EXPENSES			
Bridgewater Homes	\$ 7,684,785.04	\$ 6,592,402.93	\$ 1,092,382.11
Century Homes	\$ 3,945,618.36	\$ 3,710,712.70	\$ 234,905.65
Pulte Homes	\$ 9,352,610.53	\$ 9,339,138.33	\$ 13,472.20
Richmond American Homes	\$ 21,777,308.29	\$ 20,411,941.20	\$ 1,365,367.10
Taylor Morrison Homes	\$ 12,447,283.04	\$ 12,409,160.52	\$ 38,122.52
The Aurora Highlands LLC	\$ 786,283.35	\$ 786,283.35	\$ -
TriPointe Homes	\$ 7,860,055.11	\$ 7,130,978.00	\$ 729,077.11
TOTALS -->	\$ 64,515,936.09	\$ 61,042,609.40	\$ 3,473,326.69

Figure 1 - Summary of Verified In-Tract Public Improvements Segregated by Source

	TOTAL AMT VERIFIED	PREVIOUS AMT VERIFIED	CURRENT AMT VERIFIED
	(Verification Nos. 1 through 28)	(Verification Nos. 1 through 27)	(Verification No. 28)
SOFT AND INDIRECT COSTS			
Streets	\$ 3,108,760.14	\$ 2,756,474.34	\$ 352,285.80
Water	\$ 2,801,189.71	\$ 2,399,908.52	\$ 401,281.19
Sanitary Sewer	\$ 2,466,774.35	\$ 2,201,561.28	\$ 265,213.07
Parks and Recreation	\$ 1,350,615.23	\$ 1,157,851.96	\$ 192,763.28
TOTAL SOFT AND INDIRECT COSTS -->	\$ 9,727,339.44	\$ 8,515,796.10	\$ 1,211,543.34
HARD COSTS			
Streets	\$ 31,014,798.31	\$ 29,271,591.57	\$ 1,743,206.75
Water	\$ 10,140,679.11	\$ 9,946,073.13	\$ 194,605.97
Sanitary Sewer	\$ 9,110,362.18	\$ 8,875,339.30	\$ 235,022.88
Parks and Recreation	\$ 4,522,757.06	\$ 4,433,809.30	\$ 88,947.75
TOTAL HARD COSTS -->	\$ 54,788,596.65	\$ 52,526,813.30	\$ 2,261,783.35
SOFT AND INDIRECT + HARD COSTS			
Streets	\$ 34,123,558.46	\$ 32,028,065.91	\$ 2,095,492.55
Water	\$ 12,941,868.82	\$ 12,345,981.65	\$ 595,887.16
Sanitary Sewer	\$ 11,577,136.53	\$ 11,076,900.58	\$ 500,235.95
Parks and Recreation	\$ 5,873,372.29	\$ 5,591,661.26	\$ 281,711.03
TOTAL SOFT AND INDIRECT + HARD COSTS -->	\$ 64,515,936.09	\$ 61,042,609.40	\$ 3,473,326.69

Figure 2 - Summary of Verified Soft, Indirect, and Hard Costs Segregated by Service Plan Category

As a result, Schedio Group recommends that **\$3,473,326.69** be reimbursed from the CAB to the Developer.

DETERMINATION OF PUBLIC PRORATION PERCENTAGES

The ratio of Total Public Area to Total Area yields a Public Proration Percentage that can be applied to select costs with both public and private components. Areas were taken directly from or derived from the plats. See *Figure 3 – Determination of Public Proration Percentages* below.

FILING	TOTAL OVERALL AREA	TOTAL PRIVATE AREA	% PRI	TOTAL PUBLIC AREA	% PUB
The Aurora Highlands Subdivision Filing No. 01	1,959,280	631,998	32.26%	1,327,282	67.74%
The Aurora Highlands Subdivision Filing No. 02	2,595,570	1,328,476	51.18%	1,267,094	48.82%
The Aurora Highlands Subdivision Filing No. 04	180,302	84,729	46.99%	95,573	53.01%
The Aurora Highlands Subdivision Filing No. 05	676,744	308,421	45.57%	368,323	54.43%
The Aurora Highlands Subdivision Filing No. 06	370,093	220,301	59.53%	149,792	40.47%
The Aurora Highlands Subdivision Filing No. 08	1,640,462	1,022,831	62.35%	659,722	40.22%
The Aurora Highlands Subdivision Filing No. 10	2,699,670	1,449,009	53.67%	1,250,661	53.67%
The Aurora Highlands Subdivision Filing No. 11	675,049	-	0.00%	675,049	100.00%
The Aurora Highlands Subdivision Filing No. 13	93,316	93,316	100.00%	-	0.00%
The Aurora Highlands Subdivision Filing No. 14	2140418	1253024	58.54%	887394	41.46%
The Aurora Highlands Subdivision Filing No. 16	3069264	1942984	63.30%	1126280	36.70%

Figure 3 - Determination of Public Proration Percentages

Public Proration Percentages were calculated and applied as deemed appropriate by Schedio Group.

VERIFICATION OF COSTS

Schedio Group reviewed soft, indirect, and hard costs associated with the design and construction of Public Improvements. Schedio Group found costs associated with Public Improvements to be reasonable when compared to similar projects, during similar timeframes in similar locales.

VERIFICATION OF PAYMENTS

Schedio Group verified proofs of payments totaling \$4,719,387.26 associated with costs reviewed in this Report. Of the \$4,719,387.26 in verified payments, \$3,473,326.69 is associated with the design and construction of Public Improvements.

VERIFICATION OF CONSTRUCTION

Schedio Group LLC performed a site visit on February 9, 2024. Observation of the constructed improvements was performed to ensure that Public Improvements are being constructed in general conformance with the approved construction drawings. Photos are available from Schedio Group LLC upon request.

SPECIAL CIRCUMSTANCES AND NOTABLE METHODOLOGIES

Schedio Group reserves the right to revise or amend this report should additional information become available that would warrant such.

ENGINEER'S VERIFICATION

Timothy A. McCarthy, P.E. / Schedio Group LLC (the Independent Consulting Engineer) states as follows:

The Independent Consulting Engineer is an engineer duly qualified and licensed in the State of Colorado with experience in the design, construction, and verification of Public Improvements of similar type and function as those described in the attached Engineer's Report dated February 11, 2024.


The Independent Consulting Engineer has reviewed applicable construction and legal documents related to the Public Improvements under consideration to state the conclusions set forth in this Engineer's Verification.

The Independent Consulting Engineer finds and determines that In-Tract Public Improvements considered in the attached Engineer's Report were constructed in general accordance with the approved construction drawings.

The Independent Consulting Engineer finds and determines that In-Tract Public Improvements considered in the attached Engineer's Report, from November 2023 through January 2024 are reasonably valued at **\$3,473,326.69**.

In the opinion of the Independent Consulting Engineer, the above-stated value for soft, indirect, and hard costs associated with the design and construction of the In-Tract Public Improvements is reasonable and consistent with costs of similar improvements constructed for similar purposes during the same timeframe and similar locales and is eligible for Developer Reimbursement by The Aurora Highlands Community Authority Board to Aurora Highlands, LLC.

Schedio Group recommends reimbursement from The Aurora Highlands Community Authority Board to Aurora Highlands, LLC in the amount of **\$3,473,326.69**.



February 11, 2024

Timothy A. McCarthy, P.E.

Colorado License No. 44349

EXHIBIT A

SUMMARY OF COSTS REVIEWED

SUMMARY OF COSTS REVIEWED

VER NO	TYPE	FILING	SOURCE	VENDOR	DESCRIPTION	INV NO	INV DATE	INV AMT	RET/OCIP/DISC	FINAL INV AMT	CHK NO	PMT DATE	PMT AMT	PAYOR	DATE CLEARED	VER PMT AMT	% PRI	PRI AMT	% PUB	PUB AMT	CUR VER PUB AMT	STREETS	WATER	SANITATION	PARKS & REC	
1	Hard	FILING 01	RAH	Alpine Civil Construction	Aurora Highland 2020-14	Multiple	Multiple	\$ 2,053,403.25	\$ 100,826.80	\$ 1,952,576.45	Multiple	Multiple	\$ 1,952,576.45	RAH	Multiple	\$ 1,952,576.45	0.00%	\$ -	100.00%	\$ 1,952,576.45	\$ 1,914,305.95	\$ 1,914,305.95	\$ -	\$ -	\$ -	\$ -
1	Soft	FILING 01	DRAWS-1-30	Aztec Consultants	Filing 1 Construction Staking	79795	01/17/20	\$ 2,250.00	\$ -	\$ 2,250.00	By District/Dev. Ad	NA	\$ 2,250.00	CAB	Pd Through Draw	\$ 2,250.00	30.19%	\$ 679.37	69.81%	\$ 1,570.63	\$ 1,570.63	\$ 392.66	\$ 392.66	\$ 392.66	\$ 392.66	
1	Soft	FILING 01	RAH	Aztec Consultants	21420-09 The Aurora Highlands	Multiple	Multiple	\$ 4,644.01	\$ -	\$ 4,644.01	Multiple	Multiple	\$ 4,644.01	RAH	Multiple	\$ 4,644.01	76.65%	\$ 3,531.35	24.35%	\$ 1,112.66	\$ 1,112.66	\$ 282.72	\$ 282.72	\$ 282.72	\$ 282.72	
1	Soft	FILING 01	RAH	Aztec Consultants	Test Holes (CS)	66739	04/11/19	\$ 2,750.00	\$ -	\$ 2,750.00	Multiple	05/17/19	\$ 2,750.00	RAH	05/24/19	\$ 2,750.00	32.26%	\$ 897.37	67.74%	\$ 1,852.64	\$ 1,852.64	\$ 465.74	\$ 465.74	\$ 465.74	\$ 465.74	
1	Hard	FILING 01	RAH	Bemas Construction	TAH Filing 1 20-050	Multiple	Multiple	\$ 814,538.58	\$ 9,966.55	\$ 804,572.03	Multiple	Multiple	\$ 804,572.03	RAH	Multiple	\$ 804,572.03	42.67%	\$ 343,321.86	57.33%	\$ 461,250.17	\$ 461,250.17	\$ 71,384.60	\$ 44,999.83	\$ 44,999.83	\$ 299,865.91	
1	Hard	FILING 01	RAH	Blue Mountain Erosion Control	Aurora Highlands Erosion cont	10244	10/16/20	\$ 7,473.00	\$ -	\$ 7,473.00	2 0311E+13	11/06/20	\$ 7,473.00	RAH	11/06/20	\$ 7,473.00	32.26%	\$ 2,410.54	67.74%	\$ 5,062.46	\$ 5,062.46	\$ 1,265.62	\$ 1,265.62	\$ 1,265.62	\$ 1,265.62	
1	Soft	FILING 01	DRAWS-1-30	Contour Services	Residential F1 EWEC - TO36	1056-19	01/24/20	\$ 563.00	\$ -	\$ 563.00	Pd Through Draw	NA	\$ 563.00	CAB	Pd Through Draw	\$ 563.00	32.26%	\$ 181.60	67.74%	\$ 381.40	\$ 381.40	\$ 95.35	\$ 95.35	\$ 95.35	\$ 95.35	
1	Soft	FILING 01	DRAWS-1-30	Contour Services	Residential F1 EWEC - TO36	1056-20	02/26/20	\$ 7,712.00	\$ -	\$ 7,712.00	Pd Through Draw	NA	\$ 7,712.00	CAB	Pd Through Draw	\$ 7,712.00	32.26%	\$ 2,487.63	67.74%	\$ 5,224.37	\$ 5,224.37	\$ 1,306.09	\$ 1,306.09	\$ 1,306.09	\$ 1,306.09	
1	Soft	FILING 01	RAH	CTL Thompson	Phase 1 Environmental & Bio A	509435	04/30/19	\$ 3,500.00	\$ -	\$ 3,500.00	1059694	06/14/19	\$ 3,500.00	RAH	06/20/20	\$ 3,500.00	32.26%	\$ 1,128.98	67.74%	\$ 2,371.02	\$ 2,371.02	\$ 592.75	\$ 592.75	\$ 592.75	\$ 592.75	
1	Hard	FILING 01	RAH	HR Green Development	132329 The Aurora Highlands	Multiple	Multiple	\$ 232,365.51	\$ -	\$ 232,365.51	Multiple	Multiple	\$ 232,365.51	RAH	Multiple	\$ 232,365.51	28.95%	\$ 67,272.47	70.05%	\$ 157,379.03	\$ 157,379.03	\$ 40,733.76	\$ 38,881.76	\$ 38,881.76	\$ 38,881.76	
1	Hard	FILING 01	RAH	Integrated Wall Solutions	Aurora Highlands 502019	Multiple	Multiple	\$ 202,366.51	\$ -	\$ 202,366.51	Multiple	Multiple	\$ 202,366.51	RAH	Multiple	\$ 202,366.51	100.00%	\$ 202,366.51	0.00%	\$ -	\$ 202,366.51	\$ -	\$ -	\$ -	\$ -	\$ -
1	Hard	FILING 01	RAH	Liberty Infrastructure LLC	THE AURORA HIGHLANDS - FILL	Multiple	Multiple	\$ 2,480,279.28	\$ 126,737.73	\$ 2,353,541.55	Multiple	Multiple	\$ 2,353,541.55	RAH	Multiple	\$ 2,353,541.55	9.37%	\$ 220,623.10	90.63%	\$ 2,132,918.45	\$ 2,132,918.45	\$ 1,113,193.37	\$ 561,705.15	\$ 436,485.13	\$ 21,534.79	
1	Soft	FILING 01	RAH	Norris Design	Tah Filing 1 CSP & Plat 0061-01	Multiple	Multiple	\$ 66,603.34	\$ -	\$ 66,603.34	Multiple	Multiple	\$ 66,603.34	RAH	Multiple	\$ 66,603.34	17.74%	\$ 11,818.26	82.26%	\$ 54,785.08	\$ 54,785.08	\$ 20,561.90	\$ 6,830.65	\$ 6,830.65	\$ 20,561.90	
1	Soft	FILING 01	RAH	Norris Design	Karl's Farm - Parcels A & B, Ma	Multiple	Multiple	\$ 80.00	\$ -	\$ 80.00	Multiple	Multiple	\$ 80.00	RAH	Multiple	\$ 80.00	100.00%	\$ 80.00	0.00%	\$ -	\$ -	\$ -	\$ -	\$ -	\$ -	\$ -
1	Soft	FILING 01	RAH	Rasanti Consulting Services	Dry Utility Consulting	1879	10/11/20	\$ 260.00	\$ -	\$ 260.00	1123034	10/23/20	\$ 260.00	RAH	11/03/20	\$ 260.00	100.00%	\$ 260.00	0.00%	\$ -	\$ -	\$ -	\$ -	\$ -	\$ -	\$ -
1	Hard	FILING 01	DRAWS-1-30	Stormwater Risk Management	Residential F1 - P1 & P2 EWEC	Pay App 1	01/24/20	\$ 5,531.85	\$ 291.15	\$ 5,240.70	Pd Through Draw	NA	\$ 5,531.85	CAB	Pd Through Draw	\$ 5,531.85	0.00%	\$ -	100.00%	\$ 5,531.85	\$ 5,531.85	\$ 1,382.96	\$ 1,382.96	\$ 1,382.96	\$ 1,382.96	
1	Hard	FILING 01	DRAWS-1-30	Stormwater Risk Management	Residential F1 - P1 & P2 EWEC	Pay App 2	02/24/20	\$ 4,733.60	\$ 235.68	\$ 4,497.92	Pd Through Draw	NA	\$ 4,733.60	CAB	Pd Through Draw	\$ 4,733.60	7.23%	\$ 343.22	23.34%	\$ 4,094.68	\$ 4,094.68	\$ 261.25	\$ 261.25	\$ 261.25	\$ 261.25	
1	Hard	FILING 01	DRAWS-1-30	Stormwater Risk Management	Residential F1 - P1 & P2 EWEC	Pay App 3	02/24/20	\$ 5,530.00	\$ -	\$ 5,530.00	Pd Through Draw	NA	\$ 5,530.00	CAB	Pd Through Draw	\$ 5,530.00	0.00%	\$ -	100.00%	\$ 5,530.00	\$ 5,530.00	\$ 1,282.50	\$ 1,282.50	\$ 1,282.50	\$ 1,282.50	
1	Hard	FILING 01	DRAWS-1-30	Stormwater Risk Management	Residential F1 - P1 & P2 EWEC	Pay App 4	04/28/20	\$ 15,806.78	\$ 790.34	\$ 15,016.44	Pd Through Draw	NA	\$ 15,016.44	CAB	Pd Through Draw	\$ 15,016.44	14.09%	\$ 2,115.17	85.91%	\$ 12,901.27	\$ 12,901.27	\$ 3,225.32	\$ 3,225.32	\$ 3,225.32	\$ 3,225.32	
1	Hard	FILING 01	DRAWS-1-30	Stormwater Risk Management	Residential F1 - P1 & P2 EWEC	Pay App 5	05/26/20	\$ 7,074.23	\$ 353.71	\$ 6,720.52	Pd Through Draw	NA	\$ 6,720.52	CAB	Pd Through Draw	\$ 6,720.52	36.75%	\$ 2,470.00	63.25%	\$ 4,250.52	\$ 4,250.52	\$ 1,062.63	\$ 1,062.63	\$ 1,062.63	\$ 1,062.63	
1	Hard	FILING 01	DRAWS-1-30	Stormwater Risk Management	Residential F1 - P1 & P2 EWEC	Pay App 6	06/24/20	\$ 8,039.40	\$ 401.97	\$ 7,637.43	Pd Through Draw	NA	\$ 7,637.43	CAB	Pd Through Draw	\$ 7,637.43	43.74%	\$ 3,340.52	56.26%	\$ 4,296.91	\$ 4,296.91	\$ 1,074.23	\$ 1,074.23	\$ 1,074.23	\$ 1,074.23	
1	Hard	FILING 01	DRAWS-1-30	Stormwater Risk Management	Residential F1 - P1 & P2 EWEC	Pay App 7	07/28/20	\$ 6,016.20	\$ 300.81	\$ 5,715.39	Pd Through Draw	NA	\$ 5,715.39	CAB	Pd Through Draw	\$ 5,715.39	0.00%	\$ -	100.00%	\$ 5,715.39	\$ 5,715.39	\$ 1,428.85	\$ 1,428.85	\$ 1,428.85	\$ 1,428.85	
1	Hard	FILING 01	DRAWS-1-30	Stormwater Risk Management	Residential F1 - P1 & P2 EWEC	Pay App 8	10/31/20	\$ 960.00	\$ 48.00	\$ 912.00	Pd Through Draw	NA	\$ 912.00	CAB	Pd Through Draw	\$ 912.00	0.00%	\$ -	100.00%	\$ 912.00	\$ 912.00	\$ 228.00	\$ 228.00	\$ 228.00	\$ 228.00	
1	Hard	FILING 01	DRAWS-1-30	Stormwater Risk Management	Stormwater Mgmt - Residential	Pay App 15	03/25/20	\$ 5,580.00	\$ -	\$ 5,580.00	Pd Through Draw	NA	\$ 5,580.00	CAB	Pd Through Draw	\$ 5,580.00	32.26%	\$ 1,799.92	67.74%	\$ 3,780.08	\$ 3,780.08	\$ 945.02	\$ 945.02	\$ 945.02	\$ 945.02	
1	Hard	FILING 01	DRAWS-1-30	Stormwater Risk Management	Stormwater Mgmt - Residential	Pay App 16	03/25/20	\$ 1,585.00	\$ -	\$ 1,585.00	Pd Through Draw	NA	\$ 1,585.00	CAB	Pd Through Draw	\$ 1,585.00	32.26%	\$ 511.27	67.74%	\$ 1,073.73	\$ 1,073.73	\$ 268.43	\$ 268.43	\$ 268.43	\$ 268.43	
1	Hard	FILING 01	DRAWS-1-30	Stormwater Risk Management	Stormwater Mgmt - Residential	Pay App 17	05/27/20	\$ 1,585.00	\$ -	\$ 1,585.00	Pd Through Draw	NA	\$ 1,585.00	CAB	Pd Through Draw	\$ 1,585.00	32.26%	\$ 511.27	67.74%	\$ 1,073.73	\$ 1,073.73	\$ 268.43	\$ 268.43	\$ 268.43	\$ 268.43	
1	Hard	FILING 01	DRAWS-1-30	Stormwater Risk Management	Stormwater Mgmt - Residential	Pay App 18	06/30/20	\$ 1,585.00	\$ -	\$ 1,585.00	Pd Through Draw	NA	\$ 1,585.00	CAB	Pd Through Draw	\$ 1,585.00	32.26%	\$ 511.27	67.74%	\$ 1,073.73	\$ 1,073.73	\$ 268.43	\$ 268.43	\$ 268.43	\$ 268.43	
1	Hard	FILING 01	DRAWS-1-30	Stormwater Risk Management	Stormwater Mgmt - Residential	Pay App 19	07/31/20	\$ 1,585.00	\$ -	\$ 1,585.00	Pd Through Draw	NA	\$ 1,585.00	CAB	Pd Through Draw	\$ 1,585.00	32.26%	\$ 511.27	67.74%	\$ 1,073.73	\$ 1,073.73	\$ 268.43	\$ 268.43	\$ 268.43	\$ 268.43	
1	Hard	FILING 01	DRAWS-1-30	Stormwater Risk Management	Stormwater Mgmt - Residential	Pay App 20	08/31/20	\$ 1,585.00	\$ -	\$ 1,585.00	Pd Through Draw	NA	\$ 1,585.00	CAB	Pd Through Draw	\$ 1,585.00	32.26%	\$ 511.27	67.74%	\$ 1,073.73	\$ 1,073.73	\$ 268.43	\$ 268.43	\$ 268.43	\$ 268.43	
1	Hard	FILING 01	DRAWS-1-30	Stormwater Risk Management	Stormwater Mgmt - Residential	Pay App 21	09/28/20	\$ 1,585.00	\$ -	\$ 1,585.00	Pd Through Draw	NA	\$ 1,585.00	CAB	Pd Through Draw	\$ 1,585.00	32.26%	\$ 511.27	67.74%	\$ 1,073.73	\$ 1,073.73	\$ 268.43	\$ 268.43	\$ 268.43	\$ 268.43	
1	Hard	FILING 01	DRAWS-1-30	Stormwater Risk Management	Stormwater Mgmt - Residential	Pay App 22	10/31/20	\$ 1,585.00	\$ -	\$ 1,585.00	Pd Through Draw	NA	\$ 1,585.00	CAB	Pd Through Draw	\$ 1,585.00	32.26%	\$ 511.27	67.74%	\$ 1,073.73	\$ 1,073.73	\$ 268.43	\$ 268.43	\$ 268.43	\$ 268.43	
1	Hard	FILING 01	DRAWS-1-30	Stormwater Risk Management	Stormwater Mgmt - Residential	Pay App 23	11/30/20	\$ 1,585.00	\$ -	\$ 1,585.00	Pd Through Draw	NA	\$ 1,585.00	CAB	Pd Through Draw	\$ 1,585.00	32.26%	\$ 511.27	67.74%	\$ 1,073.73	\$ 1,073.73	\$ 268.43	\$ 268.43	\$ 268.43	\$ 268.43	
1	Soft	FILING 01	DRAWS-1-30	Summit Strategies	Residential Filing 01 - CM Mgm	Draws 1-30	Multiple	\$ 1,897.00	\$ -	\$ 1,897.00	Pd Through Draw	NA	\$ 1,897.00	CAB	Pd Through Draw	\$ 1,897.00	30.19%	\$ 572.78	69.81%	\$ 1,324.22	\$ 1,324.22	\$ 331.06	\$ 331.06	\$ 331.06	\$ 331.06	
1	Soft	FILING 01	DRAWS-1-30	Terra Forma Solutions	Residential Filing 01 - CM Mgm	Draws 1-30	Multiple	\$ 10,660.25	\$ -	\$ 10,660.25	Pd Through Draw	NA	\$ 10,660.25	CAB	Pd Through Draw	\$ 10,660.25	30.19%	\$ 3,218.78	69.81%	\$ 7,441.47	\$ 7,441.47	\$ 1,860.37	\$ 1,860.37	\$ 1,860.37	\$ 1,860.37	
1	Soft	FILING 02	RAH	AG Wassenaar	Geotechnical Site Development	301960	04/26/19	\$ 31,800.00	\$ -	\$ 31,800.00	1096133	05/30/19	\$ 31,800.00	RAH	06/06/19	\$ 31,800.00	32.26%	\$ 10,257.61	67.74%	\$ 21,542.39	\$ 21,542.39	\$ 5,385.60	\$ 5,385.60	\$ 5,385.60	\$ 5,385.60	
1	Soft	FILING 02	RAH	Norris Design	Tah Filing 2 0061-01-2089	Multiple	Multiple	\$ 31,583.70	\$ -	\$ 31,583.70	Multiple	Multiple	\$ 31,583.70	RAH	Multiple	\$ 31,583.70	24.23%	\$ 7,652.17	75.77%	\$ 23,931.53	\$ 23,931.53	\$ 5,982.88	\$ 5,982.88	\$ 5,982.88	\$ 5,982.88	
1	Soft	FILING 04	DRAWS-1-30	City of Aurora	Filing 04 Plan Review Fees	608134	05/22/20	\$ 9,040.00	\$ -	\$ 9,040.00	Pd Through Draw	NA	\$ 9,040.00	CAB	Pd Through Draw	\$ 9,040.00	46.99%	\$ 4,248.15	53.01%	\$ 4,791.85	\$ 4,791.85	\$ 1,197.96	\$ 1,197.96	\$ 1,197.96	\$ 1,197.96	
1	Soft	FILING 04	DRAWS-1-30	HR Green Development	Engineering Services Filing 4	138810	10/20/20	\$ 67,900.06	\$ -	\$ 67,900.06	Pd by TAH	NA	\$ 67,900.06	CAB	Pd Through Draw	\$ 67,900.06	0.00%	\$ -	100.00%	\$ 67,900.06	\$ 67,900.06	\$ 16,990.02	\$ 16,990.02	\$ 16,990.02	\$ 16,990.02	
1	Soft	FILING 04	DRAWS-1-30	HR Green Development	TAH Filing 4 CSP and Plat	01-61648	09/30/20	\$ 2,123.20	\$ -	\$ 2,123.20	Pd Through Draw	NA	\$ 2,													

SUMMARY OF COSTS REVIEWED

VER NO	TYPE	FILING	SOURCE	VENDOR	DESCRIPTION	INV NO	INV DATE	INV AMT	RET/OCIP/DISC	FINAL INV AMT	CHK NO	PMT DATE	PMT AMT	PAYOR	DATE CLEARED	VER PMT AMT	% PRI	PRI AMT	% PUB	PUB AMT	CUR VER PUB AMT	STREETS	WATER	SANITATION	PARKS & REC		
2	Hard	FILING G1	RAH	Brightview Landscape Develop	The Aurora Highlands CSP NO	Multiple	Multiple	\$ 17,950.00	\$ 1,795.00	\$ 16,155.00	Multiple	Multiple	\$ 16,155.00	RAH	Multiple	\$ 16,155.00	100.00%	\$ 16,155.00	0.00%	\$ -	\$ -	\$ -	\$ -	\$ -	\$ -		
2	Soft	FILING G1	RAH	City of Aurora	Civil Plans Review	566101	03/07/19	\$ 7,137.00	-	\$ 7,137.00	1091207	03/07/19	\$ 7,137.00	RAH	03/26/19	\$ 7,137.00	15.00%	\$ 1,070.55	85.00%	\$ 6,066.45	\$ 6,066.45	\$ 1,516.61	\$ 1,516.61	\$ 1,516.61	\$ 1,516.61		
2	Soft	FILING G1	RAH	City of Aurora	Civil Plans Revision	601368	03/20/20	\$ 413.00	-	\$ 413.00	1112109	03/20/20	\$ 413.00	RAH	03/20/20	\$ 413.00	15.00%	\$ 63.80	85.00%	\$ 350.20	\$ 350.20	\$ 87.50	\$ 87.50	\$ 87.50	\$ 87.50		
2	Soft	FILING G1	RAH	City of Aurora	Civil Plans Revision	613551	08/25/20	\$ 824.00	-	\$ 824.00	1118898	08/25/20	\$ 824.00	RAH	08/18/20	\$ 824.00	15.00%	\$ 123.60	85.00%	\$ 700.40	\$ 700.40	\$ 175.10	\$ 175.10	\$ 175.10	\$ 175.10		
2	Soft	FILING G1	RAH	City of Aurora	RAH Road Areas Permit Fee	11.12.2020	11/12/20	\$ 2,250.00	-	\$ 2,250.00	1124279	11/18/20	\$ 2,250.00	RAH	12/15/20	\$ 2,250.00	0.00%	\$ -	100.00%	\$ 2,250.00	\$ 2,250.00	\$ 2,250.00	\$ 2,250.00	\$ 2,250.00	\$ 2,250.00		
2	Soft	FILING G1	RAH	City of Aurora	RAH Road Areas Surety	11.12.2020	11/12/20	\$ 2,612.50	-	\$ 2,612.50	1124278	11/18/20	\$ 2,612.50	RAH	12/03/20	\$ 2,612.50	0.00%	\$ -	100.00%	\$ 2,612.50	\$ 2,612.50	\$ 2,612.50	\$ 2,612.50	\$ 2,612.50	\$ 2,612.50		
2	Hard	FILING G1	RAH	Clear Creek Civil	Checked Manholes/Utilities am	1420	12/11/20	\$ 1,861.00	-	\$ 1,861.00	1125872	12/23/20	\$ 1,861.00	RAH	12/29/20	\$ 1,861.00	0.00%	\$ -	100.00%	\$ 1,861.00	\$ 1,861.00	\$ 465.25	\$ 465.25	\$ 465.25	\$ 465.25		
2	Hard	FILING G1	RAH	Clear Creek Civil	Erosion Control, Straw Crimp w	1358	08/31/20	\$ 6,538.29	-	\$ 6,538.29	1122605	10/16/20	\$ 6,538.29	RAH	10/20/20	\$ 6,538.29	32.26%	\$ 2,109.03	67.74%	\$ 4,429.26	\$ 4,429.26	\$ 1,107.31	\$ 1,107.31	\$ 1,107.31	\$ 1,107.31		
2	Hard	FILING G1	RAH	Clear Creek Civil	Install barricades from road clo	1381	10/30/20	\$ 2,053.00	-	\$ 2,053.00	1127359	01/29/21	\$ 2,053.00	RAH	02/04/21	\$ 2,053.00	32.26%	\$ 662.23	67.74%	\$ 1,390.77	\$ 1,390.77	\$ 347.69	\$ 347.69	\$ 347.69	\$ 347.69		
2	Hard	FILING G1	RAH	Clear Creek Civil	Material Hauling, Filling in Road	1383	10/30/20	\$ 23,430.00	-	\$ 23,430.00	1127360	01/29/21	\$ 23,430.00	RAH	02/04/21	\$ 23,430.00	0.00%	\$ -	100.00%	\$ 23,430.00	\$ 23,430.00	\$ 5,857.50	\$ 5,857.50	\$ 5,857.50	\$ 5,857.50		
2	Hard	FILING G1	RAH	Clear Creek Civil	Signage and Striping - Aurora H	1399	11/17/20	\$ 12,878.00	-	\$ 12,878.00	1124642	11/30/20	\$ 12,878.00	RAH	12/10/20	\$ 12,878.00	0.00%	\$ -	100.00%	\$ 12,878.00	\$ 12,878.00	\$ 3,219.50	\$ 3,219.50	\$ 3,219.50	\$ 3,219.50		
2	Hard	FILING G1	RAH	Clear Creek Civil	Snow Removal	1436	01/07/21	\$ 3,220.00	-	\$ 3,220.00	1127359	01/29/21	\$ 3,220.00	RAH	02/04/21	\$ 3,220.00	32.26%	\$ 1,038.66	67.74%	\$ 2,181.34	\$ 2,181.34	\$ 545.33	\$ 545.33	\$ 545.33	\$ 545.33		
2	Hard	FILING G1	RAH	Clear Creek Civil	Snow Removal	1444	01/15/21	\$ 1,589.50	-	\$ 1,589.50	1127359	01/29/21	\$ 1,589.50	RAH	02/04/21	\$ 1,589.50	32.26%	\$ 512.72	67.74%	\$ 1,076.78	\$ 1,076.78	\$ 269.20	\$ 269.20	\$ 269.20	\$ 269.20		
2	Hard	FILING G1	RAH	Clear Creek Civil	Surface Roughening, Mob Type	1351	09/18/20	\$ 2,990.00	-	\$ 2,990.00	1122284	10/09/20	\$ 2,990.00	RAH	10/16/20	\$ 2,990.00	0.00%	\$ -	100.00%	\$ 2,990.00	\$ 2,990.00	\$ 747.50	\$ 747.50	\$ 747.50	\$ 747.50		
2	Hard	FILING G1	RAH	Clear Creek Civil	Repaired signage	1394	11/12/20	\$ 811.00	-	\$ 811.00	1125309	12/11/20	\$ 811.00	RAH	12/16/20	\$ 811.00	100.00%	\$ 811.00	0.00%	\$ -	\$ -	\$ -	\$ -	\$ -	\$ -	\$ -	\$ -
2	Soft	FILING G1	RAH	CMS Environmental Solutions	SW Permit, APEN, Notice of Int	112695	12/07/20	\$ 585.00	-	\$ 585.00	1127044	01/22/21	\$ 585.00	RAH	01/28/21	\$ 585.00	51.18%	\$ 299.42	48.82%	\$ 285.58	\$ 285.58	\$ 71.40	\$ 71.40	\$ 71.40	\$ 71.40		
2	Soft	FILING G1	RAH	CMS Environmental Solutions	SWMP Copy Non CMS	109133	10/07/20	\$ 1,470.00	-	\$ 1,470.00	1125873	12/23/20	\$ 1,470.00	RAH	01/06/21	\$ 1,470.00	51.18%	\$ 752.26	48.82%	\$ 717.62	\$ 717.62	\$ 179.40	\$ 179.40	\$ 179.40	\$ 179.40		
2	Soft	FILING G1	RAH	CMS Environmental Solutions	SWMP Copy Non CMS	112839	12/15/20	\$ 195.00	-	\$ 195.00	1127044	01/22/21	\$ 195.00	RAH	01/28/21	\$ 195.00	51.18%	\$ 99.81	48.82%	\$ 95.19	\$ 95.19	\$ 23.80	\$ 23.80	\$ 23.80	\$ 23.80		
2	Soft	FILING G1	RAH	CMS Environmental Solutions	TAH SWMP	105020	06/12/20	\$ 2,500.00	-	\$ 2,500.00	1118947	08/07/20	\$ 2,500.00	RAH	08/12/20	\$ 2,500.00	32.26%	\$ 806.42	67.74%	\$ 1,693.58	\$ 1,693.58	\$ 423.40	\$ 423.40	\$ 423.40	\$ 423.40		
2	Soft	FILING G1	RAH	CMS Environmental Solutions	Weekly + Rain Inspections	106677	08/01/20	\$ 595.00	-	\$ 595.00	1121134	09/18/20	\$ 595.00	RAH	09/25/20	\$ 595.00	32.26%	\$ 191.93	67.74%	\$ 403.07	\$ 403.07	\$ 100.77	\$ 100.77	\$ 100.77	\$ 100.77		
2	Soft	FILING G1	RAH	CMS Environmental Solutions	Weekly + Rain Inspections	107843	09/01/20	\$ 595.00	-	\$ 595.00	1122606	10/16/20	\$ 595.00	RAH	10/22/20	\$ 595.00	32.26%	\$ 191.93	67.74%	\$ 403.07	\$ 403.07	\$ 100.77	\$ 100.77	\$ 100.77	\$ 100.77		
2	Soft	FILING G1	RAH	CMS Environmental Solutions	Weekly + Rain Inspections	110445	11/01/20	\$ 595.00	-	\$ 595.00	1125563	12/18/20	\$ 595.00	RAH	01/06/21	\$ 595.00	32.26%	\$ 191.93	67.74%	\$ 403.07	\$ 403.07	\$ 100.77	\$ 100.77	\$ 100.77	\$ 100.77		
2	Soft	FILING G1	RAH	CMS Environmental Solutions	Weekly + Rain Inspections	111812	12/01/20	\$ 595.00	-	\$ 595.00	1127044	01/22/21	\$ 595.00	RAH	01/28/21	\$ 595.00	32.26%	\$ 191.93	67.74%	\$ 403.07	\$ 403.07	\$ 100.77	\$ 100.77	\$ 100.77	\$ 100.77		
2	Soft	FILING G1	RAH	CMS Environmental Solutions	Weekly + Rain Inspections	111111	01/01/21	\$ 595.00	-	\$ 595.00	111010	01/12/21	\$ 595.00	RAH	01/12/21	\$ 595.00	32.26%	\$ 191.93	67.74%	\$ 403.07	\$ 403.07	\$ 100.77	\$ 100.77	\$ 100.77	\$ 100.77		
2	Soft	FILING G1	RAH	CMS Environmental Solutions	Weekly + Rain Inspections, Co	112424	02/01/21	\$ 595.00	-	\$ 595.00	112424	02/01/21	\$ 595.00	RAH	02/01/21	\$ 595.00	32.26%	\$ 191.93	67.74%	\$ 403.07	\$ 403.07	\$ 100.77	\$ 100.77	\$ 100.77	\$ 100.77		
2	Soft	FILING G1	RAH	CTL Thompson	Phase 1 Environmental & Bio A	532409	12/31/19	\$ 4,300.00	-	\$ 4,300.00	1108548	01/15/20	\$ 4,300.00	RAH	01/22/20	\$ 4,300.00	32.26%	\$ 1,387.04	67.74%	\$ 2,912.96	\$ 2,912.96	\$ 728.24	\$ 728.24	\$ 728.24	\$ 728.24		
2	Soft	FILING G1	RAH	HR Green Development	181259 The Aurora Highlands	Multiple	Multiple	\$ 43,640.40	-	\$ 43,640.40	Multiple	Multiple	\$ 43,640.40	RAH	Multiple	\$ 43,640.40	41.90%	\$ 18,285.01	58.10%	\$ 25,355.39	\$ 25,355.39	\$ 6,038.85	\$ 6,038.85	\$ 6,038.85	\$ 6,038.85		
2	Soft	FILING G1	RAH	Norris Design	Tah Filing 1 CSP & Plat 0061-01	Multiple	Multiple	\$ 36,532.70	-	\$ 36,532.70	Multiple	Multiple	\$ 36,532.70	RAH	Multiple	\$ 36,532.70	19.77%	\$ 7,222.61	80.23%	\$ 29,310.09	\$ 29,310.09	\$ 11,488.58	\$ 11,488.58	\$ 11,488.58	\$ 11,488.58		
2	Hard	FILING G1	RAH	Page Specialty Company	Concrete Pad and Mailbox Cou	33237	11/19/20	\$ 11,622.40	-	\$ 11,622.40	1125610	12/18/20	\$ 11,622.40	RAH	12/24/20	\$ 11,622.40	0.00%	\$ -	100.00%	\$ 11,622.40	\$ 11,622.40	\$ -	\$ -	\$ -	\$ -		
2	Hard	FILING G1	RAH	ProSystems	Aurora Highlands - Street Light	Multiple	Multiple	\$ 379,493.00	-	\$ 379,493.00	Multiple	Multiple	\$ 379,493.00	RAH	Multiple	\$ 379,493.00	0.00%	\$ -	100.00%	\$ 379,493.00	\$ 379,493.00	\$ 94,873.25	\$ 94,873.25	\$ 94,873.25	\$ 94,873.25		
2	Soft	FILING G1	RAH	Rasanti Consulting Services	Dry Utility Consulting	1812	07/17/20	\$ 828.75	-	\$ 828.75	1118980	08/07/20	\$ 828.75	RAH	08/14/20	\$ 828.75	100.00%	\$ 828.75	0.00%	\$ -	\$ -	\$ -	\$ -	\$ -	\$ -		
2	Soft	FILING G1	RAH	State of CO Dept of Public Healt	Modification Fee for Permit CO	W021107378	06/17/21	\$ 88.00	-	\$ 88.00	1153135	07/23/21	\$ 88.00	RAH	07/28/21	\$ 88.00	32.26%	\$ 28.39	67.74%	\$ 59.61	\$ 59.61	\$ 14.90	\$ 14.90	\$ 14.90	\$ 14.90		
2	Hard	FILING G1	DRAWS 31-40	Stormwater Risk Management	Residential F1 - P1 & P2 EWEC	Multiple	Multiple	\$ 46,292.33	\$ 2,314.62	\$ 43,977.71	Pd Through Draw	NA	\$ 43,977.71	CAB	Pd Through Draw	\$ 43,977.71	32.26%	\$ 14,185.73	67.74%	\$ 29,791.98	\$ 29,791.98	\$ 7,447.99	\$ 7,447.99	\$ 7,447.99	\$ 7,447.99		
2	Hard	FILING G1	DRAWS 31-40	Stormwater Risk Management	Residential F1 - P1 & P2 EWEC	Pay App No. 9	Multiple	\$ 25,650.01	-	\$ 25,650.01	Pay App No. 9	NA	\$ 25,650.01	CAB	Pd Through Draw	\$ 25,650.01	32.26%	\$ 8,273.83	67.74%	\$ 17,376.18	\$ 17,376.18	\$ 4,344.04	\$ 4,344.04	\$ 4,344.04	\$ 4,344.04		
2	Hard	FILING G1	DRAWS 31-40	Stormwater Risk Management	Stormwater Mgmt - Residential	Pay App No. 24	Multiple	\$ 1,585.00	-	\$ 1,585.00	Pd Through Draw	NA	\$ 1,585.00	CAB	Pd Through Draw	\$ 1,585.00	32.26%	\$ 511.27	67.74%	\$ 1,073.73	\$ 1,073.73	\$ 268.43	\$ 268.43	\$ 268.43	\$ 268.43		
2	Soft	FILING G2	RAH	AG Wassenaar	201006 TAH Filing 1 Aurora Blv	325220	11/30/20	\$ 729.00	-	\$ 729.00	1125862	12/23/20	\$ 729.00	RAH	12/29/20	\$ 729.00	32.26%	\$ 235.15	67.74%	\$ 493.85	\$ 493.85	\$ 123.46	\$ 123.46	\$ 123.46	\$ 123.46		
2	Soft	FILING G2	RAH	AG Wassenaar	201006 TAH Filing 1 Aurora Blv	328855	02/28/21	\$ 1,301.00	-	\$ 1,301.00	ACH 13603	03/29/21	\$ 1,301.00	RAH	03/29/21	\$ 1,301.00	32.26%	\$ 419.66	67.74%	\$ 881.34	\$ 881.34	\$ 220.34	\$ 220.34	\$ 220.34	\$ 220.34		
2	Soft	FILING G2	RAH	AG Wassenaar	201006 TAH Filing 1 Aurora Blv	331584	04/30/21	\$ 1,745.00	-	\$ 1,745.00	ACH 13736	05/24/21	\$ 1,745.00	RAH	05/24/21	\$ 1,745.00	32.26%	\$ 562.88	67.74%	\$ 1,182.12	\$ 1,182.12	\$ 295.53	\$ 295.53	\$ 295.53	\$ 295.53		
2	Soft	FILING G2	RAH	AG Wassenaar	201006 TAH Filing 1 Aurora Blv	332378	05/21/21	\$ 309.00	-	\$ 309.00	ACH 19986	07/02/21	\$ 309.00	RAH	07/02/21	\$ 309.00	32.26%	\$ 99.87	67.74%	\$ 209.13	\$ 209.13	\$ 52.33	\$ 52.33	\$ 52.33	\$ 52.33		

SUMMARY OF COSTS REVIEWED

VER NO	TYPE	FILING	SOURCE	VENDOR	DESCRIPTION	INV NO	INV DATE	INV AMT	RET/OCIP/DISC	FINAL INV AMT	CHK NO	PMT DATE	PMT AMT	PAYOR	DATE CLEARED	VER PMT AMT	% PRI	PRI AMT	% PUB	PUB AMT	CUR VER PUB AMT	STREETS	WATER	SANITATION	PARKS & REC
3	Soft	FILING 02	RAH	AG Wassenaar	212006 TAH F2 East 42nd Ave.	339819	09/30/21	\$ 9,033.50	\$ -	\$ 9,033.50	27606	09/30/21	\$ 9,033.50	RAH	09/30/21	\$ 9,033.50	51.18%	\$ 4,623.57	48.82%	\$ 4,409.93	\$ 4,409.93	\$ 1,102.48	\$ 1,102.48	\$ 1,102.48	\$ 1,102.48
3	Soft	FILING 02	RAH	AG Wassenaar	212006 TAH F2 East 42nd Ave.	339820	09/30/21	\$ 4,580.00	\$ -	\$ 4,580.00	27606	09/30/21	\$ 4,580.00	RAH	09/30/21	\$ 4,580.00	51.18%	\$ 2,344.16	48.82%	\$ 2,235.84	\$ 2,235.84	\$ 558.96	\$ 558.96	\$ 558.96	\$ 558.96
3	Hard	FILING 02	RAH	Alpine Civil Construction	Aurora Highlands CSP-2	MULTIPLE	MULTIPLE	\$ 1,078,097.23	\$ 119,319.33	\$ 958,777.93	MULTIPLE	MULTIPLE	\$ 958,777.93	RAH	MULTIPLE	\$ 958,777.93	0.00%	\$ -	100.00%	\$ 958,777.93	\$ 958,777.93	\$ 958,777.93	\$ 958,777.93	\$ 958,777.93	\$ 958,777.93
3	Soft	FILING 02	RAH	Aztec Consultants	21420-72 Aurora Highlands Fil	MULTIPLE	MULTIPLE	\$ 5,565.03	\$ -	\$ 5,565.03	MULTIPLE	MULTIPLE	\$ 5,565.03	RAH	MULTIPLE	\$ 5,565.03	74.12%	\$ 4,125.00	100.00%	\$ 4,125.00	\$ 4,125.00	\$ 990.00	\$ 990.00	\$ 990.00	\$ 990.00
3	Soft	FILING 02	RAH	B & J Surveying	EAGP PACKAGE	334286	08/20/21	\$ 51,975.00	\$ -	\$ 51,975.00	29693	08/20/21	\$ 51,975.00	RAH	08/20/21	\$ 51,975.00	100.00%	\$ 51,975.00	0.00%	\$ -	\$ -	\$ -	\$ -	\$ -	\$ -
3	Hard	FILING 02	RAH	Blue Mountain Erosion Control	Aurora Highlands Erosion contr	12485	09/09/21	\$ 7,288.85	\$ -	\$ 7,288.85	25418	09/09/21	\$ 7,288.85	RAH	09/09/21	\$ 7,288.85	32.26%	\$ 2,351.14	67.74%	\$ 4,937.71	\$ 4,937.71	\$ 1,234.43	\$ 1,234.43	\$ 1,234.43	\$ 1,234.43
3	Hard	FILING 02	RAH	Clear Creek Civil	Trucking 2020-04	1595	06/29/21	\$ 7,735.20	\$ -	\$ 7,735.20	1134833	06/29/21	\$ 7,735.20	RAH	06/29/21	\$ 7,735.20	51.18%	\$ 3,959.06	48.82%	\$ 3,776.14	\$ 3,776.14	\$ 944.03	\$ 944.03	\$ 944.03	\$ 944.03
3	Hard	FILING 02	RAH	Clear Creek Civil	Trucking 2020-04	1742	11/05/21	\$ 140,685.79	\$ -	\$ 140,685.79	1138918	11/05/21	\$ 140,685.79	RAH	11/05/21	\$ 140,685.79	51.18%	\$ 72,006.42	48.82%	\$ 68,679.37	\$ 68,679.37	\$ 17,169.84	\$ 17,169.84	\$ 17,169.84	\$ 17,169.84
3	Hard	FILING 02	RAH	IES Corp	2105 The Aurora Highlands Ear	2123	10/25/21	\$ 118,911.67	\$ 3,888.41	\$ 115,023.26	1138680	10/25/21	\$ 115,023.26	RAH	10/25/21	\$ 115,023.26	51.18%	\$ 58,871.71	48.82%	\$ 56,151.55	\$ 56,151.55	\$ 14,037.89	\$ 14,037.89	\$ 14,037.89	\$ 14,037.89
3	Hard	FILING 02	RAH	Liberty Infrastructure LLC	Jet Clean and Vac Live Sewer	20100-28	03/29/21	\$ 2,168.89	\$ 56.81	\$ 2,112.08	ACH 30053	03/29/21	\$ 2,112.08	RAH	03/29/21	\$ 2,112.08	100.00%	\$ 2,112.08	0.00%	\$ -	\$ -	\$ -	\$ -	\$ -	\$ -
3	Soft	FILING 02	RAH	Risquant Consulting Services	Dry Utility Consulting	2135	10/09/21	\$ 828.75	\$ -	\$ 828.75	1138862	10/09/21	\$ 828.75	RAH	10/09/21	\$ 828.75	100.00%	\$ 828.75	0.00%	\$ -	\$ -	\$ -	\$ -	\$ -	\$ -
3	Hard	FILING 02	RAH	Xcel Energy	New Electric Distribution	CR-12484389	10/25/21	\$ 85,019.00	\$ -	\$ 85,019.00	1138780	11/02/21	\$ 85,019.00	RAH	11/08/21	\$ 85,019.00	100.00%	\$ 85,019.00	0.00%	\$ -	\$ -	\$ -	\$ -	\$ -	\$ -
3	Hard	FILING 02	RAH	Xcel Energy	New Gas Distribution	CR-5300130373915	09/21/21	\$ 111,888.00	\$ -	\$ 111,888.00	1138781	11/02/21	\$ 111,888.00	RAH	11/08/21	\$ 111,888.00	100.00%	\$ 111,888.00	0.00%	\$ -	\$ -	\$ -	\$ -	\$ -	\$ -
3	Soft	OA In Tract	DRAW 41	Schedio Group	Cost Verification - In Tract Imp	181106-0983	10/19/21	\$ 9,932.25	\$ -	\$ 9,932.25	Pd Through Draw	01/03/22	\$ 9,932.25	Pulte	01/03/22	\$ 9,932.25	0.00%	\$ -	100.00%	\$ 9,932.25	\$ 9,932.25	\$ 2,483.06	\$ 2,483.06	\$ 2,483.06	\$ 2,483.06
4	Hard	FILING 01	RAH	Liberty Infrastructure LLC	THE AURORA HIGHLANDS - FIL	MULTIPLE	MULTIPLE	\$ 68,458.09	\$ -	\$ 68,458.09	MULTIPLE	MULTIPLE	\$ 68,458.09	RAH	MULTIPLE	\$ 68,458.09	-69.18%	\$ (47,356.41)	169.18%	\$ 115,814.50	\$ 115,814.50	\$ (23,014.40)	\$ 149,914.16	\$ (10,847.91)	\$ (238.30)
4	Soft	FILING 02	RAH	AG Wassenaar	213280MAS 213281-213506 TA	337512	08/22/21	\$ 5,040.00	\$ -	\$ 5,040.00	ACH 29101	08/22/21	\$ 5,040.00	RAH	11/07/21	\$ 5,040.00	100.00%	\$ 5,040.00	0.00%	\$ -	\$ -	\$ -	\$ -	\$ -	\$ -
4	Soft	FILING 02	RAH	AG Wassenaar	213280MAS 213281-213506 TA	341968	11/15/21	\$ 16,240.00	\$ -	\$ 16,240.00	ACH 30107	11/03/21	\$ 16,240.00	RAH	11/07/21	\$ 16,240.00	100.00%	\$ 16,240.00	0.00%	\$ -	\$ -	\$ -	\$ -	\$ -	\$ -
4	Soft	FILING 02	RAH	AG Wassenaar	213280MAS 213281-213506 TA	342756	11/24/21	\$ 21,840.00	\$ -	\$ 21,840.00	ACH 30107	11/03/21	\$ 21,840.00	RAH	11/07/21	\$ 21,840.00	100.00%	\$ 21,840.00	0.00%	\$ -	\$ -	\$ -	\$ -	\$ -	\$ -
4	Soft	FILING 02	RAH	AG Wassenaar	201006 TAH Filing 1 Aurora Blv	341435	10/31/21	\$ 180.00	\$ -	\$ 180.00	ACH 29596	10/31/21	\$ 180.00	RAH	10/31/21	\$ 180.00	32.26%	\$ 58.06	67.74%	\$ 121.94	\$ 121.94	\$ 30.48	\$ 30.48	\$ 30.48	\$ 30.48
4	Soft	FILING 02	RAH	AG Wassenaar	212006 TAH F2 East 42nd Ave.	338461	08/31/21	\$ 4,423.00	\$ -	\$ 4,423.00	ACH 25398	09/20/21	\$ 4,423.00	RAH	09/20/21	\$ 4,423.00	51.18%	\$ 2,263.80	48.82%	\$ 2,159.20	\$ 2,159.20	\$ 539.80	\$ 539.80	\$ 539.80	\$ 539.80
4	Soft	FILING 02	RAH	AG Wassenaar	212006 TAH F2 East 42nd Ave.	338462	08/31/21	\$ 9,973.50	\$ -	\$ 9,973.50	ACH 25398	09/20/21	\$ 9,973.50	RAH	09/20/21	\$ 9,973.50	28.43%	\$ 2,835.25	71.57%	\$ 7,138.25	\$ 7,138.25	\$ 1,784.56	\$ 1,784.56	\$ 1,784.56	\$ 1,784.56
4	Soft	FILING 02	RAH	AG Wassenaar	212006 TAH F2 East 42nd Ave.	338463	08/31/21	\$ 6,547.00	\$ -	\$ 6,547.00	ACH 25398	09/20/21	\$ 6,547.00	RAH	09/20/21	\$ 6,547.00	28.22%	\$ 1,847.69	71.78%	\$ 4,699.31	\$ 4,699.31	\$ 1,174.83	\$ 1,174.83	\$ 1,174.83	\$ 1,174.83
4	Soft	FILING 02	RAH	AG Wassenaar	212006 TAH F2 East 42nd Ave.	341436	10/31/21	\$ 3,595.00	\$ -	\$ 3,595.00	ACH 29596	10/31/21	\$ 3,595.00	RAH	10/31/21	\$ 3,595.00	51.18%	\$ 1,840.01	48.82%	\$ 1,754.99	\$ 1,754.99	\$ 438.75	\$ 438.75	\$ 438.75	\$ 438.75
4	Soft	FILING 02	RAH	AG Wassenaar	212006 TAH F2 East 42nd Ave.	341437	10/31/21	\$ 6,990.00	\$ -	\$ 6,990.00	ACH 29596	10/31/21	\$ 6,990.00	RAH	10/31/21	\$ 6,990.00	26.62%	\$ 1,860.48	73.38%	\$ 5,129.52	\$ 5,129.52	\$ 1,282.38	\$ 1,282.38	\$ 1,282.38	\$ 1,282.38
4	Soft	FILING 02	RAH	AG Wassenaar	212006 TAH F2 East 42nd Ave.	341438	10/31/21	\$ 10,000.00	\$ -	\$ 10,000.00	ACH 29596	10/31/21	\$ 10,000.00	RAH	10/31/21	\$ 10,000.00	29.98%	\$ 2,997.51	74.02%	\$ 7,402.49	\$ 7,402.49	\$ 1,850.62	\$ 1,850.62	\$ 1,850.62	\$ 1,850.62
4	Hard	FILING 02	RAH	Alpine Civil Construction	Aurora Highlands CSP-2	2021-15.6	10/31/21	\$ 435,025.03	\$ -	\$ 435,025.03	MULTIPLE	MULTIPLE	\$ 391,522.55	RAH	MULTIPLE	\$ 391,522.55	0.00%	\$ -	100.00%	\$ 391,522.55	\$ 391,522.55	\$ 391,522.55	\$ 391,522.55	\$ 391,522.55	\$ 391,522.55
4	Hard	FILING 02	RAH	Bridgewater	Aurora Highlands - Street Light	1	11/19/21	\$ 208,248.75	\$ 23,280.13	\$ 184,968.62	ACH	12/15/21	\$ 184,968.62	0.00%	\$ -	-100.00%	\$ -	100.00%	\$ 184,968.62	\$ 184,968.62	\$ 184,968.62	\$ 184,968.62	\$ 184,968.62	\$ 184,968.62	
4	Soft	FILING 02	RAH	City of Aurora	Civil Plans Revision	658629	10/14/21	\$ 424.00	\$ -	\$ 424.00	1138236	11/02/21	\$ 424.00	RAH	11/02/21	\$ 424.00	51.18%	\$ 217.01	48.82%	\$ 206.99	\$ 206.99	\$ 51.75	\$ 51.75	\$ 51.75	\$ 51.75
4	HARD	FILING 02	RAH	Clear Creek Civil	Aurora Highlands 2020-12 - Silt	1668	09/03/21	\$ 1,521.20	\$ -	\$ 1,521.20	1137147	09/17/21	\$ 1,521.20	RAH	09/22/21	\$ 1,521.20	51.18%	\$ 778.59	48.82%	\$ 742.61	\$ 742.61	\$ 185.65	\$ 185.65	\$ 185.65	\$ 185.65
4	HARD	FILING 02	RAH	Clear Creek Civil	Aurora Highlands 2020-12 - Str	1677	09/03/21	\$ 600.00	\$ -	\$ 600.00	1137492	09/24/21	\$ 600.00	RAH	09/24/21	\$ 600.00	51.18%	\$ 307.09	48.82%	\$ 292.91	\$ 292.91	\$ 73.23	\$ 73.23	\$ 73.23	\$ 73.23
4	Hard	FILING 02	RAH	Clear Creek Civil	Aurora Highlands 2020-12 - Str	1702	09/15/21	\$ 1,000.00	\$ -	\$ 1,000.00	1137492	09/24/21	\$ 1,000.00	RAH	09/29/21	\$ 1,000.00	51.18%	\$ 511.82	48.82%	\$ 488.18	\$ 488.18	\$ 122.04	\$ 122.04	\$ 122.04	\$ 122.04
4	Hard	FILING 02	RAH	Clear Creek Civil	Aurora Highlands 2020-12 - Str	1715	09/15/21	\$ 900.00	\$ -	\$ 900.00	1137492	09/24/21	\$ 900.00	RAH	09/29/21	\$ 900.00	51.18%	\$ 460.64	48.82%	\$ 439.36	\$ 439.36	\$ 109.84	\$ 109.84	\$ 109.84	\$ 109.84
4	Hard	FILING 02	RAH	Clear Creek Civil	Aurora Highlands 2020-13 - Install	1712	09/15/21	\$ 800.00	\$ -	\$ 800.00	1137492	09/24/21	\$ 800.00	RAH	09/29/21	\$ 800.00	100.00%	\$ 800.00	0.00%	\$ -	\$ -	\$ 200.00	\$ 200.00	\$ 200.00	\$ 200.00
4	Hard	FILING 02	RAH	Clear Creek Civil	General Erosion Control	1708	09/15/21	\$ 3,329.48	\$ -	\$ 3,329.48	1137492	09/24/21	\$ 3,329.48	RAH	09/29/21	\$ 3,329.48	51.18%	\$ 1,704.11	48.82%	\$ 1,625.37	\$ 1,625.37	\$ 406.34	\$ 406.34	\$ 406.34	\$ 406.34
4	Hard	FILING 02	RAH	Clear Creek Civil	General Erosion Control	1711	09/15/21	\$ 7,560.00	\$ -	\$ 7,560.00	1137492	09/24/21	\$ 7,560.00	RAH	09/29/21	\$ 7,560.00	51.18%	\$ 3,869.39	48.82%	\$ 3,690.61	\$ 3,690.61	\$ 922.65	\$ 922.65	\$ 922.65	\$ 922.65
4	Hard	FILING 02	RAH	Clear Creek Civil	Install Erosion Control Blanket	1774	11/04/21	\$ 5,000.00	\$ -	\$ 5,000.00	1139274	12/01/21	\$ 5,000.00	RAH	12/01/21	\$ 5,000.00	48.82%	\$ 2,559.12	100.00%	\$ 2,440.88	\$ 2,440.88	\$ 610.22	\$ 610.22	\$ 610.22	\$ 610.22
4	Hard	FILING 02	RAH	Clear Creek Civil	Install Silt Fence at back of curb	1766	11/04/21	\$ 5,357.50	\$ -	\$ 5,357.50	1139274	12/01/21	\$ 5,357.50	RAH	12/01/21	\$ 5,357.50	0.00%	\$ -	100.00%	\$ 5,357.50	\$ 5,357.50	\$ 1,339.38	\$ 1,339.38	\$ 1,339.38	\$ 1,339.38
4	Hard	FILING 02	RAH	Clear Creek Civil	Install Silt Fence at back of curb	1775	11/04/21	\$ 16,900.00	\$ -	\$ 16,900.00	1139274	12/01/21	\$ 16,900.00	RAH	12/01/21	\$ 16,900.00	0.00%	\$ -	100.00%	\$ 16,900.00	\$ 16,900.00	\$ 4,225.00	\$ 4,225.00	\$ 4,225.00	

SUMMARY OF COSTS REVIEWED

VER NO	TYPE	FILING	SOURCE	VENDOR	DESCRIPTION	INV NO	INV DATE	INV AMT	RET/OCIP/DISC	FINAL INV AMT	CHK NO	PMT DATE	PMT AMT	PAYOR	DATE CLEARED	VER PMT AMT	% PRI	PRI AMT	% PUB	PUB AMT	CUR VER PUB AMT	STREETS	WATER	SANITATION	PARKS & REC		
4	Soft	FILING 08	Putte	HR Green Development	Project No. 201684	MULTIPLE	MULTIPLE	\$ 16,163.55	-	\$ 16,163.55	Vendor Stmt	Multiple	\$ 17,173.02	Putte	Multiple	\$ 17,173.02	60.09%	\$ 9,713.36	39.91%	\$ 6,459.19	\$ 6,231.92	\$ 1,557.98	\$ 1,557.98	\$ 1,557.98	\$ 1,557.98		
4	Hard	FILING 08	Putte	Nelson Pipeline	TAH: Filings 4, 5, 8, 13 - Infrast	MULTIPLE	MULTIPLE	\$ 1,500,345.00	\$ 150,034.50	\$ 1,350,310.50	UCLW	Multiple	\$ 741,237.30	Putte	Multiple	\$ 741,237.30	15.50%	\$ 209,331.00	84.50%	\$ 1,140,979.50	\$ 647,344.80	\$ 172,792.80	\$ 230,652.00	\$ 243,900.00	\$ 243,900.00		
4	Hard	FILING 08	Putte	Norris Design	TAH: Filings 4, 5, 8, 13 - Erosion	MULTIPLE	MULTIPLE	\$ 90,486.31	-	\$ 90,486.31	Vendor Stmt	Multiple	\$ 84,988.81	Putte	Multiple	\$ 84,988.81	27.86%	\$ 25,116.56	72.14%	\$ 65,872.25	\$ 59,877.25	\$ 10,731.50	\$ 11,201.50	\$ 11,201.50	\$ 11,201.50		
4	Hard	FILING 08	Putte	Stormwater Risk Management	TAH: Filings 4, 5, 8, 13 - Erosion	MULTIPLE	MULTIPLE	\$ 86,685.60	\$ 8,868.56	\$ 77,817.04	Vendor Stmt	Multiple	\$ 78,107.04	Putte	Multiple	\$ 78,107.04	59.78%	\$ 47,218.13	40.22%	\$ 32,098.93	\$ 31,411.22	\$ 972.80	\$ 7,852.81	\$ 7,852.81	\$ 7,852.81		
4	Soft	FILING 13	Putte	Aztec Consultants	164721-02 Aurora Highlands Fil	MULTIPLE	MULTIPLE	\$ 3,794.16	-	\$ 3,794.16	Vendor Stmt	Multiple	\$ 3,794.16	Putte	Multiple	\$ 3,794.16	44.86%	\$ 1,702.24	55.14%	\$ 2,091.92	\$ 2,003.63	\$ 972.80	\$ 336.94	\$ 61.49	\$ 76.39		
4	Hard	FILING 13	Putte	Fiore and Sons, Inc.	TAH: Filings 4, 5, 8, 13 Earthw	MULTIPLE	MULTIPLE	\$ 38,805.91	\$ 3,880.59	\$ 34,925.32	Vendor Stmt	Multiple	\$ 33,418.28	Putte	Multiple	\$ 33,418.28	74.55%	\$ 26,038.12	25.45%	\$ 8,887.20	\$ 7,380.16	\$ 2,400.48	\$ 1,207.02	\$ 1,207.02	\$ 2,565.64		
4	Soft	FILING 13	Putte	HR Green Development	Project No. 201684	MULTIPLE	MULTIPLE	\$ 12,303.06	-	\$ 12,303.06	Vendor Stmt	Multiple	\$ 976.87	Putte	Multiple	\$ 976.87	99.76%	\$ 12,273.57	0.24%	\$ 29.49	\$ 11.66	\$ 2.92	\$ 2.92	\$ 2.92	\$ 2.92		
4	Hard	FILING 13	Putte	Norris Design	TAH: Putte Homes - Filings 4, 5,	MULTIPLE	MULTIPLE	\$ 7,738.70	-	\$ 7,738.70	Vendor Stmt	Multiple	\$ 7,738.70	Putte	Multiple	\$ 7,738.70	18.46%	\$ 1,428.45	81.54%	\$ 6,310.25	\$ 6,310.25	\$ 1,967.94	\$ 1,187.19	\$ 1,187.19	\$ 1,967.94		
4	Hard	OK In Tract	Putte	Precise Striping	210780-Aurora Highlands Strip	8514	11/17/21	\$ 16,555.00	-	\$ 16,555.00	Vendor Stmt	Multiple	\$ 16,555.00	Putte	Multiple	\$ 16,555.00	0.00%	-	100.00%	\$ 16,555.00	\$ 16,555.00	\$ 16,555.00	\$ 16,555.00	\$ 16,555.00	\$ 16,555.00		
5	Soft	FILING 01	RAH	AG Wassenaar	164721-02 Aurora Highlands Fil	311085	12/17/21	\$ 20,200.00	-	\$ 20,200.00	Multiple	\$ 20,200.00	RAH	Multiple	\$ 20,200.00	51.18%	\$ 10,336.85	48.82%	\$ 9,863.15	\$ 9,863.15	\$ 2,465.29	\$ 2,465.29	\$ 2,465.29	\$ 2,465.29			
5	Soft	FILING 01	RAH	AG Wassenaar	201006 TAH Filing 1 Aurora Blv	321130	08/17/20	\$ 9,880.00	-	\$ 9,880.00	Multiple	\$ 9,880.00	RAH	Multiple	\$ 9,880.00	51.18%	\$ 5,056.82	48.82%	\$ 4,823.18	\$ 4,823.18	\$ 1,205.79	\$ 1,205.79	\$ 1,205.79	\$ 1,205.79			
5	Soft	FILING 01	RAH	AG Wassenaar	201006 TAH Filing 1 Aurora Blv	321131	08/17/20	\$ 4,165.00	-	\$ 4,165.00	Multiple	\$ 4,165.00	RAH	Multiple	\$ 4,165.00	0.00%	-	100.00%	\$ 4,165.00	\$ 4,165.00	\$ 4,165.00	\$ 4,165.00	\$ 4,165.00	\$ 4,165.00			
5	Soft	FILING 01	RAH	AG Wassenaar	Residential and Vertical Contro	609688/610105	06/12/20	\$ 19,315.00	-	\$ 19,315.00	Vendor Stmt	Multiple	\$ 19,315.00	RAH	06/12/20	\$ 19,315.00	100.00%	\$ 19,315.00	0.00%	-	-	-	-	-	-	-	
5	Hard	FILING 01	RAH	Alpine Civil Construction	Aurora Highland 2020-14	Retainage	Retainage	\$ 100,826.80	-	\$ 100,826.80	113222	05/18/21	\$ 100,826.80	RAH	05/24/21	\$ 100,826.80	0.00%	-	100.00%	\$ 100,826.80	\$ 139,097.30	\$ 139,097.30	\$ 139,097.30	\$ 139,097.30	\$ 139,097.30		
5	Hard	FILING 01	RAH	Bemas Construction	TAH Filing 1 20-050	Retainage	Retainage	\$ 9,966.55	-	\$ 9,966.55	1118181	07/28/20	\$ 9,966.55	RAH	07/28/20	\$ 9,966.55	43.33%	\$ 4,318.74	56.67%	\$ 5,647.81	\$ 5,647.81	\$ 867.80	\$ 540.96	\$ 540.96	\$ 3,698.09		
5	Soft	FILING 01	RAH	City of Aurora	CSP 1 - Fence Columns, Fencing	594232	12/02/19	\$ 2,349.00	-	\$ 2,349.00	1107089	12/18/19	\$ 2,349.00	RAH	12/23/19	\$ 2,349.00	0.00%	-	100.00%	\$ 2,349.00	\$ 2,349.00	\$ 1,174.50	\$ -	\$ -	\$ 1,174.50		
5	Soft	FILING 01	RAH	City of Aurora	CSP 1 - Revising Sheets 26-27-4	610368	06/29/20	\$ 309.00	-	\$ 309.00	Vendor Stmt	Multiple	\$ 309.00	RAH	06/29/20	\$ 309.00	51.18%	\$ 158.15	48.82%	\$ 150.85	\$ 150.85	\$ 37.71	\$ 37.71	\$ 37.71	\$ 37.71		
5	Soft	FILING 01	RAH	City of Aurora	CSP 1 Application Fee Estimate	02,22,2019	02/22/19	\$ 30,395.20	-	\$ 30,395.20	1091206	03/07/19	\$ 30,395.20	RAH	03/26/20	\$ 30,395.20	51.18%	\$ 15,557.00	48.82%	\$ 14,838.20	\$ 14,838.20	\$ 3,709.55	\$ 3,709.55	\$ 3,709.55	\$ 3,709.55		
5	Soft	FILING 01	RAH	City of Aurora	CSP 1 Civil Plan Review	578114	07/11/19	\$ 33,489.00	-	\$ 33,489.00	1101302	09/05/19	\$ 33,489.00	RAH	09/11/19	\$ 33,489.00	41.91%	\$ 14,033.94	58.09%	\$ 19,455.06	\$ 19,455.06	\$ 4,863.77	\$ 4,863.77	\$ 4,863.77	\$ 4,863.77		
5	Soft	FILING 01	RAH	City of Aurora	CSP 1 Irrigation Plan Fee	604113	05/01/20	\$ 3,120.00	-	\$ 3,120.00	Vendor Stmt	Multiple	\$ 3,120.00	RAH	05/01/20	\$ 3,120.00	0.00%	-	100.00%	\$ 3,120.00	\$ 3,120.00	\$ 780.00	\$ 780.00	\$ 780.00	\$ 780.00		
5	Soft	FILING 01	RAH	City of Aurora	CSP 1 Irrigation Plan Fee	624195	10/26/20	\$ 1,820.00	-	\$ 1,820.00	1123187	10/27/20	\$ 1,820.00	RAH	11/03/20	\$ 1,820.00	0.00%	-	100.00%	\$ 1,820.00	\$ 1,820.00	\$ 910.00	\$ -	\$ -	\$ 910.00		
5	Soft	FILING 01	RAH	City of Aurora	CSP 1 Mylar Plan Difference	594877	12/06/19	\$ 2,745.00	-	\$ 2,745.00	1107090	12/13/19	\$ 2,745.00	RAH	12/13/19	\$ 2,745.00	51.18%	\$ 1,404.96	48.82%	\$ 1,340.04	\$ 1,340.04	\$ 335.01	\$ 335.01	\$ 335.01	\$ 335.01		
5	Soft	FILING 01	RAH	City of Aurora	Revising Multiple Sheets - CSP	604587	04/08/20	\$ 1,236.00	-	\$ 1,236.00	1114260	05/14/20	\$ 1,236.00	RAH	05/27/20	\$ 1,236.00	51.18%	\$ 632.61	48.82%	\$ 603.39	\$ 603.39	\$ 150.85	\$ 150.85	\$ 150.85	\$ 150.85		
5	Soft	FILING 01	RAH	City of Aurora	Revising Multiple Sheets - CSP	605142	04/16/20	\$ 721.00	-	\$ 721.00	1118896	04/24/20	\$ 721.00	RAH	05/12/20	\$ 721.00	51.18%	\$ 369.03	48.82%	\$ 351.97	\$ 351.97	\$ 87.99	\$ 87.99	\$ 87.99	\$ 87.99		
5	Soft	FILING 01	RAH	HR Green Development	164721-02 Aurora Highlands Fil	310338	08/17/20	\$ 33,078.00	-	\$ 33,078.00	Multiple	Multiple	\$ 33,078.00	RAH	Multiple	\$ 33,078.00	21.82%	\$ 7,072.46	78.18%	\$ 26,005.54	\$ 26,005.54	\$ 3,732.64	\$ 3,732.64	\$ 3,732.64	\$ 3,732.64		
5	Hard	FILING 01	RAH	Liberty Infrastructure LLC	THE ALURORA HIGHLANDS - FILL	Retainage	Retainage	\$ 63,551.18	-	\$ 63,551.18	1126531	01/19/21	\$ 63,551.18	RAH	01/19/21	\$ 63,551.18	100.00%	\$ 63,551.18	0.00%	\$ 4,546.37	\$ 4,546.37	\$ 59,004.82	\$ 59,004.82	\$ 28,605.38	\$ 18,672.28	\$ 11,668.35	\$ 5,588.80
5	Soft	FILING 01	RAH	Norris Design	TAH Filing 1 CSP & Plat 0061-01	MULTIPLE	MULTIPLE	\$ 35,656.24	-	\$ 35,656.24	Multiple	Multiple	\$ 35,656.24	RAH	Multiple	\$ 35,656.24	24.89%	\$ 8,875.17	75.11%	\$ 26,781.07	\$ 26,781.07	\$ 9,273.35	\$ 4,117.19	\$ 4,117.19	\$ 9,273.35		
5	Hard	FILING 01	RAH	Xcel Energy	CSP 1 - 42nd Avenue Gas Rebu	08,10,2020	08/10/20	\$ 4,567.95	-	\$ 4,567.95	1120603	09/04/20	\$ 4,567.95	RAH	09/15/20	\$ 4,567.95	0.00%	-	100.00%	\$ 4,567.95	\$ 4,567.95	\$ 4,567.95	\$ 4,567.95	\$ 4,567.95	\$ 4,567.95		
5	Hard	FILING 01	RAH	Xcel Energy	CSP 1 Relocate Gas Facilities to	11829866	07/13/20	\$ 6,522.98	-	\$ 6,522.98	1120197	08/28/20	\$ 6,522.98	RAH	09/04/20	\$ 6,522.98	0.00%	-	100.00%	\$ 6,522.98	\$ 6,522.98	\$ 6,522.98	\$ 6,522.98	\$ 6,522.98	\$ 6,522.98		
5	Hard	FILING 01	RAH	Xcel Energy	CSP 1 - Onsite Electrical Distrib	11594610	02/21/20	\$ 144,100.00	-	\$ 144,100.00	1112450	03/26/20	\$ 144,100.00	RAH	03/26/20	\$ 144,100.00	100.00%	\$ 144,100.00	0.00%	-	-	-	-	-	-	-	
5	Hard	FILING 01	RAH	Xcel Energy	CSP 1 - Gas and Electric Distrib	67638824	03/17/20	\$ 139,700.00	-	\$ 139,700.00	1111728	03/10/20	\$ 139,700.00	RAH	03/19/20	\$ 139,700.00	100.00%	\$ 139,700.00	0.00%	-	-	-	-	-	-	-	
5	Hard	FILING 01	RAH	AG Wassenaar	212006TAH F2 East 42nd Ave.	342593	12/01/21	\$ 12,880.00	-	\$ 12,880.00	ACH 31926	12/20/21	\$ 12,880.00	RAH	12/20/21	\$ 12,880.00	100.00%	\$ 12,880.00	0.00%	-	-	-	-	-	-	-	
5	Hard	FILING 02	RAH	AG Wassenaar	212006 TAH F2 East 42nd Ave.	342592	11/30/21	\$ 7,290.00	-	\$ 7,290.00	ACH 31925	12/20/21	\$ 7,290.00	RAH	12/20/21	\$ 7,290.00	0.00%	-	100.00%	\$ 7,290.00	\$ 7,290.00	\$ 7,290.00	\$ 7,290.00	\$ 7,290.00	\$ 7,290.00		
5	Hard	FILING 02	RAH	Alpine Civil Construction	Aurora Highlands CSP-2	MULTIPLE	MULTIPLE	\$ 716,460.45	\$ 84,284.40	\$ 632,176.05	MULTIPLE	MULTIPLE	\$ 632,176.05	RAH	MULTIPLE	\$ 632,176.05	0.00%	-	100.00%	\$ 632,176.05	\$ 632,176.05	\$ 632,176.05	\$ 632,176.05	\$ 632,176.05	\$ 632,176.05		
5	Soft	FILING 02	RAH	Aztec Consultants	21420-72 Aurora Highlands Fil	MULTIPLE	MULTIPLE	\$ 46,859.77	-	\$ 46,859.77	MULTIPLE	MULTIPLE	\$ 46,859.77	RAH	MULTIPLE	\$ 46,859.77	53.23%	\$ 24,943.83	46.77%	\$ 21,915.94	\$ 21,915.94	\$ 12,552.36	\$ 5,141.19	\$ 1,325.02	\$ 2,897.36		
5	Hard	FILING 02	RAH	Clear Creek Civil	Grade, seed and install erosion	1789	12/15/21	\$ 2,950.00	-	\$ 2,950.00	1141566	01/20/22	\$ 2,950.00	RAH	01/31/22	\$ 2,950.00	0.00%	-	100.00%	\$ 2,950.00	\$ 2,950.00	\$ 737.50	\$ 737.50	\$ 737.50	\$ 737.50		
5	Hard	FILING 02	RAH	Clear Creek Civil	Install Barricade to divert traff	1802	12/15/21	\$ 3,375.00	-	\$ 3,375.00	1141566	01/20/22	\$ 3,375.00	RAH	01/31/22	\$ 3,375.00	0.00%	-	100.00%	\$ 3,375.00	\$ 3,375.00	\$ 843.75	\$ 843.75	\$ 843.75	\$ 843.75		
5	Hard	FILING 02	RAH	Clear Creek Civil	Provide and install Mud Mats	1806	12/15/21	\$ 2,200.00	-	\$ 2,200.00	1141566	01/20/22	\$ 2,200.00	RAH	01/31/22	\$ 2,200.00	51.18%	\$ 1,126.01	48.82%	\$ 1,073.99	\$ 1,073.99	\$ 268.50	\$ 268.50	\$ 268.50	\$ 268.50		
5	Soft	FILING 02	RAH	CMS Environmental Solutions	Weekly + Post-Storm Inspectio	127472	12/																				

SUMMARY OF COSTS REVIEWED

VER NO	TYPE	FILING	SOURCE	VENDOR	DESCRIPTION	INV NO	INV DATE	INV AMT	RET/OCIP/DISC	FINAL INV AMT	CHK NO	PMT DATE	PMT AMT	PAYOR	DATE CLEARED	VER PMT AMT	% PRI	PRI AMT	% PUB	PUB AMT	CUR VER PUB AMT	STREETS	WATER	SANITATION	PARKS & REC		
6	Hard	FILING 02	RAH	Felton Group	Structural Engineering - Duplex	21-7831	09/09/21	\$ 6,400.00	\$ -	\$ 6,400.00	1142561	03/18/22	\$ 6,400.00	RAH	03/03/22	\$ 6,400.00	100.00%	\$ 6,400.00	0.00%	\$ -	\$ -	\$ -	\$ -	\$ -	\$ -		
6	Hard	FILING 02	RAH	Page Specialty Company	CS2 - Mailboxes and Pad	34298	08/19/21	\$ 7,993.60	\$ -	\$ 7,993.60	36510	08/20/21	\$ 7,993.60	RAH	08/20/21	\$ 7,993.60	0.00%	\$ -	100.00%	\$ 7,993.60	\$ 7,993.60	\$ 7,993.60	\$ -	\$ -	\$ -	\$ -	
6	Hard	FILING 02	RAH	Premier Concrete	City Sidewalks Permitt	2	03/08/22	\$ 5,687.00	\$ 148.66	\$ 5,835.66	1144411	03/08/22	\$ 5,638.34	RAH	03/08/22	\$ 5,638.34	0.00%	\$ -	100.00%	\$ 5,638.34	\$ 5,638.34	\$ 5,638.34	\$ -	\$ -	\$ -	\$ -	
6	Hard	FILING 02	RAH	ProSystems	Aurora Highlnds - Street Light	2	02/02/22	\$ 79,689.10	\$ 8,908.44	\$ 70,780.66	ACH	02/25/22	\$ 70,780.66	RAH	02/25/22	\$ 70,780.66	0.00%	\$ -	100.00%	\$ 70,780.66	\$ 70,780.67	\$ 70,780.67	\$ -	\$ -	\$ -	\$ -	
6	Soft	FILING 02	RAH	Rasanti Consulting Services	Dry Utility Consulting	2237	01/08/22	\$ 796.25	\$ -	\$ 796.25	1141852	01/28/22	\$ 796.25	RAH	02/07/22	\$ 796.25	100.00%	\$ 796.25	0.00%	\$ -	\$ -	\$ -	\$ -	\$ -	\$ -	\$ -	
6	Soft	FILING 04	Pulte	Aztec Consultants	164721-02 Aurora Highlnds Fil	MULTIPLE	MULTIPLE	\$ 754.75	\$ -	\$ 754.75	Vendor Stmt	Multiple	\$ -	Pulte	Multiple	\$ 754.75	24.72%	\$ 186.56	75.28%	\$ 568.19	\$ 170.60	\$ -	\$ 15.59	\$ -	\$ 123.82	\$ 15.59	
6	Hard	FILING 04	Pulte	Brightview Landscape Develop	TAH Landscaping Filing Nos 4, 5	MULTIPLE	MULTIPLE	\$ 14,471.12	\$ 1,447.11	\$ 13,024.01	Multiple	\$ -	\$ -	Pulte	NA	\$ -	0.00%	\$ -	100.00%	\$ 13,024.01	\$ -	\$ -	\$ -	\$ -	\$ -	\$ -	
6	Soft	FILING 04	Pulte	Contour Services	TAH Filing 4	MULTIPLE	MULTIPLE	\$ 1,375.00	\$ -	\$ 1,375.00	Multiple	Multiple	\$ -	Pulte	NA	\$ -	46.99%	\$ 646.15	53.01%	\$ 728.85	\$ -	\$ -	\$ -	\$ -	\$ -	\$ -	
6	Hard	FILING 04	Pulte	Nelson Pipeline	TAH: Filings 4, 5, 8, 13 - Infrast	MULTIPLE	MULTIPLE	\$ 22,680.00	\$ 2,268.00	\$ 20,412.00	Multiple	\$ -	\$ -	Pulte	NA	\$ -	0.00%	\$ -	100.00%	\$ 20,412.00	\$ -	\$ -	\$ -	\$ -	\$ -	\$ -	
6	Hard	FILING 04	Pulte	Stormwater Risk Management	TAH: Filings 4, 5, 8, 13 - Erosion	MULTIPLE	MULTIPLE	\$ 1,624.00	\$ -	\$ 1,624.00	Multiple	\$ -	\$ -	Pulte	NA	\$ -	46.99%	\$ 766.85	53.01%	\$ 857.15	\$ -	\$ -	\$ -	\$ -	\$ -	\$ -	
6	Soft	FILING 05	Pulte	Aztec Consultants	164721-02 Aurora Highlnds Fil	MULTIPLE	MULTIPLE	\$ 2,832.87	\$ -	\$ 2,832.87	Vendor Stmt	Multiple	\$ 2,832.87	Multiple	\$ 2,832.87	\$ 2,832.87	24.72%	\$ 700.23	75.28%	\$ 2,132.63	\$ 640.33	\$ -	\$ 58.53	\$ -	\$ 464.76	\$ 58.53	
6	Hard	FILING 05	Pulte	Nelson Pipeline	TAH: Filings 4, 5, 8, 13 - Infrast	MULTIPLE	MULTIPLE	\$ 32,175.00	\$ 3,217.50	\$ 28,957.50	Multiple	\$ -	\$ -	Pulte	NA	\$ -	52.35%	\$ 15,160.50	47.65%	\$ 13,797.00	\$ -	\$ -	\$ -	\$ -	\$ -	\$ -	
6	Hard	FILING 05	Pulte	Stormwater Risk Management	TAH: Filings 4, 5, 8, 13 - Erosion	MULTIPLE	MULTIPLE	\$ 3,180.00	\$ 318.00	\$ 2,862.00	Vendor Stmt	Multiple	\$ 2,862.00	Multiple	\$ 2,862.00	\$ 2,862.00	59.78%	\$ 1,711.03	40.22%	\$ 1,150.97	\$ 1,150.97	\$ 287.74	\$ -	\$ 287.74	\$ -	\$ 287.74	
6	Soft	FILING 08	Pulte	Aztec Consultants	164721-02 Aurora Highlnds Fil	MULTIPLE	MULTIPLE	\$ 6,867.01	\$ -	\$ 6,867.01	Vendor Stmt	Multiple	\$ 6,867.01	Multiple	\$ 6,867.01	\$ 6,867.01	24.72%	\$ 1,697.40	75.28%	\$ 5,169.61	\$ 1,552.20	\$ -	\$ 141.87	\$ -	\$ 1,126.59	\$ 141.87	
6	Soft	FILING 08	Pulte	Contour Services	TAH Filing 8	MULTIPLE	MULTIPLE	\$ 19,881.00	\$ -	\$ 19,881.00	Multiple	Multiple	\$ 19,881.00	Multiple	\$ 19,881.00	\$ 19,881.00	59.78%	\$ 11,885.73	40.22%	\$ 7,995.27	\$ 8,883.63	\$ 2,220.91	\$ -	\$ 2,220.91	\$ -	\$ 2,220.91	
6	Hard	FILING 08	Pulte	Nelson Pipeline	TAH: Filings 4, 5, 8, 13 - Infrast	MULTIPLE	MULTIPLE	\$ 358,458.00	\$ 35,845.80	\$ 322,612.20	Multiple	\$ -	\$ -	Pulte	NA	\$ -	0.02%	\$ 73.10	99.98%	\$ 322,539.10	\$ -	\$ -	\$ -	\$ -	\$ -	\$ -	
6	Hard	FILING 08	Pulte	Stormwater Risk Management	TAH: Filings 4, 5, 8, 13 - Erosion	MULTIPLE	MULTIPLE	\$ 3,480.00	\$ 388.00	\$ 3,092.00	Vendor Stmt	Multiple	\$ 3,811.50	Multiple	\$ 3,811.50	\$ 3,811.50	59.78%	\$ 2,207.87	40.22%	\$ 1,603.63	\$ 1,532.82	\$ 383.20	\$ -	\$ 383.20	\$ -	\$ 383.20	
6	Soft	FILING 10	Bridgewater	Aztec Consultants	171521-01 Aurora Highlnds Fil	MULTIPLE	MULTIPLE	\$ 50,359.06	\$ -	\$ 50,359.06	Multiple	\$ -	\$ -	Multiple	\$ 50,359.06	\$ 50,359.06	42.75%	\$ 21,530.42	57.25%	\$ 28,828.64	\$ 17,215.14	\$ 4,303.78	\$ -	\$ 4,303.78	\$ -	\$ 4,303.78	
6	Soft	FILING 10	Bridgewater	Contour Services	TAH Filing 10	MULTIPLE	MULTIPLE	\$ 9,120.00	\$ -	\$ 9,120.00	Multiple	\$ -	\$ -	BWH	NA	\$ -	46.33%	\$ 4,224.97	53.67%	\$ 4,895.03	\$ -	\$ -	\$ -	\$ -	\$ -	\$ -	
6	Hard	FILING 10	Bridgewater	Kelley Trucking	TAH Section 30 Mass Grading	MULTIPLE	MULTIPLE	\$ 1,964,251.24	\$ 98,212.56	\$ 1,866,038.68	10424	01/25/22	\$ 93,711.94	BWH	02/08/22	\$ 93,711.94	46.33%	\$ 864,469.29	53.67%	\$ 1,001,569.39	\$ 50,298.54	\$ -	\$ -	\$ 50,298.54	\$ -	\$ 50,298.54	
6	Hard	FILING 10	Bridgewater	Nelson Pipeline	FILING 10 - Infrastructure	MULTIPLE	MULTIPLE	\$ 415,729.60	\$ 18,721.66	\$ 397,007.94	Multiple	Multiple	\$ 112,500.00	BWH	Multiple	\$ 112,500.00	18.96%	\$ 75,287.27	81.04%	\$ 321,720.68	\$ 112,500.00	\$ -	\$ 45,000.00	\$ -	\$ 67,500.00	\$ 45,000.00	
6	Hard	FILING 10	Bridgewater	SRM	FILING 10 - Erosion Control	MULTIPLE	MULTIPLE	\$ 23,565.60	\$ 2,356.56	\$ 21,209.04	Multiple	Multiple	\$ 3,141.00	BWH	Multiple	\$ 3,141.00	46.33%	\$ 9,825.39	53.67%	\$ 11,383.65	\$ 1,685.89	\$ -	\$ 421.47	\$ -	\$ 421.47	\$ 1,685.89	
6	Soft	FILING 13	Pulte	Aztec Consultants	164721-02 Aurora Highlnds Fil	MULTIPLE	MULTIPLE	\$ 390.62	\$ -	\$ 390.62	Vendor Stmt	Multiple	\$ 390.62	Pulte	Multiple	\$ 390.62	24.72%	\$ 96.55	75.28%	\$ 294.07	\$ 88.30	\$ -	\$ 8.07	\$ -	\$ 64.09	\$ 8.07	
6	Soft	FILING 14	RAH	HR Green Development	182359-01 The Aurora Highlnds	MULTIPLE	MULTIPLE	\$ 12,360.00	\$ -	\$ 12,360.00	1129949	04/19/21	\$ 12,360.00	RAH	03/17/21	\$ 12,360.00	99.03%	\$ 12,360.00	0.97%	\$ 244.09	\$ 244.09	\$ 61.02	\$ -	\$ 61.02	\$ -	\$ 61.02	
6	Hard	FILING 14	TM	AG Wassenaar	206125 Aurora Highlnds PA 52	342838	11/30/21	\$ 4,695.00	\$ -	\$ 4,695.00	EFF	11/24/21	\$ 4,695.00	TM	11/24/21	\$ 4,695.00	57.04%	\$ 2,678.20	42.96%	\$ 2,016.80	\$ 2,016.80	\$ 504.20	\$ -	\$ 504.20	\$ -	\$ 504.20	
6	Hard	FILING 15	TM	AG Wassenaar	206125 Aurora Highlnds PA 52	342838	11/30/21	\$ 13,877.00	\$ -	\$ 13,877.00	EFF	12/07/21	\$ 13,877.00	TM	12/07/21	\$ 13,877.00	57.04%	\$ 7,915.94	42.96%	\$ 5,961.06	\$ 5,961.06	\$ 1,490.27	\$ -	\$ 1,490.27	\$ -	\$ 1,490.27	
6	Hard	FILING 15	TM	AG Wassenaar	206125 Aurora Highlnds PA 52	344463	12/31/21	\$ 22,295.00	\$ -	\$ 22,295.00	EFF	01/27/22	\$ 22,295.00	TM	01/27/22	\$ 22,295.00	57.04%	\$ 12,717.87	42.96%	\$ 9,577.13	\$ 9,577.13	\$ 2,394.28	\$ -	\$ 2,394.28	\$ -	\$ 2,394.28	
6	Hard	FILING 15	TM	AG Wassenaar	206125 Aurora Highlnds PA 52	345731	03/28/22	\$ 19,675.00	\$ -	\$ 19,675.00	EFF	03/03/22	\$ 19,675.00	TM	03/03/22	\$ 19,675.00	57.04%	\$ 11,223.32	42.96%	\$ 8,451.68	\$ 8,451.68	\$ 2,112.92	\$ -	\$ 2,112.92	\$ -	\$ 2,112.92	
6	Soft	FILING 15	TM	Aztec Consultants	33821-03 Aurora Highlnds Fil	MULTIPLE	MULTIPLE	\$ 42,640.00	\$ -	\$ 42,640.00	Multiple	Multiple	\$ 24,960.00	TM	Multiple	\$ 24,960.00	57.04%	\$ 24,233.28	42.96%	\$ 18,316.62	\$ 10,721.92	\$ 2,680.48	\$ -	\$ 2,680.48	\$ -	\$ 2,680.48	
6	Soft	FILING 15	TM	City of Aurora	Civil Plans Review	651177	08/05/21	\$ 11,552.00	\$ -	\$ 11,552.00	6000-00036617	08/28/21	\$ 11,552.00	TM	08/28/21	\$ 11,552.00	20.00%	\$ 2,310.40	80.00%	\$ 8,241.60	\$ 9,241.60	\$ 2,310.40	\$ -	\$ 2,310.40	\$ -	\$ 2,310.40	
6	Soft	FILING 15	TM	City of Aurora	Initial Set-up/ Submittal	621764	12/02/21	\$ 48,716.64	\$ -	\$ 48,716.64	6000-00032663	03/16/21	\$ 48,716.64	TM	03/16/21	\$ 48,716.64	31.65%	\$ 25,161.30	48.35%	\$ 23,555.34	\$ 5,888.83	\$ 5,888.83	\$ 41.88	\$ -	\$ 41.88	\$ -	\$ 41.88
6	Soft	FILING 15	TM	City of Aurora	Release of Drainage Easement	665015	12/13/21	\$ 147.00	\$ -	\$ 147.00	6000-00038197	12/14/21	\$ 147.00	TM	12/14/21	\$ 147.00	100.00%	\$ 147.00	0.00%	\$ -	\$ 147.00	\$ 147.00	\$ -	\$ -	\$ -	\$ -	\$ 36.75
6	Soft	FILING 15	TM	City of Aurora	Storm, Masonry, C&G, Irrigatio	668312	01/24/22	\$ 575.00	\$ -	\$ 575.00	6000-00039033	01/31/22	\$ 575.00	TM	01/31/21	\$ 575.00	0.00%	\$ -	100.00%	\$ 575.00	\$ 575.00	\$ 575.00	\$ -	\$ -	\$ -	\$ -	\$ 287.50
6	Soft	FILING 15	TM	Eneria Consulting Group	Addendum 3 - PA 52.2/Filing 15	MULTIPLE	MULTIPLE	\$ 388,436.08	\$ -	\$ 388,436.08	Multiple	Multiple	\$ 388,436.08	TM	Multiple	\$ 388,436.08	71.59%	\$ 278,019.19	28.41%	\$ 110,355.89	\$ 110,355.89	\$ 27,588.97	\$ -	\$ 27,588.97	\$ -	\$ 27,588.97	
6	Hard	FILING 15	TM	Monks Construction Company	Filing 15 Grading	MULTIPLE	MULTIPLE	\$ 4,010,308.59	\$ 200,515.43	\$ 3,809,793.16	Multiple	Multiple	\$ 3,243,597.29	Multiple	\$ 3,243,597.29	\$ 3,243,597.29	57.04%	\$ 2,173,242.52	42.96%	\$ 1,636,550.64	\$ 1,393,333.18	\$ 348,333.30	\$ 348,333.30	\$ 348,333.30	\$ -	\$ 348,333.30	
6	Soft	FILING 15	TM	Norris Design	TAH Filing 15 Site Plan and Plat	MULTIPLE	MULTIPLE	\$ 72,730.66	\$ -	\$ 72,730.66	Multiple	Multiple	\$ 70,948.41	TM	Multiple	\$ 70,948.41	49.21%	\$ 35,792.52	50.79%	\$ 36,938.14	\$ 36,938.14	\$ 11,738.59	\$ -	\$ 6,735.73	\$ -	\$ 6,735.73	\$ 11,738.10
6	Soft	FILING 15	TM	Norris Design	TAH Preliminary Entitlement A/R	MULTIPLE	MULTIPLE	\$ 8,409.50	\$ -	\$ 8,409.50	Multiple	Multiple	\$ 8,409.50	TM	Multiple	\$ 8,409.50	57.04%	\$ 4,797.08	42.96%	\$ 3,612.42	\$ 3,612.42	\$ 903.10	\$ -	\$ 903.10	\$ -	\$ 903.10	
6	Soft	FILING 15	TM	City of Aurora	CS#1 - ROW Only - Fiscal Sect	MULTIPLE	MULTIPLE	\$ 2,250.00	\$ -	\$ 2,250.00	1124279	11/24/20	\$ 2,250.00	RAH	11/24/20	\$ 2,250.00	0.00%	\$ -	100.00%	\$ 2,250.00	\$ 2,250.00	\$ 2,250.00	\$ -	\$ -	\$ -	\$ -	\$ 2,250.00
7	Soft	FILING 04	Pulte	Aztec Consultants	164721-02 Aurora Highlnds Fil	MULTIPLE	MULTIPLE	\$ 1,258.84	\$ -	\$ 1,258.84	Vendor Stmt	Multiple	\$ 1,258.84	Pulte	Multiple	\$ 1,258.84	20.56%	\$ 258.85	79.44%	\$ 1,000.00	\$ 348.86	\$ 20.29	\$ 189.15	\$ -	\$ 123.82	\$ 15.59	
7	Hard	FILING 04	Pulte	Brightview Landscape Develop	TAH Landscaping Filing Nos 4, 5	MULTIPLE	MULTIPLE	\$ 14,108.43	\$ 1,410.84	\$ 12,697.59	Vendor Stmt	Multiple	\$ 9,385.15	Pulte	Multiple												

SUMMARY OF COSTS REVIEWED

VER NO	TYPE	FILING	SOURCE	VENDOR	DESCRIPTION	INV NO	INV DATE	INV AMT	RET/OCIP/DISC	FINAL INV AMT	CHK NO	PMT DATE	PMT AMT	PAYOR	DATE CLEARED	VER PMT AMT	% PRI	PRI AMT	% PUB	PUB AMT	CUR VER PUB AMT	STREETS	WATER	SANITATION	PARKS & REC	
7	Hard	FILING 16	TriPointe	Kelley Trucking	TAH Section 30 Mass Grading -	MULTIPLE	MULTIPLE	\$ 4,129,099.52	\$ 206,450.48	\$ 3,922,559.04	Multiple	Multiple	\$ 2,168,469.81	TP	Multiple	\$ 2,168,469.81	93.54%	\$ 3,668,969.65	6.46%	\$ 253,589.39	\$ 109,086.46	\$ 27,271.62	\$ 27,271.62	\$ 27,271.62	\$ 27,271.62	
7	Soft	FILING 16	TriPointe	Norris Design	0455-01-2562 Plan and CSP	MULTIPLE	MULTIPLE	\$ 95,915.69	-	\$ 95,915.69	Multiple	Multiple	\$ 95,915.69	TP	Multiple	\$ 95,915.69	46.27%	\$ 44,383.23	53.73%	\$ 51,532.46	\$ 51,532.46	\$ 14,795.35	\$ 10,970.88	\$ 10,970.88	\$ 14,795.35	
7	Soft	FILING 16	TriPointe	Norris Design	0455-01-2562 Plan and CSP	MULTIPLE	MULTIPLE	\$ 2,945.90	-	\$ 2,945.90	Multiple	Multiple	\$ 2,945.90	TP	Multiple	\$ 2,945.90	63.34%	\$ 1,866.04	36.66%	\$ 1,079.86	\$ 1,079.86	\$ 269.88	\$ 269.88	\$ 269.88	\$ 269.88	
7	Soft	FILING 16	TriPointe	William Heilmalch Architect	Design and Presentation Group	94792	04/09/21	\$ 12,648.00	-	\$ 12,648.00	5109958	04/23/21	\$ 12,648.00	TP	04/23/21	\$ 12,648.00	100.00%	\$ 12,648.00	0.00%	\$ -	\$ -	\$ -	\$ -	\$ -	\$ -	\$ -
8	Soft	FILING 04	Pulte	Aztec Consultants	164721-02 Aurora Highlands Fil	MULTIPLE	MULTIPLE	\$ 934.31	-	\$ 934.31	Vendor Stmt	Multiple	\$ 2,013.59	Pulte	Multiple	\$ 2,013.59	0.00%	\$ -	100.00%	\$ 934.31	\$ 1,548.14	\$ 959.18	\$ 401.02	\$ -	\$ 55.87	\$ 132.07
8	Hard	FILING 04	Pulte	CTL Thompson	Compaction Testing - Concrete	622472	04/30/22	\$ 463.00	-	\$ 463.00	Vendor Stmt	04/26/22	\$ 463.00	Pulte	04/26/22	\$ 463.00	0.00%	\$ -	100.00%	\$ 463.00	\$ 463.00	\$ 463.00	\$ -	\$ -	\$ -	\$ -
8	Hard	FILING 04	Pulte	CTL Thompson	Compaction Testing - Subgrade	618188	03/31/22	\$ 1,859.00	-	\$ 1,859.00	Vendor Stmt	04/26/22	\$ 1,859.00	Pulte	04/26/22	\$ 1,859.00	0.00%	\$ -	100.00%	\$ 1,859.00	\$ 1,859.00	\$ 1,859.00	\$ -	\$ -	\$ -	\$ -
8	Hard	FILING 04	Pulte	Pro Systems	TAH Filing Nos. 4, 5, and 8 - Str	MULTIPLE	MULTIPLE	\$ 5,591.00	-	\$ 5,591.00	Vendor Stmt	05/11/22	\$ 29,169.00	Pulte	11/19/21	\$ 29,169.00	0.00%	\$ -	100.00%	\$ 50,319.00	\$ 29,169.00	\$ 29,169.00	\$ -	\$ -	\$ -	\$ -
8	Soft	FILING 05	Pulte	Aztec Consultants	164721-02 Aurora Highlands Fil	MULTIPLE	MULTIPLE	\$ 3,506.85	-	\$ 3,506.85	Vendor Stmt	Multiple	\$ 7,557.79	Pulte	Multiple	\$ 7,557.79	0.00%	\$ -	100.00%	\$ 3,506.85	\$ 5,810.78	\$ 3,600.18	\$ 1,505.19	\$ -	\$ -	\$ 495.72
8	Hard	FILING 05	Pulte	Pro Systems	TAH Filing Nos. 4, 5, and 8 - Str	MULTIPLE	MULTIPLE	\$ 28,046.25	\$ 28,046.83	\$ 25,243.63	Vendor Stmt	Multiple	\$ 18,320.48	Pulte	Multiple	\$ 18,320.48	0.00%	\$ -	100.00%	\$ 25,243.63	\$ 18,320.48	\$ 18,320.48	\$ -	\$ -	\$ -	\$ -
8	Soft	FILING 05	Pulte	Aztec Consultants	164721-02 Aurora Highlands Fil	MULTIPLE	MULTIPLE	\$ 8,500.78	-	\$ 8,500.78	Vendor Stmt	Multiple	\$ 18,320.48	Pulte	Multiple	\$ 18,320.48	0.00%	\$ -	100.00%	\$ 8,500.78	\$ 14,085.64	\$ 8,727.07	\$ 3,648.65	\$ 508.32	\$ 1,201.65	
8	Soft	FILING 10	Bridgewater	Aztec Consultants	171521-01 Aurora Highlands Fil	MULTIPLE	MULTIPLE	\$ 13,402.50	-	\$ 13,402.50	Multiple	Multiple	\$ 6,359.06	BWH	Multiple	\$ 6,359.06	15.22%	\$ 2,079.90	84.48%	\$ 11,322.60	\$ 5,212.27	\$ 1,158.66	\$ 1,501.65	\$ 2,404.35	\$ 147.60	
8	Hard	FILING 10	Bridgewater	Nelson Pipeline	FILING 10 - Infrastructure	MULTIPLE	MULTIPLE	\$ 747,350.97	\$ 37,367.55	\$ 709,983.42	Multiple	Multiple	\$ 523,290.69	BWH	Multiple	\$ 523,290.69	1.35%	\$ 9,601.41	98.65%	\$ 700,382.01	\$ 488,042.04	\$ 21,091.80	\$ 156,515.28	\$ 296,993.16	\$ 13,441.80	
8	Hard	FILING 10	Bridgewater	SRM	FILING 10 - Erosion Control	Pay App 7	04/23/22	\$ 5,400.00	-	\$ 5,400.00	Vendor Stmt	04/29/22	\$ 9,661.50	BWH	04/29/22	\$ 9,661.50	46.33%	\$ 2,251.46	53.67%	\$ 2,608.54	\$ 5,185.67	\$ 1,296.42	\$ 1,296.42	\$ 1,296.42	\$ 1,296.42	
8	Soft	FILING 13	Pulte	Aztec Consultants	164721-02 Aurora Highlands Fil	MULTIPLE	MULTIPLE	\$ 483.56	-	\$ 483.56	Vendor Stmt	Multiple	\$ 1,042.14	Pulte	Multiple	\$ 1,042.14	0.00%	\$ -	100.00%	\$ 483.56	\$ 801.25	\$ 496.43	\$ 205.54	\$ 28.92	\$ 68.35	
8	Hard	FILING 15	TM	AG Wassenaar	22000MAS TAH F15 Foundation	348834	03/31/22	\$ 14,715.00	-	\$ 14,715.00	ET049611	05/02/22	\$ 14,715.00	TM	05/05/22	\$ 14,715.00	100.00%	\$ 14,715.00	0.00%	\$ -	\$ -	\$ -	\$ -	\$ -	\$ -	
8	Hard	FILING 15	TM	AG Wassenaar	206125 Aurora Highlands PA 52	328933	02/28/21	\$ 2,700.00	-	\$ 2,700.00	ET043826	04/05/21	\$ 2,700.00	TM	04/15/21	\$ 2,700.00	42.96%	\$ 1,150.82	57.04%	\$ 1,549.18	\$ 42.96%	\$ 289.96	\$ 289.96	\$ 289.96	\$ 289.96	
8	Hard	FILING 15	TM	AG Wassenaar	206125 Aurora Highlands PA 52	329621	03/23/21	\$ 24,000.00	-	\$ 24,000.00	ET043826	04/15/21	\$ 24,000.00	TM	04/15/21	\$ 24,000.00	57.04%	\$ 13,690.46	42.96%	\$ 10,309.54	\$ 2,577.39	\$ 2,577.39	\$ 2,577.39	\$ 2,577.39	\$ 2,577.39	
8	Hard	FILING 15	TM	AG Wassenaar	206125 Aurora Highlands PA 52	346880	02/24/22	\$ 19,266.00	-	\$ 19,266.00	ET049105	03/28/22	\$ 19,266.00	TM	03/31/22	\$ 19,266.00	57.04%	\$ 10,990.02	42.96%	\$ 8,275.98	\$ 8,275.98	\$ 2,069.00	\$ 2,069.00	\$ 2,069.00	\$ 2,069.00	
8	Hard	FILING 15	TM	AG Wassenaar	206125 Aurora Highlands PA 52	348245	03/30/22	\$ 19,863.00	-	\$ 19,863.00	ET049611	05/02/22	\$ 19,863.00	TM	05/05/22	\$ 19,863.00	57.04%	\$ 11,330.57	42.96%	\$ 8,532.43	\$ 8,532.43	\$ 2,133.11	\$ 2,133.11	\$ 2,133.11	\$ 2,133.11	
8	Soft	FILING 15	TM	Aztec Consultants	33821-03 Aurora Highlands Fil	127070	04/07/22	\$ 20,280.00	-	\$ 20,280.00	ET049612	05/02/22	\$ 20,280.00	TM	05/05/22	\$ 20,280.00	57.04%	\$ 11,568.44	42.96%	\$ 8,711.56	\$ 8,934.93	\$ 2,233.73	\$ 2,233.73	\$ 2,233.73	\$ 2,233.73	
8	Soft	FILING 15	TM	Enerita Consulting Group	Addendum 3 - PA 52.2/Filing 15	MULTIPLE	MULTIPLE	\$ 570,405.42	-	\$ 570,405.42	Multiple	Multiple	\$ -	TM	NA	\$ -	70.88%	\$ 404,320.02	29.12%	\$ 166,085.40	\$ -	\$ -	\$ -	\$ -	\$ -	
8	Soft	FILING 15	TM	Enerita Consulting Group	Addendum 1 - PA 52.2/Filing 15	MULTIPLE	MULTIPLE	\$ 81,860.00	-	\$ 81,860.00	Multiple	Multiple	\$ 18,160.20	TM	Multiple	\$ 18,160.20	50.91%	\$ 41,676.04	49.09%	\$ 40,183.96	\$ 49.09%	\$ 1,950.24	\$ 1,950.24	\$ 1,950.24	\$ 1,950.24	
8	Hard	FILING 15	TM	Momks Construction Company	Filing 15 Grading	Pay App 7	04/30/22	\$ 162,409.55	\$ 8,312.05	\$ 157,928.50	Multiple	Multiple	\$ 1,072,153.47	TM	Multiple	\$ 1,072,153.47	57.04%	\$ 90,088.30	42.96%	\$ 67,840.60	\$ 460,558.72	\$ 115,139.68	\$ 115,139.68	\$ 115,139.68	\$ 115,139.68	
8	Hard	FILING 15	TM	Nelson Pipeline	TAH: Filing Nos. 4, 5, and 8 - Str	MULTIPLE	MULTIPLE	\$ 1,711.25	-	\$ 1,711.25	Multiple	Multiple	\$ 7,716.25	TM	05/05/22	\$ 7,716.25	0.00%	\$ -	100.00%	\$ 1,711.25	\$ 1,711.25	\$ 1,711.25	\$ -	\$ -	\$ -	\$ -
8	Soft	FILING 16	TriPointe	Aztec Consultants	83921-11 TAH Filing 16	MULTIPLE	MULTIPLE	\$ 10,377.75	-	\$ 10,377.75	Multiple	Multiple	\$ 10,377.75	TP	Multiple	\$ 10,377.75	70.34%	\$ 6,261.89	39.66%	\$ 4,115.86	\$ 4,115.86	\$ 1,028.96	\$ 1,028.96	\$ 1,028.96	\$ 1,028.96	
8	Hard	FILING 16	TriPointe	Kelley Trucking	TAH Section 30 Mass Grading -	MULTIPLE	MULTIPLE	\$ 633,677.65	\$ 31,683.88	\$ 601,993.77	Multiple	Multiple	\$ 2,356,083.00	TP	Multiple	\$ 2,356,083.00	61.29%	\$ 429,156.77	28.71%	\$ 172,837.00	\$ 317,339.93	\$ 79,334.98	\$ 79,334.98	\$ 79,334.98	\$ 79,334.98	
9	Soft	FILING 04	Pulte	Aztec Consultants	164721-02 Aurora Highlands Fil	MULTIPLE	MULTIPLE	\$ 1,841.79	-	\$ 1,841.79	Vendor Stmt	Multiple	\$ 934.31	Pulte	Multiple	\$ 934.31	31.72%	\$ 584.29	68.28%	\$ 1,257.50	\$ 1,130.99	\$ 1,157.73	\$ 117.43	\$ -	\$ 36.15	
9	Hard	FILING 04	Pulte	CTL Thompson	Compaction Testing - Concrete	627621	05/31/22	\$ 1,282.50	-	\$ 1,282.50	Vendor Stmt	06/02/22	\$ 1,282.50	Pulte	06/02/22	\$ 1,282.50	0.00%	\$ -	100.00%	\$ 1,282.50	\$ 1,282.50	\$ 1,282.50	\$ -	\$ -	\$ -	\$ -
9	Hard	FILING 04	Pulte	CTL Thompson	Subgrade Investigation/Pavem	628558	06/02/22	\$ 1,552.00	-	\$ 1,552.00	Vendor Stmt	07/08/22	\$ 1,552.00	Pulte	07/08/22	\$ 1,552.00	0.00%	\$ -	100.00%	\$ 1,552.00	\$ 1,552.00	\$ 1,552.00	\$ -	\$ -	\$ -	\$ -
9	Hard	FILING 04	Pulte	Martin Marietta	TAH: Filing Nos. 4, 5, 8, 13 Paving	MULTIPLE	MULTIPLE	\$ 30,294.13	\$ 3,029.41	\$ 27,264.72	Vendor Stmt	Multiple	\$ 27,264.72	Pulte	Multiple	\$ 27,264.72	0.00%	\$ -	100.00%	\$ 27,264.72	\$ 10,814.13	\$ 10,814.13	\$ -	\$ -	\$ -	\$ -
9	Hard	FILING 04	Pulte	Nelson Pipeline	TAH: Filing Nos. 4, 5, 8, 13 - Infra	MULTIPLE	MULTIPLE	\$ 796.80	-	\$ 796.80	Vendor Stmt	Multiple	\$ 20,412.00	Pulte	Multiple	\$ 20,412.00	0.00%	\$ -	100.00%	\$ 796.80	\$ 796.80	\$ 796.80	\$ 1,692.00	\$ -	\$ -	\$ -
9	Hard	FILING 04	Pulte	Precise Striping	TAH Pulte Homes - Filings 4, 5,	MULTIPLE	MULTIPLE	\$ -	-	\$ -	Vendor Stmt	06/16/22	\$ 796.80	Pulte	Vendor Stmt	\$ 796.80	0.00%	\$ -	100.00%	\$ -	\$ -	\$ 796.80	\$ 796.80	\$ -	\$ -	\$ -
9	Hard	FILING 04	Pulte	Stormwater Risk Management	TAH: Filings 4, 5, 8, 13 - Erosion	MULTIPLE	MULTIPLE	\$ 15,185.12	\$ 1,518.51	\$ 13,666.61	Vendor Stmt	Multiple	\$ 5,169.60	Pulte	Vendor Stmt	\$ 5,169.60	46.99%	\$ 6,422.32	53.01%	\$ 7,244.28	\$ 2,740.26	\$ 685.06	\$ 685.06	\$ 685.06	\$ 685.06	
9	Soft	FILING 05	Pulte	Aztec Consultants	164721-02 Aurora Highlands Fil	MULTIPLE	MULTIPLE	\$ 6,912.97	-	\$ 6,912.97	Vendor Stmt	Multiple	\$ 3,506.85	Pulte	Multiple	\$ 3,506.85	31.72%	\$ 2,193.09	68.28%	\$ 4,719.89	\$ 4,245.06	\$ 4,345.43	\$ 440.76	\$ (676.79)	\$ 135.67	
9	Hard	FILING 05	Pulte	CTL Thompson	Compaction Testing - Concrete	627623	05/31/22	\$ 3,482.50	-	\$ 3,482.50	Vendor Stmt	Multiple	\$ 3,482.50	Pulte	06/30/22	\$ 3,482.50	0.00%	\$ -	100.00%	\$ 3,482.50	\$ 3,482.50	\$ 3,482.50	\$ -	\$ -	\$ -	\$ -
9	Hard	FILING 05	Pulte	CTL Thompson	Compaction Testing - Pavem	628559	06/02/22	\$ 4,900.00	-	\$ 4,900.00	Vendor Stmt	07/08/22	\$ 4,900.00	Pulte	07/08/22	\$ 4,900.00	0.00%	\$ -	100.00%	\$ 4,900.00	\$ 4,900.00	\$ 4,900.00	\$ -	\$ -	\$ -	\$ -
9	Hard	FILING 05	Pulte	Martin Marietta	TAH: Filing Nos. 4, 5, 8, 13 Paving	MULTIPLE	MULTIPLE	\$ 25,419.03	\$ 2,541.90	\$ 22,877.13	Vendor Stmt	Multiple	\$ 22,877.13	Pulte	Multiple	\$ 22,877.13	0.00%	\$ -	100.00%	\$ 22,877.13	\$ 6,425.54	\$ 6,425.54	\$ -	\$ -	\$ -	\$ -
9	Hard	FILING 05	Pulte	Nelson Pipeline	TAH: Filing Nos. 4, 5, 8, 13 - Infra	MULTIPLE	MULTIPLE	\$ 850.00	-	\$ 850.00	Vendor Stmt	Multiple	\$ 20,412.00	Pulte	Multiple	\$ 20,412.00	0.00%	\$ -	100.00%	\$ 850.00	\$ 850.00	\$ 850.00	\$ 5,629.50	\$ -	\$ -	\$ -
9	Hard	FILING 05	Pulte	Precise Striping	TAH Pulte Homes - Filings 4, 5,	MULTIPLE	MULTIPLE	\$ -	-	\$ -	Vendor Stmt	06/16/22	\$ 850.00	Pulte	Vendor Stmt	\$ 850.00	0.00%	\$ -	100.00%</							

SUMMARY OF COSTS REVIEWED

VER NO	TYPE	FILING	SOURCE	VENDOR	DESCRIPTION	INV NO	INV DATE	INV AMT	RET/OCIP/DISC	FINAL INV AMT	CHK NO	PMT DATE	PMT AMT	PAYOR	DATE CLEARED	VER PMT AMT	% PRI	PRI AMT	% PUB	PUB AMT	CUR VER PUB AMT	STREETS	WATER	SANITATION	PARKS & REC		
10	Hard	FILING 04	Putte	Page Specialty Company	Filing 4 & 5 Mailboxes	34828	02/02/22	\$ 4,613.88	-	\$ 4,613.88	Vendor Stmt	06/30/22	\$ 4,613.88	Putte	06/30/22	\$ 4,613.88	0.00%	\$ -	100.00%	\$ 4,613.88	\$ 4,613.88	\$ 4,613.88	\$ -	\$ -	\$ -	\$ -	
10	Hard	FILING 04	Putte	Stormwater Risk Management	TAH: Filings 4, 5, 8, 13 - Erosion	MULTIPLE	MULTIPLE	\$ 1,070.00	\$ 107.00	\$ 963.00	Vendor Stmt	Multiple	\$ 9,958.61	Putte	Vendor Stmt	\$ 9,958.61	46.99%	\$ 452.54	53.01%	\$ 5,146.46	\$ 5,278.78	\$ 1,319.69	\$ 1,319.69	\$ -	\$ -	\$ 1,319.69	
10	Hard	FILING 05	Putte	CTL Thompson	Concrete Testing	61169	06/30/22	\$ 1,092.00	-	\$ 1,092.00	Vendor Stmt	07/26/22	\$ 1,092.00	Putte	07/26/22	\$ 1,092.00	0.00%	\$ -	100.00%	\$ 1,092.00	\$ 1,092.00	\$ 1,092.00	\$ -	\$ -	\$ -	\$ -	
10	Hard	FILING 05	Putte	Nelson Pipeline	TAH: Filings 4, 5, 8, 13 - Infrast	MULTIPLE	MULTIPLE	\$ (19,548.00)	\$ (1,608.79)	\$ 16,939.21	Vendor Stmt	Multiple	\$ 1,608.75	Putte	Vendor Stmt	\$ 1,608.75	670.20%	\$ 10,781.91	570.20%	\$ (9,173.16)	\$ (9,173.16)	\$ (9,485.91)	\$ 312.75	\$ -	\$ -	\$ -	
10	Hard	FILING 05	Putte	Page Specialty Company	Filing 4 & 5 Mailboxes	34828	02/02/22	\$ 4,613.88	-	\$ 4,613.88	Vendor Stmt	06/30/22	\$ 4,613.88	Putte	06/30/22	\$ 4,613.88	0.00%	\$ -	100.00%	\$ 4,613.88	\$ 4,613.88	\$ 4,613.88	\$ -	\$ -	\$ -	\$ -	
10	Hard	FILING 05	Putte	Stormwater Risk Management	TAH: Filings 4, 5, 8, 13 - Erosion	MULTIPLE	MULTIPLE	\$ 3,180.00	-	\$ -	Vendor Stmt	Multiple	\$ 1,140.75	Putte	Vendor Stmt	\$ 1,140.75	#DIV/0!	\$ -	#DIV/0!	\$ -	\$ 458.76	\$ 114.69	\$ 114.69	\$ -	\$ -	\$ 114.69	
10	Hard	FILING 08	Putte	CTL Thompson	Subgrade Investigation/Pavem	632544	06/30/22	\$ 4,027.00	-	\$ 4,027.00	Vendor Stmt	07/26/22	\$ 4,027.00	Putte	07/26/22	\$ 4,027.00	0.00%	\$ -	100.00%	\$ 4,027.00	\$ 4,027.00	\$ 4,027.00	\$ -	\$ -	\$ -	\$ -	
10	Hard	FILING 08	Putte	CTL Thompson	Subgrade Testing/Asphalt Test	635303	07/31/22	\$ 6,772.00	-	\$ 6,772.00	Vendor Stmt	07/26/22	\$ 6,772.00	Putte	07/26/22	\$ 6,772.00	0.00%	\$ -	100.00%	\$ 6,772.00	\$ 6,772.00	\$ 6,772.00	\$ -	\$ -	\$ -	\$ -	
10	Hard	FILING 08	Putte	Nelson Pipeline	TAH: Filings 4, 5, 8, 13 - Infrast	MULTIPLE	MULTIPLE	\$ 61,139.94	\$ (96,036.16)	\$ 15,176.10	Vendor Stmt	Multiple	\$ 15,176.10	Putte	Vendor Stmt	\$ 15,176.10	7.40%	\$ 11,633.56	92.60%	\$ 145,542.54	\$ 145,542.54	\$ 73,951.71	\$ 46,262.76	\$ 24,390.31	\$ 937.76		
10	Hard	FILING 08	Putte	Stormwater Risk Management	TAH: Filings 4, 5, 8, 13 - Erosion	MULTIPLE	MULTIPLE	\$ 41,080.60	\$ 3,331.80	\$ 29,989.80	Vendor Stmt	Multiple	\$ 25,138.41	Putte	Vendor Stmt	\$ 25,138.41	59.76%	\$ 17,927.07	40.24%	\$ 10,259.13	\$ 10,259.13	\$ 2,532.42	\$ 2,532.42	\$ -	\$ -	\$ 2,532.42	
10	Soft	FILING 10	Bridgewater	Aztec Consultants	17151-01 Aurora Highlands Fil	131481	06/29/22	\$ 13,356.04	-	\$ 13,356.04	Multiple	Multiple	\$ 20,217.00	BWH	05/29/22	\$ 20,217.00	12.55%	\$ 1,675.84	87.45%	\$ 11,680.20	\$ 17,114.93	\$ 1,741.50	\$ 1,741.50	\$ -	\$ -	\$ 9,955.25	
10	Hard	FILING 10	Bridgewater	Nelson Pipeline	FILING 10 - Infrastructure	MULTIPLE	MULTIPLE	\$ 226,485.00	\$ 11,324.25	\$ 215,160.75	Multiple	Multiple	\$ 672,615.87	BWH	Multiple	\$ 672,615.87	0.35%	\$ 753.17	99.65%	\$ 214,407.58	\$ 663,518.80	\$ 59,766.03	\$ 313,160.40	\$ 272,713.34	\$ 17,880.03		
10	Hard	FILING 13	Putte	Flore and Sons, Inc.	TAH: Filings 4, 5, 8, 13 Earthw	MULTIPLE	MULTIPLE	\$ 78,559.37	\$ (260,755.00)	\$ 339,314.37	Vendor Stmt	05/03/22	\$ 260,754.99	Putte	05/03/22	\$ 260,754.99	83.11%	\$ 282,018.74	16.89%	\$ 57,295.63	\$ 36,265.53	\$ 4,529.83	\$ 4,529.83	\$ -	\$ -	\$ 22,676.03	
11	Hard	FILING 02	RAH	AG Wassenaar	212006 TAH F2 East 42nd Ave.	348437	03/31/22	\$ 1,430.00	-	\$ 1,430.00	ACH 41230	04/27/22	\$ 1,430.00	RAH	05/02/22	\$ 1,430.00	0.00%	\$ -	100.00%	\$ 1,430.00	\$ 1,430.00	\$ 1,430.00	\$ -	\$ -	\$ -	\$ -	
11	Soft	FILING 02	RAH	AG Wassenaar	212006 TAH F2 East 42nd Ave.	349813	04/29/22	\$ 8,775.00	-	\$ 8,775.00	ACH 41230	05/27/22	\$ 8,775.00	RAH	05/31/22	\$ 8,775.00	0.00%	\$ -	100.00%	\$ 8,775.00	\$ 8,775.00	\$ 8,775.00	\$ -	\$ -	\$ -	\$ -	
11	Hard	FILING 02	RAH	Alpine Civil Construction	Aurora Highlands CSP-2	MULTIPLE	MULTIPLE	\$ 248,472.40	\$ 24,847.24	\$ 223,625.16	MULTIPLE	Multiple	\$ 167,258.44	RAH	MULTIPLE	\$ 167,258.44	0.00%	\$ -	100.00%	\$ 167,258.44	\$ 223,625.16	\$ 183,351.96	\$ -	\$ -	\$ -	\$ 40,273.20	
11	Soft	FILING 02	RAH	City of Aurora	41st Ave Irrigation Water Tap	6792	05/17/22	\$ 15,748.64	-	\$ 15,748.64	1146230	05/19/22	\$ 15,748.64	RAH	06/01/22	\$ 15,748.64	0.00%	\$ -	100.00%	\$ 15,748.64	\$ 15,748.64	\$ 78,774.32	\$ -	\$ -	\$ -	\$ 78,774.32	
11	Hard	FILING 02	RAH	Clear Creek Civil	AT CSP2 01 Landscape	2021-4911	05/12/22	\$ 10,390.50	\$ 10,390.06	\$ 10,390.50	43817	06/03/22	\$ 9,173.93	RAH	06/06/22	\$ 9,173.93	0.00%	\$ -	100.00%	\$ 203,921.18	\$ 203,921.18	\$ 101,910.50	\$ -	\$ -	\$ -	\$ 101,910.50	
11	Hard	FILING 02	RAH	Clear Creek Civil	CSP 3 Erosion Control	1948	05/06/22	\$ 10,395.00	-	\$ 10,395.00	43528	06/09/22	\$ 10,395.00	RAH	06/09/22	\$ 10,395.00	51.18%	\$ 5,320.41	48.82%	\$ 5,074.59	\$ 5,074.59	\$ 1,268.65	\$ 1,268.65	\$ 1,268.65	\$ -	\$ -	\$ 1,268.65
11	Hard	FILING 02	RAH	Clear Creek Civil	General Erosion Control	1887	03/24/22	\$ 14,434.80	-	\$ 14,434.80	40164	04/14/22	\$ 14,434.80	RAH	04/18/22	\$ 14,434.80	51.18%	\$ 7,388.08	48.82%	\$ 7,046.72	\$ 7,046.72	\$ 1,761.68	\$ 1,761.68	\$ 1,761.68	\$ -	\$ -	\$ 1,761.68
11	Hard	FILING 02	RAH	Clear Creek Civil	General Erosion Control	1893	03/24/22	\$ 6,129.40	-	\$ 6,129.40	40164	04/14/22	\$ 6,129.40	RAH	04/18/22	\$ 6,129.40	51.18%	\$ 3,137.18	48.82%	\$ 2,992.22	\$ 2,992.22	\$ 748.06	\$ 748.06	\$ 748.06	\$ -	\$ -	\$ 748.06
11	Hard	FILING 02	RAH	Clear Creek Civil	General Erosion Control	1912	04/13/22	\$ 5,561.96	-	\$ 5,561.96	41236	04/18/22	\$ 5,561.96	RAH	05/02/22	\$ 5,561.96	51.18%	\$ 2,846.75	48.82%	\$ 2,715.21	\$ 2,715.21	\$ 678.80	\$ 678.80	\$ 678.80	\$ -	\$ -	\$ 678.80
11	Hard	FILING 02	RAH	Clear Creek Civil	General Erosion Control	1916	04/13/22	\$ 6,883.20	-	\$ 6,883.20	41236	04/18/22	\$ 6,883.20	RAH	05/02/22	\$ 6,883.20	51.18%	\$ 3,522.99	48.82%	\$ 3,360.21	\$ 3,360.21	\$ 840.05	\$ 840.05	\$ 840.05	\$ -	\$ -	\$ 840.05
11	Hard	FILING 02	RAH	Clear Creek Civil	General Erosion Control	1918	04/13/22	\$ 17,234.75	-	\$ 17,234.75	41236	04/18/22	\$ 17,234.75	RAH	05/02/22	\$ 17,234.75	51.18%	\$ 8,821.17	48.82%	\$ 8,413.58	\$ 8,413.58	\$ 2,103.40	\$ 2,103.40	\$ 2,103.40	\$ -	\$ -	\$ 2,103.40
11	Hard	FILING 02	RAH	Clear Creek Civil	General Erosion Control	1922	04/13/22	\$ 4,404.60	-	\$ 4,404.60	41236	04/18/22	\$ 4,404.60	RAH	05/02/22	\$ 4,404.60	51.18%	\$ 2,244.30	48.82%	\$ 2,144.15	\$ 2,144.15	\$ 540.54	\$ 540.54	\$ 540.54	\$ -	\$ -	\$ 540.54
11	Hard	FILING 02	RAH	Clear Creek Civil	General Erosion Control	1940	05/06/22	\$ 6,284.00	-	\$ 6,284.00	43528	06/09/22	\$ 6,284.00	RAH	06/09/22	\$ 6,284.00	51.18%	\$ 3,216.30	48.82%	\$ 3,067.70	\$ 3,067.70	\$ 766.92	\$ 766.92	\$ 766.92	\$ -	\$ -	\$ 766.92
11	Hard	FILING 02	RAH	Clear Creek Civil	General Erosion Control	1951	05/06/22	\$ 4,937.30	-	\$ 4,937.30	43528	06/09/22	\$ 4,937.30	RAH	06/09/22	\$ 4,937.30	51.18%	\$ 2,527.03	48.82%	\$ 2,410.27	\$ 2,410.27	\$ 602.57	\$ 602.57	\$ 602.57	\$ -	\$ -	\$ 602.57
11	Hard	FILING 02	RAH	Clear Creek Civil	General Erosion Control	1953	05/06/22	\$ 6,062.00	-	\$ 6,062.00	43528	06/09/22	\$ 6,062.00	RAH	06/09/22	\$ 6,062.00	51.18%	\$ 3,102.68	48.82%	\$ 2,959.32	\$ 2,959.32	\$ 739.83	\$ 739.83	\$ 739.83	\$ -	\$ -	\$ 739.83
11	Hard	FILING 02	RAH	Clear Creek Civil	General Erosion Control	1956	05/06/22	\$ 28,488.00	-	\$ 28,488.00	43528	06/09/22	\$ 28,488.00	RAH	06/09/22	\$ 28,488.00	51.18%	\$ 14,580.85	48.82%	\$ 13,907.15	\$ 13,907.15	\$ 3,476.79	\$ 3,476.79	\$ 3,476.79	\$ -	\$ -	\$ 3,476.79
11	Hard	FILING 02	RAH	Clear Creek Civil	General Erosion Control	1958	05/06/22	\$ 3,156.00	-	\$ 3,156.00	43528	06/09/22	\$ 3,156.00	RAH	06/09/22	\$ 3,156.00	51.18%	\$ 1,615.32	48.82%	\$ 1,540.68	\$ 1,540.68	\$ 385.17	\$ 385.17	\$ 385.17	\$ -	\$ -	\$ 385.17
11	Hard	FILING 02	RAH	Clear Creek Civil	General Erosion Control	1962	05/06/22	\$ 3,342.10	-	\$ 3,342.10	43528	06/09/22	\$ 3,342.10	RAH	06/09/22	\$ 3,342.10	51.18%	\$ 1,710.57	48.82%	\$ 1,631.53	\$ 1,631.53	\$ 407.88	\$ 407.88	\$ 407.88	\$ -	\$ -	\$ 407.88
11	Hard	FILING 02	RAH	Clear Creek Civil	General Erosion Control	1952	05/06/22	\$ 5,619.60	-	\$ 5,619.60	43528	06/09/22	\$ 5,619.60	RAH	06/09/22	\$ 5,619.60	51.18%	\$ 2,876.25	48.82%	\$ 2,743.35	\$ 2,743.35	\$ 685.84	\$ 685.84	\$ 685.84	\$ -	\$ -	\$ 685.84
11	Hard	FILING 02	RAH	Clear Creek Civil	General Erosion Control - Land	1950	05/06/22	\$ 5,797.84	-	\$ 5,797.84	43528	06/09/22	\$ 5,797.84	RAH	06/09/22	\$ 5,797.84	51.18%	\$ 2,967.48	48.82%	\$ 2,830.36	\$ 2,830.36	\$ 707.59	\$ 707.59	\$ 707.59	\$ -	\$ -	\$ 707.59
11	Soft	FILING 02	RAH	CMS Environmental Solutions	Weekly + Rain Inspections	131713	03/01/22	\$ 625.00	-	\$ 625.00	40897	04/20/22	\$ 625.00	RAH	05/05/22	\$ 625.00	51.18%	\$ 319.89	48.82%	\$ 305.11	\$ 305.11	\$ 76.28	\$ 76.28	\$ 76.28	\$ -	\$ -	\$ 76.28
11	Soft	FILING 02	RAH	CMS Environmental Solutions	Weekly + Rain Inspections	132928	04/01/22	\$ 625.00	-	\$ 625.00	43818	06/03/22	\$ 625.00	RAH	06/06/22	\$ 625.00	51.18%	\$ 319.89	48.82%	\$ 305.11	\$ 305.11	\$ 76.28	\$ 76.28	\$ 76.28	\$ -	\$ -	\$ 76.28
11	Hard	FILING 02	RAH	Description	Aurora Highlands - Street Light	5-RETRAINAGE	08/08/22	\$ 70,722.15	\$ 3,677.43	\$ 67,044.72	ACH	02/25/22	\$ -	RAH	02/25/22	\$ -	0.00%	\$ -	100.00%	\$ 67,044.72	\$ 67,044.72	\$ 67,044.72	\$ -	\$ -	\$ -	\$ -	
11	Hard	FILING 02	RAH	Nelson Pipeline	2021-050 TAH F2	9	03/22/22	\$ 3,690.00	\$ 369.00	\$ 3,321.00	Multiple	Multiple	\$ 113,287.47	RAH	Multiple	\$ 109,545.28	13.25%	\$ 440.12	86.75%	\$ 2,880.88	\$ 96,132.04	\$ 96,132.04	\$ (18.64)	\$ (18.64)	\$ (18.64)		
11	Hard	FILING 02	RAH	Page Specialty Company	CSP 2 Mailboxes and Pad	35128	05/09/22	\$ 7,993.60	-	\$ 7,993.60																	

SUMMARY OF COSTS REVIEWED

VER NO	TYPE	FLING	SOURCE	VENDOR	DESCRIPTION	INV NO	INV DATE	INV AMT	RET/OCIP/DISC	FINAL INV AMT	CHK NO	PMT DATE	PMT AMT	PAYOR	DATE CLEARED	VER PMT AMT	% PRI	PRI AMT	% PUB	PUB AMT	CUR VER PUB AMT	STREETS	WATER	SANITATION	PARKS & REC	
12	Hard	FLING 08	Putte	Brightview Landscape Develop	TAH Landscaping Filing Nos 4, 5	MULTIPLE	MULTIPLE	\$ 77,888.80	\$ -	\$ 77,888.80	Vendor Stmt	Multiple	\$ 70,099.92	Putte	Multiple	\$ 70,099.92	0.00%	\$ -	100.00%	\$ 70,099.92	\$ 70,099.92	\$ 35,049.96	\$ -	\$ -	\$ 35,049.96	
12	Soft	FLING 08	Putte	Contour Services	TAH Filing 8	MULTIPLE	MULTIPLE	\$ 55,275.00	\$ -	\$ 55,275.00	Vendor Stmt	Multiple	\$ 57,434.00	Putte	Multiple	\$ 57,434.00	59.78%	\$ 33,015.93	40.23%	\$ 22,209.07	\$ 23,097.43	\$ 5,774.36	\$ 5,774.36	\$ 5,774.36	\$ 5,774.36	
12	Soft	FLING 10	Bridgewater	Contour Services	TAH Filing 15	MULTIPLE	MULTIPLE	\$ 45,600.00	\$ -	\$ 45,600.00	Vendor Statement	Multiple	\$ 5,000.00	BWH	09/28/22	\$ 6,000.00	46.33%	\$ 21,274.86	53.67%	\$ 24,475.14	\$ 3,253.35	\$ 815.84	\$ -	\$ -	\$ 815.84	
12	Hard	FLING 10	Bridgewater	Nelson Pipeline	FLING 10 - Infrastructure	Pay App 14	10/18/22	\$ 34,403.68	\$ 1,720.18	\$ 32,683.50	31174	09/14/22	\$ 119,239.25	BWH	09/14/22	\$ 112,963.50	5.00%	\$ 1,633.74	95.00%	\$ 31,049.76	\$ 112,626.00	\$ 18,787.50	\$ 75,051.00	\$ -	\$ -	\$ 18,787.50
12	Soft	FLING 13	Putte	Aztec Consultants	164721-02 Aurora Highlands Fl	MULTIPLE	MULTIPLE	\$ 1,388.88	\$ -	\$ 1,388.88	Vendor Stmt	Multiple	\$ -	Putte	Multiple	\$ -	65.55%	\$ 897.35	34.45%	\$ 471.53	\$ 801.71	\$ 646.35	\$ 21.35	\$ 21.35	\$ 112.66	
12	Hard	FLING 15	TM	AG Wassenaar	22000MAS TAH F15 Foundatio	353629	07/11/22	\$ 21,255.00	\$ -	\$ 21,255.00	EFT	09/02/22	\$ 21,255.00	TM	09/02/22	\$ 21,255.00	100.00%	\$ 21,255.00	0.00%	\$ -	\$ -	\$ -	\$ -	\$ -	\$ -	
12	Hard	FLING 15	TM	AG Wassenaar	22000MAS TAH F15 Foundatio	354527	08/04/22	\$ 20,165.00	\$ -	\$ 20,165.00	EFT	08/22/22	\$ 20,165.00	TM	08/22/22	\$ 20,165.00	100.00%	\$ 20,165.00	0.00%	\$ -	\$ -	\$ -	\$ -	\$ -	\$ -	
12	Hard	FLING 15	TM	AG Wassenaar	206125 Aurora Highlands PA 5	354334	07/29/22	\$ 5,134.50	\$ -	\$ 5,134.50	EFT	09/02/22	\$ 5,134.50	TM	09/02/22	\$ 5,134.50	57.04%	\$ 2,928.90	42.96%	\$ 2,205.60	\$ 2,205.60	\$ 551.40	\$ -	\$ -	\$ 551.40	
12	Soft	FLING 15	TM	Aztec Consultants	33821-03 Aurora Highlands Fl	MULTIPLE	MULTIPLE	\$ 30,617.05	\$ -	\$ 30,617.05	Multiple	Multiple	\$ 30,617.05	TM	Multiple	\$ 30,617.05	27.68%	\$ 8,473.87	72.32%	\$ 22,143.18	\$ 22,143.18	\$ 8,189.80	\$ 1,115.80	\$ 11,729.80	\$ 1,115.80	
12	Hard	FLING 15	TM	Blue Tec	General Erosion Control	19882	08/12/22	\$ 2,309.14	\$ -	\$ 2,309.14	6000-00041001	06/13/22	\$ 2,309.14	TM	07/01/22	\$ 2,309.14	57.04%	\$ 1,317.22	42.96%	\$ 991.92	\$ 991.92	\$ 247.98	\$ -	\$ -	\$ 247.98	
12	Hard	FLING 15	TM	Blue Tec	Install Concrete Washout	19143	05/25/22	\$ 1,050.00	\$ -	\$ 1,050.00	6000-00041221	06/13/22	\$ 1,050.00	TM	07/01/22	\$ 1,050.00	57.04%	\$ 598.96	42.96%	\$ 451.04	\$ 451.04	\$ 112.76	\$ -	\$ -	\$ 112.76	
12	Hard	FLING 15	TM	Blue Tec	Install Silt Fence - Site Perimet	19144	05/25/22	\$ 5,040.00	\$ -	\$ 5,040.00	6000-00041221	06/13/22	\$ 5,040.00	TM	07/01/22	\$ 5,040.00	57.04%	\$ 2,875.00	42.96%	\$ 2,165.00	\$ 2,165.00	\$ 541.25	\$ 541.25	\$ 541.25	\$ 541.25	
12	Hard	FLING 15	TM	Blue Tec	Instal/Remove Silt Fence Nort	19175	07/18/22	\$ 1,147.75	\$ -	\$ 1,147.75	6000-00041759	08/01/22	\$ 1,147.75	TM	08/15/22	\$ 1,147.75	57.04%	\$ 654.72	42.96%	\$ 493.03	\$ 493.03	\$ 123.26	\$ 123.26	\$ 123.26	\$ 123.26	
12	Hard	FLING 15	TM	Blue Tec	Instal/Remove Silt Fence West	20017	08/12/22	\$ 255.76	\$ -	\$ 255.76	6000-00042072	08/29/22	\$ 255.76	TM	09/15/22	\$ 255.76	57.04%	\$ 145.89	42.96%	\$ 109.87	\$ 109.87	\$ 27.47	\$ 27.47	\$ 27.47	\$ 27.47	
12	Hard	FLING 15	TM	Blue Tec	Silt Fence Repair, 48" Stakes	19378	06/16/22	\$ 765.00	\$ -	\$ 765.00	6000-00041452	06/01/22	\$ 765.00	TM	06/01/22	\$ 765.00	42.96%	\$ 436.38	42.96%	\$ 328.62	\$ 328.62	\$ 82.15	\$ 82.15	\$ 82.15	\$ 82.15	
12	Soft	FLING 15	TM	Enertis Consulting Group	Addendum 1 - PA 52.2/Filing 14	153-322	08/01/22	\$ 4,675.00	\$ -	\$ 4,675.00	ETOS1307	08/22/22	\$ 4,675.00	TM	08/22/22	\$ 4,675.00	57.04%	\$ 2,666.79	42.96%	\$ 2,008.21	\$ 2,008.21	\$ 502.05	\$ 502.05	\$ 502.05	\$ 502.05	
12	Hard	FLING 15	TM	Monks Construction Company	Filing 15 Grading	MULTIPLE	MULTIPLE	\$ 192,300.65	\$ 9,615.03	\$ 182,685.62	ETOS1433	08/02/22	\$ 182,685.62	TM	08/02/22	\$ 182,685.62	57.04%	\$ 104,210.42	42.96%	\$ 78,475.20	\$ 78,475.20	\$ 19,618.80	\$ 19,618.80	\$ 19,618.80	\$ 19,618.80	
12	Soft	FLING 15	TM	Norris Design	TAH Filing 15 Site Plan and Plat	01-74949	07/17/22	\$ 1,717.50	\$ -	\$ 1,717.50	ETOS1334	08/29/22	\$ 1,717.50	TM	08/29/22	\$ 1,717.50	57.04%	\$ 970.72	42.96%	\$ 737.78	\$ 737.78	\$ 184.44	\$ -	\$ -	\$ 184.44	
12	Soft	FLING 15	TM	Norris Design	The Aurora Highlands Filing 15	01-74902	07/17/22	\$ 1,107.50	\$ -	\$ 1,107.50	ETOS1334	08/29/22	\$ 1,107.50	TM	08/29/22	\$ 1,107.50	4.89%	\$ 54.19	95.11%	\$ 1,053.31	\$ 1,053.31	\$ 263.33	\$ 263.33	\$ 263.33	\$ 263.33	
12	Soft	FLING 17	CENTURY	Aztec Consultants	65322-06 TAH Filing No. 21 (PA	135035	08/18/22	\$ 850.00	\$ -	\$ 850.00	568321	09/08/22	\$ 850.00	CENTURY	Vendor Stmt	\$ 850.00	61.19%	\$ 520.14	38.81%	\$ 329.86	\$ 329.86	\$ 82.46	\$ 82.46	\$ 82.46	\$ 82.46	
12	Soft	FLING 17	CENTURY	Aztec Consultants	65322-10 TAH Filing No. 17 (PA	MULTIPLE	MULTIPLE	\$ 34,932.00	\$ -	\$ 34,932.00	Multiple	Multiple	\$ 34,932.00	CENTURY	09/08/22	\$ 34,932.00	61.19%	\$ 21,376.07	38.81%	\$ 13,555.93	\$ 13,555.93	\$ 3,388.98	\$ 3,388.98	\$ 3,388.98	\$ 3,388.98	
12	Soft	FLING 17	CENTURY	City of Aurora	Civil Plans Review	690005	09/06/22	\$ 39,138.00	\$ -	\$ 39,138.00	568398	09/08/22	\$ 39,138.00	CENTURY	Vendor Stmt	\$ 39,138.00	15.00%	\$ 5,870.70	85.00%	\$ 33,267.30	\$ 33,267.30	\$ 8,316.83	\$ 8,316.83	\$ 8,316.83	\$ 8,316.83	
12	Hard	FLING 17	CENTURY	CTL Thompson	Aurora Highlands PA70 (Filing 4	MULTIPLE	MULTIPLE	\$ 23,557.50	\$ -	\$ 23,557.50	Multiple	Multiple	\$ 24,377.50	CENTURY	09/08/22	\$ 24,377.50	61.19%	\$ 14,293.24	38.81%	\$ 9,064.26	\$ 9,064.26	\$ 2,266.06	\$ 2,266.06	\$ 2,266.06	\$ 2,266.06	
12	Hard	FLING 17	CENTURY	Kelly Trucking	PA70 Mass Grading	354842	07/12/22	\$ 75,000.84	\$ 37,703.04	\$ 37,297.80	364622	08/29/22	\$ 716,557.80	CENTURY	08/25/22	\$ 716,557.80	61.19%	\$ 438,392.53	38.81%	\$ 278,165.27	\$ 278,165.27	\$ 69,479.15	\$ 69,479.15	\$ 69,479.15	\$ 69,479.15	
13	Hard	FLING 02	RAH	AG Wassenaar	212006 TAH F2 East 42nd Ave.	350959	05/13/22	\$ 4,060.00	\$ -	\$ 4,060.00	ACH45490	06/21/22	\$ 4,060.00	RAH	Multiple	\$ 4,060.00	51.18%	\$ 2,078.01	48.82%	\$ 1,981.99	\$ 1,981.99	\$ 495.50	\$ 495.50	\$ 495.50	\$ 495.50	
13	Hard	FLING 02	RAH	AG Wassenaar	212006 TAH F2 East 42nd Ave.	354416	07/29/22	\$ 1,780.00	\$ -	\$ 1,780.00	ACH50297	08/26/22	\$ 1,780.00	RAH	Multiple	\$ 1,780.00	51.18%	\$ 911.05	48.82%	\$ 868.95	\$ 868.95	\$ 217.24	\$ 217.24	\$ 217.24	\$ 217.24	
13	Hard	FLING 02	RAH	AG Wassenaar	222509 Aurora Highlands Filing	350960	05/31/22	\$ 2,510.00	\$ -	\$ 2,510.00	ACH45490	06/21/22	\$ 2,510.00	RAH	Multiple	\$ 2,510.00	51.18%	\$ 1,284.68	48.82%	\$ 1,225.32	\$ 1,225.32	\$ 306.33	\$ 306.33	\$ 306.33	\$ 306.33	
13	Hard	FLING 02	RAH	AG Wassenaar	223197MAS 223198-223384 TA	355422	08/30/22	\$ 5,040.00	\$ -	\$ 5,040.00	ACH50297	08/26/22	\$ 5,040.00	RAH	Multiple	\$ 5,040.00	51.18%	\$ 2,579.59	48.82%	\$ 2,460.41	\$ 2,460.41	\$ 615.10	\$ 615.10	\$ 615.10	\$ 615.10	
13	Soft	FLING 02	RAH	Aztec Consultants	21420-72 Aurora Highlands Fil	MULTIPLE	Multiple	\$ 17,470.00	\$ -	\$ 17,470.00	Multiple	Multiple	\$ 18,010.00	RAH	Multiple	\$ 18,010.00	43.83%	\$ 7,656.67	56.17%	\$ 9,813.33	\$ 9,813.33	\$ 4,754.60	\$ 4,754.60	\$ 867.24	\$ 867.24	
13	Soft	FLING 02	RAH	B & S Surveying	EAGP Package	354842	07/12/22	\$ 67,500.00	\$ -	\$ 67,500.00	ACH49434	08/22/22	\$ 67,500.00	RAH	08/22/22	\$ 67,500.00	100.00%	\$ 67,500.00	0.00%	\$ -	\$ -	\$ -	\$ -	\$ -	\$ -	
13	Soft	FLING 02	RAH	B & S Surveying	Permit Check for Nobil Plan Ad	357203	09/12/22	\$ 210.00	\$ -	\$ 210.00	ACH53690	09/30/22	\$ 210.00	RAH	Multiple	\$ 210.00	100.00%	\$ 210.00	0.00%	\$ -	\$ -	\$ -	\$ -	\$ -	\$ -	
13	Soft	FLING 02	RAH	B & S Surveying	Templates (Per Plan) Check Loc	353961	07/09/22	\$ 1,340.00	\$ -	\$ 1,340.00	ACH48557	08/05/22	\$ 1,340.00	RAH	08/08/22	\$ 1,340.00	100.00%	\$ 1,340.00	0.00%	\$ -	\$ -	\$ -	\$ -	\$ -	\$ -	
13	Soft	FLING 02	RAH	B & S Surveying	Updated Lot Fit for D785 Plan	357207	09/13/22	\$ 280.00	\$ -	\$ 280.00	ACH52690	09/30/22	\$ 280.00	RAH	10/03/22	\$ 280.00	100.00%	\$ 280.00	0.00%	\$ -	\$ -	\$ -	\$ -	\$ -	\$ -	
13	Hard	FLING 02	RAH	Blue Mountain Erosion Control	Aurora Highlands Erosion contr	14244	05/24/22	\$ 996.25	\$ -	\$ 996.25	ACH43814	06/03/22	\$ 996.25	RAH	06/03/22	\$ 996.25	51.18%	\$ 509.91	48.82%	\$ 486.34	\$ 486.34	\$ 121.59	\$ 121.59	\$ 121.59	\$ 121.59	
13	Hard	FLING 02	RAH	Clear Creek Civil	Erosion Control Maintenance	1978	06/07/22	\$ 7,638.96	\$ -	\$ 7,638.96	45496	06/24/22	\$ 7,638.96	RAH	06/24/22	\$ 7,638.96	51.18%	\$ 3,909.81	48.82%	\$ 3,729.15	\$ 3,729.15	\$ 932.29	\$ 932.29	\$ 932.29	\$ 932.29	
13	Hard	FLING 02	RAH	Clear Creek Civil	Erosion Control Maintenance	1979	06/07/22	\$ 6,928.96	\$ -	\$ 6,928.96	45496	06/24/22	\$ 6,928.96	RAH	06/24/22	\$ 6,928.96	51.18%	\$ 3,546.41	48.82%	\$ 3,382.55	\$ 3,382.55	\$ 845.64	\$ 845.64	\$ 845.64	\$ 845.64	
13	Hard	FLING 02	RAH	Clear Creek Civil	Erosion Control Maintenance	1989	05/17/22	\$ 1,961.98	\$ -	\$ 1,961.98	50303	08/26/22	\$ 1,961.98	RAH	08/26/22	\$ 1,961.98	51.18%	\$ 1,004.19	48.82%	\$ 957.79	\$ 957.79	\$ 239.45	\$ 239.45	\$ 239.45	\$ 239.45	
13	Hard	FLING 02	RAH	Clear Creek Civil	Erosion Control Maintenance	2019	06/17/22	\$ 3,982.80	\$ -	\$ 3,982.80	46017	06/30/22	\$ 3,982.80	RAH	06/30/22	\$ 3,982.80	51.18%	\$ 2,027.72	48.82%	\$ 1,955.08	\$ 1,955.08	\$ 364.04	\$ 364.04	\$ 364.04	\$ 364.04	
13	Hard	FLING 02	RAH	Clear Creek Civil	Erosion Control Maintenance	2024	06/17/22	\$ 2,753.92	\$ -	\$ 2,753.92	46017	06/30/22	\$ 2,753.92	RAH	06/30/22	\$ 2,753.92										

SUMMARY OF COSTS REVIEWED

VER NO	TYPE	FILING	SOURCE	VENDOR	DESCRIPTION	INV NO	INV DATE	INV AMT	RET/OCIP/DISC	FINAL INV AMT	CHK NO	PMT DATE	PMT AMT	PAYOR	DATE CLEARED	VER PMT AMT	% PRI	PRI AMT	% PUB	PUB AMT	CUR VER PUB AMT	STREETS	WATER	SANITATION	PARKS & REC
13	Soft	FILING 10	Bridgewater	Aztec Consultants	171521-01 Aurora Highlands Filing 10	MULTIPLE	MULTIPLE	\$ 31,668.09	\$ -	\$ 31,668.09	Multiple	Multiple	\$ 7,680.04	BWH	10/18/22	\$ 7,680.04	22.19%	\$ 7,026.09	77.81%	\$ 24,642.00	\$ 19,360.24	\$ 13,944.04	\$ 5,416.20	\$ -	\$ -
13	Soft	FILING 10	Bridgewater	Contour Services	TAH Filing 10	1106-16	10/26/22	\$ 21,280.00	\$ -	\$ 21,280.00	44882	09/28/22	\$ 39,520.00	BWH	09/28/22	\$ 39,520.00	46.33%	\$ 9,858.27	53.67%	\$ 11,421.73	\$ 21,211.79	\$ 5,302.95	\$ 5,302.95	\$ 5,302.95	\$ 5,302.95
13	Hard	FILING 10	Bridgewater	Lawson Construction Company	TAH Filing 10 - Curb and Gutter	MULTIPLE	MULTIPLE	\$ 372,223.04	\$ 12,910.62	\$ 385,133.66	31175	10/21/22	\$ 63,103.41	BWH	10/21/22	\$ 65,583.32	0.00%	\$ -	100.00%	\$ 65,583.32	\$ 65,583.32	\$ -	\$ -	\$ -	\$ -
13	Hard	FILING 10	Bridgewater	Martin Marietta	Filing 10 Paving	MULTIPLE	MULTIPLE	\$ 784,150.08	\$ 39,207.50	\$ 823,357.58	Multiple	Multiple	\$ 258,893.34	BWH	10/01/22	\$ 258,893.34	0.00%	\$ -	100.00%	\$ 740,442.58	\$ 258,893.34	\$ -	\$ -	\$ -	\$ -
13	Hard	FILING 10	Bridgewater	Nelson Pipeline	FILING 10 - Infrastructure	MULTIPLE	MULTIPLE	\$ 44,293.00	\$ 2,214.65	\$ 42,078.35	Vendor Statement	10/18/22	\$ 31,174.00	BWH	10/18/22	\$ 11,933.00	0.00%	\$ -	100.00%	\$ 42,078.35	\$ 11,556.97	\$ 10,903.34	\$ 68,961.95	\$ 21,388.34	\$ 10,903.34
13	Hard	FILING 10	Bridgewater	SRM	FILING 10 - Erosion Control	MULTIPLE	MULTIPLE	\$ 27,379.50	\$ 2,737.95	\$ 24,641.55	Multiple	Multiple	\$ 29,189.83	BWH	Multiple	\$ 29,189.83	46.33%	\$ 11,415.55	53.67%	\$ 13,226.00	\$ 14,754.86	\$ 3,688.72	\$ 3,688.72	\$ 3,688.72	\$ 3,688.72
13	Soft	FILING 14	RAH	Aztec Consultants	21421-52 Aurora Highlands Filing 14	MULTIPLE	Multiple	\$ 26,605.21	\$ -	\$ 26,605.21	Multiple	Multiple	\$ 22,706.49	RAH	Multiple	\$ 22,706.49	40.57%	\$ 10,792.76	59.43%	\$ 15,812.45	\$ 9,419.33	\$ 392.83	\$ 4,098.83	\$ 4,534.83	\$ 392.83
13	Hard	FILING 15	TM	AG Wassenaar	2200MAG TAH F15 Foundation	355613	08/30/22	\$ 17,440.00	\$ -	\$ 17,440.00	ET051628	09/19/22	\$ 17,440.00	TM	09/19/22	\$ 17,440.00	100.00%	\$ 17,440.00	0.00%	\$ -	\$ -	\$ -	\$ -	\$ -	\$ -
13	Hard	FILING 15	TM	AG Wassenaar	2200MAG TAH F15 Foundation	356063	09/09/22	\$ 9,265.00	\$ -	\$ 9,265.00	ET051731	09/26/22	\$ 9,265.00	TM	09/26/22	\$ 9,265.00	100.00%	\$ 9,265.00	0.00%	\$ -	\$ -	\$ -	\$ -	\$ -	\$ -
13	Hard	FILING 15	TM	AG Wassenaar	206125 Aurora Highlands PA 52	355308	08/24/22	\$ 3,760.00	\$ -	\$ 3,760.00	ET051623	09/10/22	\$ 3,760.00	TM	09/10/22	\$ 3,760.00	0.00%	\$ -	100.00%	\$ 3,760.00	\$ 3,750.00	\$ 3,750.00	\$ 3,750.00	\$ -	\$ -
13	Hard	FILING 15	TM	AG Wassenaar	206125 Aurora Highlands PA 52	355460	08/31/22	\$ 26,555.00	\$ -	\$ 26,555.00	ET051922	10/01/22	\$ 26,555.00	TM	10/01/22	\$ 26,555.00	0.00%	\$ -	100.00%	\$ 26,555.00	\$ 26,555.00	\$ 26,555.00	\$ 26,555.00	\$ -	\$ -
13	Hard	FILING 15	TM	AG Wassenaar	206125 Aurora Highlands PA 52	355461	08/31/22	\$ 4,646.50	\$ -	\$ 4,646.50	ET051922	10/01/22	\$ 4,646.50	TM	10/01/22	\$ 4,646.50	57.04%	\$ 2,650.53	42.96%	\$ 1,995.97	\$ 1,995.97	\$ 1,995.97	\$ 1,995.97	\$ -	\$ -
13	Soft	FILING 15	TM	Aztec Consultants	33821-03 Aurora Highlands Filing 15	MULTIPLE	MULTIPLE	\$ 13,284.05	\$ -	\$ 13,284.05	Multiple	Multiple	\$ 13,284.05	TM	Multiple	\$ 13,284.05	32.61%	\$ 4,331.92	67.39%	\$ 8,952.13	\$ 8,952.13	\$ 558.43	\$ 3,740.83	\$ 4,094.43	\$ 558.43
13	Soft	FILING 15	TM	Enerzia Consulting Group	Addendum 1 - PA 52.2/Filing 15	183-22	09/01/22	\$ 2,550.00	\$ -	\$ 2,550.00	ET051733	09/26/22	\$ 2,550.00	TM	09/26/22	\$ 2,550.00	57.04%	\$ 1,454.61	42.96%	\$ 1,095.39	\$ 1,095.39	\$ 273.85	\$ 273.85	\$ 273.85	\$ 273.85
13	Soft	FILING 15	TM	Norris Design	TAH Filing 15 Site Plan and Plat	01-75557	08/31/22	\$ 860.00	\$ -	\$ 860.00	ET051734	09/26/22	\$ 860.00	TM	09/26/22	\$ 860.00	42.96%	\$ 490.57	42.96%	\$ 369.43	\$ 369.43	\$ 92.36	\$ 92.36	\$ 92.36	\$ 92.36
13	Soft	FILING 15	TM	Norris Design	The Aurora Highlands Filing 15	01-75569	08/31/22	\$ 9,011.00	\$ -	\$ 9,011.00	ET051734	09/26/22	\$ 9,011.00	TM	09/26/22	\$ 9,011.00	-0.60%	\$ (54.19)	100.60%	\$ 9,065.19	\$ 9,065.19	\$ 2,266.30	\$ 2,266.30	\$ 2,266.30	\$ 2,266.30
13	Hard	FILING 16	TriPointe	AG Wassenaar	220813MAS 220814-221086 TA	355375	08/29/22	\$ 2,725.00	\$ -	\$ 2,725.00	5980173	09/08/22	\$ 2,725.00	TP	09/08/22	\$ 2,725.00	100.00%	\$ 2,725.00	0.00%	\$ -	\$ -	\$ -	\$ -	\$ -	\$ -
13	Hard	FILING 16	TriPointe	AG Wassenaar	220813MAS 220814-221086 TA	356068	09/09/22	\$ 5,995.00	\$ -	\$ 5,995.00	6001665	09/16/22	\$ 5,995.00	TP	09/16/22	\$ 5,995.00	100.00%	\$ 5,995.00	0.00%	\$ -	\$ -	\$ -	\$ -	\$ -	\$ -
13	Hard	FILING 16	TriPointe	AG Wassenaar	220813MAS 220814-221086 TA	356203	09/15/22	\$ 8,175.00	\$ -	\$ 8,175.00	6009391	09/20/22	\$ 8,175.00	TP	09/20/22	\$ 8,175.00	100.00%	\$ 8,175.00	0.00%	\$ -	\$ -	\$ -	\$ -	\$ -	\$ -
13	Hard	FILING 16	TriPointe	AG Wassenaar	213279 TAH Filing 16, E 35th A	355356	08/24/22	\$ 2,400.00	\$ -	\$ 2,400.00	5100072	09/13/22	\$ 2,400.00	TP	08/24/22	\$ 2,400.00	0.00%	\$ -	100.00%	\$ 2,400.00	\$ 2,400.00	\$ 2,400.00	\$ 2,400.00	\$ -	\$ -
13	Hard	FILING 16	TriPointe	AG Wassenaar	213279 TAH Filing 16, E 35th A	355360	05/12/20	\$ 6,350.00	\$ -	\$ 6,350.00	5100072	09/13/22	\$ 6,350.00	TP	08/24/22	\$ 6,350.00	0.00%	\$ -	100.00%	\$ 6,350.00	\$ 6,350.00	\$ 6,350.00	\$ 6,350.00	\$ -	\$ -
13	Hard	FILING 16	TriPointe	AG Wassenaar	213279 TAH Filing 16, E 35th A	355470	08/31/22	\$ 12,355.00	\$ -	\$ 12,355.00	5993019	09/13/22	\$ 12,355.00	TP	09/13/22	\$ 12,355.00	0.00%	\$ -	100.00%	\$ 12,355.00	\$ 12,355.00	\$ 12,355.00	\$ 12,355.00	\$ -	\$ -
13	Soft	FILING 16	TriPointe	Aztec Consultants	83921-11 TAH Filing 16	MULTIPLE	MULTIPLE	\$ 23,694.74	\$ -	\$ 23,694.74	Multiple	Multiple	\$ 18,692.60	TP	Multiple	\$ 18,692.60	3.54%	\$ 837.89	96.46%	\$ 22,856.85	\$ 18,310.78	\$ 12,397.70	\$ 2,701.70	\$ 2,975.70	\$ 235.70
13	Hard	FILING 16	TriPointe	Nelson Pipeline	Infrastructure - Filing 16	MULTIPLE	MULTIPLE	\$ 791,523.50	\$ 13,934.76	\$ 805,458.26	Multiple	Multiple	\$ 751,947.33	TP	Multiple	\$ 751,947.33	23.48%	\$ 182,600.00	76.52%	\$ 594,988.17	\$ 577,576.25	\$ 177,073.47	\$ 301,796.59	\$ 48,725.59	\$ 48,725.59
13	Hard	FILING 16	TriPointe	Norris Design	0651622 Plat and Csp	01-75616	08/24/22	\$ 5,084.21	\$ -	\$ 5,084.21	6011284	09/21/22	\$ 5,084.21	TP	09/21/22	\$ 5,084.21	15.63%	\$ 794.47	84.37%	\$ 4,289.74	\$ 4,289.74	\$ 2,103.23	\$ 421.15	\$ 421.15	\$ 2,103.23
13	Soft	FILING 16	TriPointe	TracAir	Drone Flights Over Site	4943	08/31/22	\$ 3,200.00	\$ -	\$ 3,200.00	6011284	09/21/22	\$ 3,200.00	TP	09/21/22	\$ 3,200.00	61.19%	\$ 1,958.13	38.81%	\$ 1,241.87	\$ 1,241.87	\$ 310.45	\$ 310.45	\$ 310.45	\$ 310.45
13	Soft	FILING 17	CENTURY	First American Title Insurance	Lot 9800 - Title Insurance	9954-9954112177	09/06/22	\$ 500.00	\$ -	\$ 500.00	580455	10/07/22	\$ 500.00	CENTURY	10/07/22	\$ 500.00	100.00%	\$ 500.00	0.00%	\$ -	\$ -	\$ -	\$ -	\$ -	\$ -
13	Hard	FILING 17	CENTURY	Kelley Trucking	PA70 Mass Grading	4	08/31/22	\$ 498,116.71	\$ 24,905.84	\$ 523,022.55	572282	09/22/22	\$ 473,210.88	CENTURY	09/26/22	\$ 473,210.88	60.52%	\$ 286,382.56	39.48%	\$ 186,828.32	\$ 187,081.64	\$ 46,770.41	\$ 46,770.41	\$ 46,770.41	\$ 46,770.41
14	Soft	FILING 01	CGF	Aztec Consultants	136618-04 TAH Misc Services	MULTIPLE	MULTIPLE	\$ 106,110.00	\$ -	\$ 106,110.00	Multiple	Multiple	\$ 106,110.00	CGF	Multiple	\$ 106,110.00	100.00%	\$ 106,110.00	0.00%	\$ -	\$ -	\$ -	\$ -	\$ -	\$ -
14	Soft	FILING 01	CGF	Aztec Consultants	136621-01 TAH 40 vs 50 Land	MULTIPLE	MULTIPLE	\$ 21,750.00	\$ -	\$ 21,750.00	Multiple	Multiple	\$ 21,750.00	CGF	Multiple	\$ 21,750.00	83.91%	\$ 18,250.00	16.09%	\$ 3,500.00	\$ 3,500.00	\$ 875.00	\$ 875.00	\$ 875.00	\$ 875.00
14	Hard	FILING 01	CGF	Big West Landscaping	Electric install for Ornamentals	10922	01/29/22	\$ 4,900.00	\$ -	\$ 4,900.00	847	01/26/22	\$ 4,900.00	CGF	01/26/22	\$ 4,900.00	0.00%	\$ -	100.00%	\$ 4,900.00	\$ 4,900.00	\$ 4,900.00	\$ 4,900.00	\$ -	\$ -
14	Hard	FILING 01	CGF	Big West Landscaping	Flagpole overhaul, irrigation &	21023	01/27/22	\$ 4,500.00	\$ -	\$ 4,500.00	874	01/25/22	\$ 4,500.00	CGF	01/25/22	\$ 4,500.00	0.00%	\$ -	100.00%	\$ 4,500.00	\$ 4,500.00	\$ 4,500.00	\$ 4,500.00	\$ -	\$ -
14	Hard	FILING 01	CGF	Big West Landscaping	Flagpole Trade and Storage, Ca	31022	03/10/22	\$ 4,300.00	\$ -	\$ 4,300.00	902	03/25/22	\$ 4,300.00	CGF	03/25/22	\$ 4,300.00	0.00%	\$ -	100.00%	\$ 4,300.00	\$ 4,300.00	\$ 2,150.00	\$ 2,150.00	\$ -	\$ -
14	Hard	FILING 01	CGF	Big West Landscaping	General Landscaping for Marke	920	09/09/20	\$ 13,018.92	\$ -	\$ 13,018.92	427	09/24/20	\$ 13,018.92	CGF	09/24/22	\$ 13,018.92	0.00%	\$ -	100.00%	\$ 13,018.92	\$ 13,018.92	\$ 6,509.46	\$ 6,509.46	\$ -	\$ -
14	Hard	FILING 01	CGF	Big West Landscaping	Visitor Center Design and Coord	33021	03/31/21	\$ 18,100.00	\$ -	\$ 18,100.00	636	06/22/21	\$ 14,200.00	CGF	06/22/21	\$ 14,200.00	0.00%	\$ -	100.00%	\$ 18,100.00	\$ 14,200.00	\$ 3,550.00	\$ 3,550.00	\$ 3,550.00	\$ 3,550.00
14	Hard	FILING 01	CGF	Big West Landscaping	Monthly Maintenance	1020	10/25/20	\$ 5,943.00	\$ -	\$ 5,943.00	470	11/25/20	\$ 5,943.00	CGF	11/25/20	\$ 5,943.00	100.00%	\$ 5,943.00	0.00%	\$ -	\$ -	\$ -	\$ -	\$ -	\$ -
14	Hard	FILING 01	CGF	Big West Landscaping	Monthly Maintenance	1120	11/15/20	\$ 5,376.00	\$ -	\$ 5,376.00	470	11/25/20	\$ 5,376.00	CGF	11/25/20	\$ 5,376.00	0.00%	\$ -	100.00%	\$ 5,376.00	\$ 5,376.00	\$ -	\$ -	\$ -	\$ -
14	Hard	FILING 01	CGF	Clay T Tree Movers	5 Transplants at 90°	1887	01/18/22	\$ 3,250.00	\$ -	\$ 3,250.00	84849	01/26/22	\$ 3,250.00	CGF	01/26/22	\$ 3,250.00	0.00%	\$ -	100.00%	\$ 3,250.00	\$ 3,250.00	\$ 1,625.00	\$ 1,625.00	\$ -	\$ -
14	Hard	FILING 01	CGF	Clay T Tree Movers	18H Transplants (15 Trees)	1196	01/18/22	\$ 10,600.00	\$ -	\$ 10,600.00	8390	01/27/22	\$ 10,600.00	CGF	01/27/22	\$ 10,600.00	0.00%	\$ -	100.00%	\$ 10,600.00	\$ 10,600.00	\$ 5,300			

SUMMARY OF COSTS REVIEWED

VER NO	TYPE	FLING	SOURCE	VENDOR	DESCRIPTION	INV NO	INV DATE	INV AMT	RET/OCIP/DISC	FINAL INV AMT	CHK NO	PMT DATE	PMT AMT	PAYOR	DATE CLEARED	VER PMT AMT	% PRI	PRI AMT	% PUB	PUB AMT	CUR VER PUB AMT	STREETS	WATER	SANITATION	PARKS & REC		
14	Soft	FLING 01	CGF	Norris Design	TAH-DEV Graphics, Printing & A	01-5960	06/30/20	\$ 6,552.20	\$ -	\$ 6,552.20	388	07/23/20	\$ 6,552.20	CGF	07/23/20	\$ 6,552.20	60.00%	\$ 3,931.32	40.00%	\$ 2,620.88	\$ 2,620.88	\$ 655.22	\$ 655.22	\$ 655.22	\$ 655.22		
14	Soft	FLING 01	CGF	Norris Design	TAH-DEV Graphics, Printing & A	01-6184	09/30/20	\$ 16,176.24	\$ -	\$ 16,176.24	460	10/22/20	\$ 16,176.24	CGF	10/22/20	\$ 16,176.24	60.00%	\$ 9,705.74	40.00%	\$ 6,470.50	\$ 6,470.50	\$ 1,617.62	\$ 1,617.62	\$ 1,617.62	\$ 1,617.62		
14	Soft	FLING 01	CGF	Norris Design	TAH-DEV Graphics, Printing & A	01-6178	10/30/20	\$ 20,680.94	\$ -	\$ 20,680.94	484	11/25/20	\$ 20,680.94	CGF	11/25/20	\$ 20,680.94	60.00%	\$ 12,408.56	40.00%	\$ 8,272.38	\$ 8,272.38	\$ 2,068.09	\$ 2,068.09	\$ 2,068.09	\$ 2,068.09		
14	Soft	FLING 01	CGF	Norris Design	TAH-DEV Graphics, Printing & A	01-6206	11/30/20	\$ 5,799.54	\$ -	\$ 5,799.54	505	12/21/20	\$ 5,799.54	CGF	12/21/20	\$ 5,799.54	60.00%	\$ 3,479.72	40.00%	\$ 2,319.82	\$ 2,319.82	\$ 579.95	\$ 579.95	\$ 579.95	\$ 579.95		
14	Soft	FLING 01	CGF	Norris Design	TAH-DEV Graphics, Printing & A	01-63075	12/31/20	\$ 7,439.85	\$ -	\$ 7,439.85	537	01/23/21	\$ 7,439.85	CGF	01/23/21	\$ 7,439.85	60.00%	\$ 4,463.91	40.00%	\$ 2,975.94	\$ 2,975.94	\$ 743.99	\$ 743.99	\$ 743.99	\$ 743.99		
14	Soft	FLING 01	CGF	Norris Design	TAH-DEV Graphics, Printing & A	01-63491	01/31/21	\$ 2,684.53	\$ -	\$ 2,684.53	553	02/22/21	\$ 2,684.53	CGF	02/22/21	\$ 2,684.53	60.00%	\$ 1,610.72	40.00%	\$ 1,073.81	\$ 1,073.81	\$ 268.45	\$ 268.45	\$ 268.45	\$ 268.45		
14	Soft	FLING 01	CGF	Norris Design	TAH-DEV Graphics, Printing & A	01-64136	02/28/21	\$ 1,668.30	\$ -	\$ 1,668.30	576	03/22/21	\$ 1,668.30	CGF	03/22/21	\$ 1,668.30	60.00%	\$ 1,000.98	40.00%	\$ 667.32	\$ 667.32	\$ 166.83	\$ 166.83	\$ 166.83	\$ 166.83		
14	Soft	FLING 01	CGF	Norris Design	TAH-DEV Graphics, Printing & A	01-64270	03/31/21	\$ 2,497.00	\$ -	\$ 2,497.00	621	05/25/21	\$ 2,497.00	CGF	05/25/21	\$ 2,497.00	60.00%	\$ 1,498.20	40.00%	\$ 998.80	\$ 998.80	\$ 249.70	\$ 249.70	\$ 249.70	\$ 249.70		
14	Soft	FLING 01	CGF	Norris Design	TAH-DEV Graphics, Printing & A	01-65145	04/30/21	\$ 2,505.00	\$ -	\$ 2,505.00	656	06/22/21	\$ 2,505.00	CGF	06/22/21	\$ 2,505.00	60.00%	\$ 1,503.00	40.00%	\$ 1,002.00	\$ 1,002.00	\$ 250.50	\$ 250.50	\$ 250.50	\$ 250.50		
14	Soft	FLING 01	CGF	Norris Design	TAH-DEV Graphics, Printing & A	01-65452	06/30/21	\$ 985.00	\$ -	\$ 985.00	698	07/23/21	\$ 985.00	CGF	07/23/21	\$ 985.00	60.00%	\$ 597.00	40.00%	\$ 378.00	\$ 378.00	\$ 98.50	\$ 98.50	\$ 98.50	\$ 98.50		
14	Soft	FLING 01	CGF	Norris Design	TAH-DEV Graphics, Printing & A	01-67021	07/31/21	\$ 1,770.00	\$ -	\$ 1,770.00	729	08/20/21	\$ 1,770.00	CGF	08/20/21	\$ 1,770.00	60.00%	\$ 1,065.00	40.00%	\$ 705.00	\$ 705.00	\$ 177.00	\$ 177.00	\$ 177.00	\$ 177.00		
14	Soft	FLING 01	CGF	Norris Design	TAH-DEV Graphics, Printing & A	01-67699	08/31/21	\$ 2,999.40	\$ -	\$ 2,999.40	759	09/27/21	\$ 2,999.40	CGF	09/27/21	\$ 2,999.40	60.00%	\$ 1,799.64	40.00%	\$ 1,199.76	\$ 1,199.76	\$ 299.94	\$ 299.94	\$ 299.94	\$ 299.94		
14	Soft	FLING 01	CGF	Norris Design	TAH-DEV Graphics, Printing & A	01-68319	09/30/21	\$ 885.95	\$ -	\$ 885.95	785	10/25/21	\$ 885.95	CGF	10/25/21	\$ 885.95	60.00%	\$ 531.57	40.00%	\$ 354.38	\$ 354.38	\$ 88.60	\$ 88.60	\$ 88.60	\$ 88.60		
14	Soft	FLING 01	CGF	Norris Design	TAH-DEV Graphics, Printing & A	01-68839	10/31/21	\$ 4,365.95	\$ -	\$ 4,365.95	814	11/22/21	\$ 4,365.95	CGF	11/22/21	\$ 4,365.95	60.00%	\$ 2,619.57	40.00%	\$ 1,746.38	\$ 1,746.38	\$ 436.60	\$ 436.60	\$ 436.60	\$ 436.60		
14	Soft	FLING 01	CGF	Norris Design	TAH-DEV Graphics, Printing & A	01-59801	07/31/20	\$ 3,873.00	\$ -	\$ 3,873.00	414	08/19/20	\$ 3,873.00	CGF	08/19/20	\$ 3,873.00	60.00%	\$ 2,323.80	40.00%	\$ 1,549.20	\$ 1,549.20	\$ 387.30	\$ 387.30	\$ 387.30	\$ 387.30		
14	Soft	FLING 01	CGF	Norris Design	TAH-DEV Graphics, Printing & A	01-65793	05/31/21	\$ 1,715.00	\$ -	\$ 1,715.00	1068	06/22/21	\$ 1,715.00	CGF	06/22/21	\$ 1,715.00	60.00%	\$ 1,029.00	40.00%	\$ 686.00	\$ 686.00	\$ 171.50	\$ 171.50	\$ 171.50	\$ 171.50		
14	Soft	FLING 01	CGF	Norris Design	TAH-DEV Graphics, Printing & A	01-70687	03/31/22	\$ 490.00	\$ -	\$ 490.00	698	02/25/22	\$ 490.00	CGF	02/25/22	\$ 490.00	100.00%	\$ 490.00	0.00%	\$ -	\$ -	\$ -	\$ -	\$ -	\$ -	\$ -	\$ -
14	Soft	FLING 01	CGF	Norris Design	TAH-DEV Graphics, Printing & A	01-60310	08/31/20	\$ 5,458.28	\$ -	\$ 5,458.28	941	09/24/20	\$ 5,458.28	CGF	09/24/20	\$ 5,458.28	100.00%	\$ 5,458.28	0.00%	\$ -	\$ -	\$ -	\$ -	\$ -	\$ -	\$ -	\$ -
14	Hard	FLING 01	CGF	Widom Rides of America	Carousel Deposit	25-Mar-21	03/25/21	\$ 157,000.00	\$ -	\$ 157,000.00	Wire Transfer	03/26/21	\$ 157,000.00	CGF	03/26/21	\$ 157,000.00	100.00%	\$ 157,000.00	0.00%	\$ -	\$ -	\$ -	\$ -	\$ -	\$ -	\$ -	\$ 157,000.00
14	Hard	FLING 02	RAH	AG Wassenaar	222509 Aurora Highlands Filing	352738	06/30/22	\$ 6,680.00	\$ -	\$ 6,680.00	ACH47603	07/22/22	\$ 6,680.00	RAH	07/25/22	\$ 6,680.00	51.18%	\$ 3,418.99	48.82%	\$ 3,261.01	\$ 3,261.01	\$ 815.25	\$ 815.25	\$ 815.25	\$ 815.25		
14	Hard	FLING 02	RAH	AG Wassenaar	222509 Aurora Highlands Filing	352739	06/30/22	\$ 20,555.00	\$ -	\$ 20,555.00	ACH47603	07/22/22	\$ 20,555.00	RAH	07/25/22	\$ 20,555.00	51.18%	\$ 10,520.55	48.82%	\$ 10,034.45	\$ 10,034.45	\$ 2,508.61	\$ 2,508.61	\$ 2,508.61	\$ 2,508.61		
14	Hard	FLING 02	RAH	AG Wassenaar	223197MAS 223198-223384 TA	353600	07/18/22	\$ 3,780.00	\$ -	\$ 3,780.00	ACH48554	08/05/22	\$ 3,780.00	RAH	08/08/22	\$ 3,780.00	51.18%	\$ 1,934.70	48.82%	\$ 1,845.30	\$ 1,845.30	\$ 461.33	\$ 461.33	\$ 461.33	\$ 461.33		
14	Soft	FLING 02	RAH	Aztec Consultants	21420-55 TAH Filing No. 14 - 14	134239	08/04/22	\$ 9,500.00	\$ -	\$ 9,500.00	ACH49433	08/19/22	\$ 9,500.00	RAH	08/22/22	\$ 9,500.00	51.18%	\$ 4,862.33	48.82%	\$ 4,637.67	\$ 4,637.67	\$ 1,159.42	\$ 1,159.42	\$ 1,159.42	\$ 1,159.42		
14	Soft	FLING 02	RAH	Aztec Consultants	21422-21 TAH Richmond Phase	133362	09/09/22	\$ 7,950.00	\$ -	\$ 7,950.00	ACH49611	09/30/22	\$ 7,950.00	RAH	07/05/22	\$ 7,950.00	51.18%	\$ 4,069.00	48.82%	\$ 3,881.00	\$ 3,881.00	\$ 970.25	\$ 970.25	\$ 970.25	\$ 970.25		
14	Soft	FLING 02	RAH	Aztec Consultants	21422-21 TAH Richmond Phase	133363	09/09/22	\$ 7,950.00	\$ -	\$ 7,950.00	ACH49611	09/30/22	\$ 7,950.00	RAH	07/05/22	\$ 7,950.00	51.18%	\$ 4,069.00	48.82%	\$ 3,881.00	\$ 3,881.00	\$ 970.25	\$ 970.25	\$ 970.25	\$ 970.25		
14	Soft	FLING 04	Pulte	Aztec Consultants	164721-02 Aurora Highlands Filing	MULTIPLE	MULTIPLE	\$ 181.64	\$ -	\$ 181.64	Vendor Stmt	Multiple	\$ 1,787.97	Pulte	Multiple	\$ 1,787.97	100.00%	\$ 1,787.97	0.00%	\$ -	\$ -	\$ 181.64	\$ 181.64	\$ 64.74	\$ 64.74	\$ 52.22	\$ 203.58
14	Hard	FLING 04	Pulte	Brightview Landscape Develop	TAH Landscaping Filing Nos 4, 5	MULTIPLE	MULTIPLE	\$ 4,207.98	\$ -	\$ 4,207.98	Vendor Stmt	Multiple	\$ 37,865.68	Pulte	NA	\$ -	#DIV/0!	\$ -	#DIV/0!	\$ -	\$ -	\$ -	\$ -	\$ -	\$ -	\$ -	\$ -
14	Soft	FLING 04	Pulte	Contour Services	TAH Filing 4	MULTIPLE	MULTIPLE	\$ 8,250.00	\$ -	\$ 8,250.00	Vendor Stmt	Multiple	\$ 46,299.00	Pulte	Multiple	\$ 46,299.00	46.99%	\$ 3,876.91	53.01%	\$ 4,373.09	\$ 11,661.58	\$ 2,915.39	\$ 2,915.39	\$ 2,915.39	\$ 2,915.39		
14	Hard	FLING 04	Pulte	Pro Systems	TAH Filing Nos. 4, 5, and 8 - Str	MULTIPLE	MULTIPLE	\$ -	\$ -	\$ -	Vendor Stmt	Multiple	\$ -	Pulte	NA	\$ -	0.00%	\$ -	100.00%	\$ -	\$ -	\$ -	\$ -	\$ -	\$ -	\$ -	
14	Soft	FLING 05	Pulte	Aztec Consultants	164721-02 Aurora Highlands Filing	MULTIPLE	MULTIPLE	\$ 681.75	\$ -	\$ 681.75	Vendor Stmt	Multiple	\$ 6,710.96	Pulte	Multiple	\$ 6,710.96	0.00%	\$ -	100.00%	\$ 681.75	\$ 2,104.35	\$ 901.25	\$ 243.00	\$ 195.98	\$ 764.11		
14	Hard	FLING 05	Pulte	Brightview Landscape Develop	TAH Landscaping Filing Nos 4, 5	MULTIPLE	MULTIPLE	\$ 113,535.28	\$ -	\$ 113,535.28	Vendor Stmt	Multiple	\$ 31,816.72	Pulte	Multiple	\$ 31,816.72	0.00%	\$ -	100.00%	\$ 102,181.75	\$ 31,816.72	\$ 15,908.36	\$ -	\$ -	\$ -		
14	Soft	FLING 05	Pulte	Contour Services	TAH Filing 5	MULTIPLE	MULTIPLE	\$ 5,000.00	\$ -	\$ 5,000.00	Vendor Stmt	Multiple	\$ 6,000.00	Pulte	Multiple	\$ 6,000.00	0.00%	\$ -	100.00%	\$ 5,000.00	\$ -	\$ -	\$ -	\$ -	\$ -		
14	Hard	FLING 05	Pulte	Pro Systems	TAH Filing Nos. 4, 5, and 8 - Str	MULTIPLE	MULTIPLE	\$ (119,336.25)	\$ (11,933.63)	\$ (107,402.63)	Vendor Stmt	Multiple	\$ -	Pulte	See Tab	\$ (107,402.63)	0.00%	\$ -	100.00%	\$ (107,402.63)	\$ (135,451.25)	\$ (135,451.25)	\$ -	\$ -	\$ -	\$ -	
14	Hard	FLING 05	Pulte	Three Sons Construction	TAH: Filing 4, 5, 8, 13 Paving	MULTIPLE	MULTIPLE	\$ 18,762.50	\$ -	\$ 18,762.50	Vendor Stmt	Multiple	\$ 16,886.25	Pulte	Multiple	\$ 16,886.25	0.00%	\$ -	100.00%	\$ 16,886.25	\$ 16,886.25	\$ 16,886.25	\$ -	\$ -	\$ -	\$ -	
14	Hard	FLING 05	Pulte	Three Sons Construction	TAH: Filing 4, 5, 8, 13 Paving	MULTIPLE	MULTIPLE	\$ 60,245.44	\$ 6,024.54	\$ 54,220.90	Vendor Stmt	Multiple	\$ 54,220.90	Pulte	Multiple	\$ 54,220.90	0.00%	\$ -	100.00%	\$ 54,220.90	\$ 54,220.90	\$ 54,220.90	\$ -	\$ -	\$ -	\$ -	
14	Soft	FLING 07	CGF	Aztec Consultants	136622-01 TAH Subdivision Filing	132114	06/23/22	\$ 10,601.13	\$ -	\$ 10,601.13	1172	07/25/22	\$ 10,601.13	CGF	07/25/22	\$ 10,601.13	61.19%	\$ 6,486.83	38.81%	\$ 4,114.30	\$ 4,114.30	\$ 1,028.57	\$ 1,028.57	\$ 1,028.57	\$ 1,028.57		
14	Soft	FLING 07	CGF	Aztec Consultants	136622-01 TAH Subdivision Filing	136245	09/15/22	\$ 850.00	\$ -	\$ 850.00	1200	10/25/22	\$ 850.00	CGF	10/25/22	\$ 850.00	61.19%	\$ 520.12	38.81%	\$ 329.89	\$ 329.89	\$ 82.47	\$ 82.47	\$ 82.47	\$ 82.47		
14	Soft	FLING 07	CGF	Age Civil Engineering	Phase 1 OX Design - Filing 07/19	5653	03/14/22	\$ 15,855.00	\$ -	\$ 15,855.00	1151	04/25/22	\$ 15,855.00	CGF	04/25/22	\$ 15,855.00	34.00%	\$ 5,390.70	66.00%	\$ 10,464.30	\$ 10,464.30	\$ 2,616.08	\$ 2,616.08	\$ 2,616.08	\$ 2,616.08		
14	Soft	FLING 07	CGF	Age Civil Engineering	Phase 1 OX Design - Filing 07/19	5722	03/18/22	\$ 6,335.00	\$ -	\$ 6,335.00	1151	04/25/2															

SUMMARY OF COSTS REVIEWED

VER NO	TYPE	FLING	SOURCE	VENDOR	DESCRIPTION	INV NO	INV DATE	INV AMT	RET/OCIP/DISC	FINAL INV AMT	CHK NO	PMT DATE	PMT AMT	PAYOR	DATE CLEARED	VER PMT AMT	% PRI	PRI AMT	% PUB	PUB AMT	CUR VER PUB AMT	STREETS	WATER	SANITATION	PARKS & REC		
15	Hard	FLING 16	TriPointe	Concrete, Curb and Paving	Paving - Filing 16	MULTIPLE	MULTIPLE	\$ 211,660.61	\$ 10,583.03	\$ 201,077.58	Multiple	Multiple	\$ 201,077.58	TP	Multiple	\$ 201,077.58	0.00%	\$ -	100.00%	\$ 201,077.58	\$ 201,077.58	\$ 201,077.58	\$ -	\$ -	\$ -	\$ -	
15	Hard	FLING 16	TriPointe	GRC Consulting	M-F Street Sweeping	12663	12/08/22	\$ 345.00	\$ -	\$ 345.00	6269055	12/28/22	\$ 345.00	TP	12/28/22	\$ 345.00	57.04%	\$ 196.80	42.96%	\$ 148.20	\$ 148.20	\$ 37.05	\$ 37.05	\$ 37.05	\$ 37.05	\$ -	\$ -
15	Hard	FLING 16	TriPointe	Kelley Trucking	DIV SECTION 30 Bump Grading	MULTIPLE	MULTIPLE	\$ 230,638.45	\$ 11,983.72	\$ 222,654.73	Multiple	Multiple	\$ 222,654.73	TP	Multiple	\$ 222,654.73	63.34%	\$ 144,203.42	36.66%	\$ 83,449.32	\$ 83,449.32	\$ 20,862.33	\$ 20,862.33	\$ 20,862.33	\$ 20,862.33	\$ -	\$ -
15	Soft	FLING 16	TriPointe	Kimley Horn	Dry Utility Consulting	2293712	10/17/22	\$ 6,070.00	\$ -	\$ 6,070.00	6201288	11/30/22	\$ 6,070.00	TP	11/30/22	\$ 6,070.00	60.70%	\$ 3,670.00	0.00%	\$ -	\$ -	\$ -	\$ -	\$ -	\$ -	\$ -	\$ -
15	Hard	FLING 16	TriPointe	Nelson Pipeline	Infrastructure - Filing 16	Pay App 13	09/28/22	\$ 430,895.00	\$ 21,544.75	\$ 409,350.25	44874	01/00/00	\$ 409,350.25	TP	Multiple	\$ 409,350.25	0.00%	\$ -	100.00%	\$ 409,350.25	\$ 409,350.25	\$ 142,978.56	\$ 88,790.56	\$ 88,790.56	\$ 88,790.56	\$ -	\$ -
15	Hard	FLING 16	TriPointe	New West Paving	Paving - Filing 16	MULTIPLE	MULTIPLE	\$ 446,858.50	\$ -	\$ 446,858.50	Multiple	Multiple	\$ 446,858.50	TP	Multiple	\$ 446,858.50	0.00%	\$ -	100.00%	\$ 446,858.50	\$ 446,858.50	\$ 446,858.50	\$ -	\$ -	\$ -	\$ -	
15	Soft	FLING 16	TriPointe	Norris Design	0455-01-2562 Plat and CSP	01-76985	10/31/22	\$ 12,663.50	\$ -	\$ 12,663.50	6201288	11/30/22	\$ 12,663.50	TP	11/30/22	\$ 12,663.50	0.00%	\$ -	100.00%	\$ 12,663.50	\$ 12,663.50	\$ 6,331.75	\$ -	\$ -	\$ -	\$ -	\$ -
15	Soft	FLING 16	TriPointe	TraceAir	Drone Flights Over Site	5582	10/31/22	\$ 3,200.00	\$ -	\$ 3,200.00	6256520	12/20/20	\$ 3,200.00	TP	12/20/22	\$ 3,200.00	61.19%	\$ 1,958.19	38.81%	\$ 1,241.81	\$ 1,241.81	\$ 623.17	\$ -	\$ -	\$ -	\$ -	\$ -
15	Soft	FLING 16	TriPointe	TraceAir	Drone Flights Over Site	5908	11/30/22	\$ 2,400.00	\$ -	\$ 2,400.00	6238619	12/13/22	\$ 2,400.00	TP	12/13/22	\$ 2,400.00	61.19%	\$ 1,468.64	38.81%	\$ 931.36	\$ 931.36	\$ 931.36	\$ -	\$ -	\$ -	\$ -	\$ -
15	Hard	FLING 17	CENTURY	City Thompson	Aurora Highlands Paving	MULTIPLE	MULTIPLE	\$ 1,743.00	\$ -	\$ 1,743.00	Multiple	Multiple	\$ 1,743.00	CENTURY	09/28/22	\$ 1,743.00	17.19%	\$ 1,065.38	36.83%	\$ 645.62	\$ 645.62	\$ 168.91	\$ -	\$ -	\$ -	\$ -	\$ -
15	Soft	FLING 16	RAH	Aztec Consultants	21422-01 TAH Filing No. 14	MULTIPLE	MULTIPLE	\$ 34,800.00	\$ -	\$ 34,800.00	Multiple	Multiple	\$ 34,800.00	RAH	Multiple	\$ 34,800.00	58.54%	\$ 20,372.30	41.46%	\$ 14,427.70	\$ 14,427.70	\$ 3,347.81	\$ -	\$ -	\$ -	\$ -	\$ -
15	Hard	FLING 02	RAH	ProSystems	Aurora Highlands - Street Light	Pay App 4	07/18/22	\$ 118,616.00	\$ (35,866.00)	\$ 154,482.00	35866	01/00/00	\$ 35,866.00	RAH	01/00/00	\$ 35,866.00	0.00%	\$ -	100.00%	\$ 154,482.00	\$ 154,482.00	\$ 35,866.00	\$ -	\$ -	\$ -	\$ -	\$ -
16	Hard	FLING 04	Pulte	Martin Marietta	TAH: Filing 4, 5, 8, 13 Paving	Pay App 8	11/15/22	\$ -	\$ (18,270.59)	\$ 18,270.59	Vendor Stmt	Multiple	\$ 18,270.59	Pulte	Multiple	\$ 18,270.59	0.00%	\$ -	100.00%	\$ 18,270.59	\$ 18,270.59	\$ 8,617.86	\$ -	\$ -	\$ -	\$ -	\$ -
16	Soft	FLING 05	Pulte	Aztec Consultants	164721-02 Aurora Highlands Filing	MULTIPLE	MULTIPLE	\$ 361.08	\$ -	\$ 361.08	Vendor Stmt	Multiple	\$ 43.84	Pulte	Multiple	\$ 43.84	63.40%	\$ 22.92	36.60%	\$ 132.16	\$ 43.84	\$ 43.84	\$ -	\$ -	\$ -	\$ -	\$ -
16	Soft	FLING 05	Pulte	Aztec Consultants	164721-02 Aurora Highlands Filing	MULTIPLE	MULTIPLE	\$ 1,355.28	\$ -	\$ 1,355.28	Vendor Stmt	Multiple	\$ 164.56	Pulte	Multiple	\$ 164.56	63.40%	\$ 85.23	36.60%	\$ 496.05	\$ 164.56	\$ 164.56	\$ -	\$ -	\$ -	\$ -	\$ -
16	Hard	FLING 05	Pulte	Martin Marietta	TAH: Filing 4, 5, 8, 13 Paving	Pay App 8	11/15/22	\$ 0.00	\$ (39,292.50)	\$ 39,292.50	Vendor Stmt	Multiple	\$ 39,292.50	Pulte	Multiple	\$ 39,292.50	0.00%	\$ -	100.00%	\$ 39,292.50	\$ 39,292.50	\$ 16,302.06	\$ -	\$ -	\$ -	\$ -	\$ -
16	Hard	FLING 05	Pulte	Stormwater Risk Management	Stormwater Risk Management	MULTIPLE	MULTIPLE	\$ 9,300.00	\$ 935.00	\$ 8,365.00	Vendor Stmt	Multiple	\$ 5,130.00	Pulte	Vendor Stmt	\$ 5,130.00	45.57%	\$ 3,835.07	54.43%	\$ 4,579.93	\$ 2,792.04	\$ 698.01	\$ -	\$ -	\$ -	\$ -	\$ -
16	Soft	FLING 08	Pulte	Aztec Consultants	164721-02 Aurora Highlands Filing	MULTIPLE	MULTIPLE	\$ 3,285.26	\$ -	\$ 3,285.26	Vendor Stmt	Multiple	\$ 398.90	Pulte	Multiple	\$ 398.90	63.40%	\$ 2,082.81	36.60%	\$ 1,202.46	\$ 398.90	\$ 398.90	\$ -	\$ -	\$ -	\$ -	\$ -
16	Hard	FLING 08	Pulte	Brightview Landscape Develop	TAH Landscaping Filing Nos 4, 5, 8, 13	MULTIPLE	MULTIPLE	\$ 298.50	\$ 29.85	\$ 268.65	Vendor Stmt	Multiple	\$ 591.03	Pulte	Multiple	\$ 591.03	0.00%	\$ -	100.00%	\$ 268.65	\$ 591.03	\$ 295.51	\$ -	\$ -	\$ -	\$ -	\$ -
16	Hard	FLING 08	Pulte	Brightview Landscape Develop	TAH Landscaping Filing Nos 4, 5, 8, 13	MULTIPLE	MULTIPLE	\$ 696.50	\$ 69.65	\$ 626.85	Vendor Stmt	Multiple	\$ 2,977.47	Pulte	Multiple	\$ 2,977.47	0.00%	\$ -	100.00%	\$ 626.85	\$ 2,977.47	\$ 1,488.73	\$ -	\$ -	\$ -	\$ -	\$ -
16	Hard	FLING 08	Pulte	Martin Marietta	TAH: Filing 4, 5, 8, 13 Paving	Pay App 8	11/15/22	\$ -	\$ (100,782.12)	\$ 100,782.12	Vendor Stmt	Multiple	\$ 100,782.12	Pulte	Multiple	\$ 100,782.12	0.00%	\$ -	100.00%	\$ 100,782.12	\$ 439.56	\$ 439.56	\$ -	\$ -	\$ -	\$ -	\$ -
16	Hard	FLING 08	Pulte	Stormwater Risk Management	Stormwater Risk Management	MULTIPLE	MULTIPLE	\$ 528.00	\$ 52.80	\$ 475.20	Vendor Stmt	Multiple	\$ -	Pulte	NA	\$ -	59.78%	\$ 284.10	40.22%	\$ 191.10	\$ -	\$ -	\$ -	\$ -	\$ -	\$ -	\$ -
16	Soft	FLING 10	Bridgewater	Aztec Consultants	171521-01 Aurora Highlands Filing	106-197	01/20/23	\$ 5,620.53	\$ -	\$ 5,620.53	Multiple	Multiple	\$ 3,380.70	BWH	Multiple	\$ 3,380.70	100.00%	\$ 5,620.53	0.00%	\$ -	\$ 2,106.30	\$ 526.57	\$ -	\$ -	\$ -	\$ -	\$ -
16	Soft	FLING 10	Bridgewater	Contour Services	TAH Filing 10	1106-29	01/22/23	\$ 21,280.00	\$ -	\$ 21,280.00	Multiple	Multiple	\$ 30,400.00	BWH	01/22/23	\$ 30,400.00	46.33%	\$ 9,858.27	53.67%	\$ 11,421.73	\$ 16,316.76	\$ 4,079.19	\$ -	\$ -	\$ -	\$ -	\$ -
16	Soft	FLING 10	Bridgewater	City Thompson	Infrastructure	MULTIPLE	MULTIPLE	\$ 6,906.10	\$ (34,711.32)	\$ 41,617.42	Vendor Statement	Multiple	\$ 21,446.10	BWH	10/28/22	\$ 21,446.10	41.51%	\$ 1,731.24	58.49%	\$ 2,146.86	\$ 21,446.10	\$ 5,522.60	\$ 24,998.19	\$ 3,525.00	\$ -	\$ -	
16	Soft	FLING 13	RAH	Aztec Consultants	164721-02 Aurora Highlands Filing	MULTIPLE	MULTIPLE	\$ 186.88	\$ -	\$ 186.88	Vendor Stmt	Multiple	\$ 22.69	RAH	Multiple	\$ 22.69	63.40%	\$ 11.48	36.60%	\$ 68.40	\$ -	\$ -	\$ -	\$ -	\$ -	\$ -	\$ -
16	Hard	FLING 14	RAH	AG Wassenaar	223197MAS 223198-223384 TA	354037	07/30/22	\$ 8,820.00	\$ -	\$ 8,820.00	50207	10/25/22	\$ 8,820.00	RAH	10/25/22	\$ 8,820.00	100.00%	\$ 8,820.00	0.00%	\$ -	\$ -	\$ -	\$ -	\$ -	\$ -	\$ -	
16	Hard	FLING 14	RAH	AG Wassenaar	223197MAS 223198-223384 TA	354688	08/09/22	\$ 11,340.00	\$ -	\$ 11,340.00	50207	10/25/22	\$ 11,340.00	RAH	10/25/22	\$ 11,340.00	100.00%	\$ 11,340.00	0.00%	\$ -	\$ -	\$ -	\$ -	\$ -	\$ -	\$ -	
16	Hard	FLING 14	RAH	AG Wassenaar	222509 Aurora Highlands Filing	351707	09/30/22	\$ 4,615.00	\$ -	\$ 4,615.00	51481	09/19/22	\$ 4,615.00	RAH	09/19/22	\$ 4,615.00	58.54%	\$ 2,701.61	41.46%	\$ 1,913.33	\$ 1,913.33	\$ 478.33	\$ -	\$ -	\$ -	\$ -	\$ -
16	Hard	FLING 14	RAH	AG Wassenaar	222509 Aurora Highlands Filing	351708	09/30/22	\$ 15,305.00	\$ -	\$ 15,305.00	51481	09/19/22	\$ 15,305.00	RAH	09/19/22	\$ 15,305.00	58.54%	\$ 8,959.71	41.46%	\$ 6,345.29	\$ 6,345.29	\$ 1,586.32	\$ 1,586.32	\$ 1,586.32	\$ -	\$ -	\$ -
16	Hard	FLING 14	RAH	AG Wassenaar	222509 Aurora Highlands Filing	358172	10/27/22	\$ 16,090.00	\$ -	\$ 16,090.00	54520	10/28/22	\$ 16,090.00	RAH	10/28/22	\$ 16,090.00	58.54%	\$ 9,419.26	41.46%	\$ 6,670.74	\$ 6,670.74	\$ 1,667.68	\$ 1,667.68	\$ 1,667.68	\$ -	\$ -	
16	Hard	FLING 14	RAH	AG Wassenaar	222509 Aurora Highlands Filing	358173	10/27/22	\$ 16,090.00	\$ -	\$ 16,090.00	54520	10/28/22	\$ 16,090.00	RAH	10/28/22	\$ 16,090.00	58.54%	\$ 9,419.26	41.46%	\$ 6,670.74	\$ 6,670.74	\$ 1,667.68	\$ 1,667.68	\$ 1,667.68	\$ -	\$ -	
16	Hard	FLING 14	RAH	AG Wassenaar	222509 Aurora Highlands Filing	358020	10/25/22	\$ 9,450.00	\$ -	\$ 9,450.00	54520	10/28/22	\$ 9,450.00	RAH	10/28/22	\$ 9,450.00	0.00%	\$ -	100.00%	\$ 9,450.00	\$ 9,450.00	\$ 4,500.00	\$ -	\$ -	\$ -	\$ -	\$ -
16	Hard	FLING 14	RAH	Alpine Civil Construction	Aurora Highlands CSP-3	MULTIPLE	MULTIPLE	\$ 502,266.72	\$ 50,226.67	\$ 452,040.05	Multiple	Multiple	\$ 452,040.05	RAH	Multiple	\$ 452,040.05	23.90%	\$ 108,056.93	76.10%	\$ 343,983.12	\$ 343,983.12	\$ 343,983.12	\$ -	\$ -	\$ -	\$ -	\$ -
16	Soft	FLING 14	RAH	Aztec Consultants	21422-52 Aurora Highlands Filing	MULTIPLE	MULTIPLE	\$ 44,276.06	\$ -	\$ 44,276.06	Multiple	Multiple	\$ 30,855.99	RAH	Multiple	\$ 30,855.99	34.66%	\$ 15,259.30	65.34%	\$ 20,016.76	\$ 20,016.76	\$ 7,032.22	\$ 8,725.19	\$ 9,919.17	\$ 3,341.19	\$ -	
16	Hard	FLING 14	RAH	Bemas Construction	Aurora Highlands Filing 14 - CSP	MULTIPLE	MULTIPLE	\$ 2,071,085.00	\$ 161,399.63	\$ 1,909,685.37	Multiple	Multiple	\$ 1,909,685.36	RAH	Multiple	\$ 1,909,685.36	30.55%	\$ 1,156,266.55	39.45%	\$ 753,418.82	\$ 753,418.82	\$ 188,354.71	\$ 188,354.71	\$ 188,354.71	\$ 188,354.71	\$ 188,354.71	\$ 188,354.71
16	Soft	FLING 14	RAH	CDPHE	WQCD Permit for Filing 14	WC22112025	03/17/22	\$ 270.00	\$ -	\$ 270.00	1144679	03/17/22	\$ 270.00	RAH	04/07/22	\$ 270.00	58.54%	\$ 158.06	41.46%	\$ 111.94	\$ 111.94	\$ 27.98	\$ -	\$ -	\$ -	\$ -	\$ -
16	Hard	FLING 14	RAH	City of Aurora	Metal Fencing with Masonry CL	638451	03/16/21	\$ 564.00	\$ -	\$ 564.00	1129623	03/19/21	\$ 564.00	RAH	03/30/21	\$ 564.00	0.00%	\$ -	100.00%	\$ 564.00	\$ 564.00	\$ 27.00	\$ -	\$ -	\$ -	\$ -	\$ -
16	Hard	FLING 14	RAH	Nelson Pipeline	TAH Filing 14 Civil Plans Review	626391	03/17/21	\$ 6,930.00	\$ -	\$ 6,930.00	1129447	03/25/21	\$ 6,930.00	RAH	03/25/21	\$ 6,930.00	15.00%	\$ 1,034.95	45.00								

SUMMARY OF COSTS REVIEWED

VER NO	TYPE	FLING	SOURCE	VENDOR	DESCRIPTION	INV NO	INV DATE	INV AMT	RET/OCIP/DISC	FINAL INV AMT	CHK NO	PMT DATE	PMT AMT	PAYOR	DATE CLEARED	VER PMT AMT	% PRI	PRI AMT	% PUB	PUB AMT	CUR VER PUB AMT	STREETS	WATER	SANITATION	PARKS & REC	
17	Hard	FLING 10	Bridgewater	Nelson Pipeline	FLING 10 - Infrastructure	MULTIPLE	MULTIPLE	\$ -	\$ 85,530.97	\$ (85,530.97)	Multiple	Multiple	\$ 62,752.50	BWH	Multiple	\$ 62,752.50	4.94%	\$ (4,223.40)	95.06%	\$ (81,307.56)	\$ 61,628.10	\$ 6,621.74	\$ 47,457.05	\$ 5,031.58	\$ 2,517.74	
17	Hard	FLING 10	Bridgewater	ProSystems	Filing 10 Streetlights	MULTIPLE	MULTIPLE	\$ 56,962.20	\$ 2,848.11	\$ 54,114.09	31537	11/25/22	\$ 54,114.09	BWH	12/09/22	\$ 54,114.09	0.00%	\$ -	100.00%	\$ 54,114.09	\$ 54,114.09	\$ 54,114.09	\$ -	\$ -	\$ -	\$ -
17	Hard	FLING 10	Bridgewater	Rocky Mountain Group	Construction Materials Compa	182538-3	11/21/21	\$ 20,030.00	\$ -	\$ 20,030.00	CC	12/07/21	\$ 20,030.00	BWH	12/07/21	\$ 20,030.00	15.00%	\$ 3,004.50	85.00%	\$ 17,025.50	\$ 17,025.50	\$ 4,256.38	\$ -	\$ -	\$ 4,256.38	\$ -
17	Hard	FLING 10	Bridgewater	Rocky Mountain Group	Construction Materials Compa	182538-4	11/20/21	\$ 16,665.63	\$ -	\$ 16,665.63	CC	12/27/21	\$ 16,665.63	BWH	12/27/21	\$ 16,665.63	15.00%	\$ 2,499.84	85.00%	\$ 14,165.79	\$ 14,165.79	\$ 3,541.45	\$ -	\$ -	\$ 3,541.45	\$ -
17	Hard	FLING 10	Bridgewater	Rocky Mountain Group	Construction Materials Compa	182538-5	11/21/21	\$ 8,817.50	\$ -	\$ 8,817.50	CC	01/20/22	\$ 8,817.50	BWH	01/20/22	\$ 8,817.50	15.00%	\$ 1,322.63	85.00%	\$ 7,494.88	\$ 7,494.88	\$ 1,873.72	\$ -	\$ -	\$ 1,873.72	\$ -
17	Hard	FLING 10	Bridgewater	Signage and Striping	Signage and Striping - Aurora H	4262	11/21/22	\$ 9,680.00	\$ -	\$ 9,680.00	31805	01/25/23	\$ 9,680.00	BWH	01/25/23	\$ 9,680.00	0.00%	\$ -	100.00%	\$ 9,680.00	\$ 9,680.00	\$ 9,680.00	\$ -	\$ -	\$ -	\$ -
17	Hard	FLING 10	Bridgewater	SRM	FLING 10 - Erosion Control	MULTIPLE	MULTIPLE	\$ 11,245.60	\$ 1,124.56	\$ 10,121.04	Multiple	Multiple	\$ 6,687.90	BWH	02/20/23	\$ 6,687.90	46.33%	\$ 4,688.72	53.67%	\$ 5,432.32	\$ 9,315.03	\$ 2,328.76	\$ 2,328.76	\$ 2,328.76	\$ -	\$ -
17	Hard	FLING 15	TM	AG Wassenaar	22000MAS TAH F15 Foundatio	INV00303	01/25/23	\$ 1,635.00	\$ -	\$ 1,635.00	ET053649	02/06/23	\$ 1,635.00	TM	02/06/23	\$ 1,635.00	100.00%	\$ 1,635.00	0.00%	\$ -	\$ -	\$ -	\$ -	\$ -	\$ -	\$ -
17	Hard	FLING 15	TM	AG Wassenaar	206125F - Aurora Highlands PA	INV001228	11/20/22	\$ 38,080.00	\$ -	\$ 38,080.00	ET053344	01/16/23	\$ 38,080.00	TM	01/16/23	\$ 38,080.00	57.04%	\$ 21,722.20	42.96%	\$ 16,357.80	\$ 16,357.80	\$ 16,357.80	\$ -	\$ -	\$ -	\$ -
17	Soft	FLING 15	TM	Aztec Consultants	33821-03 Aurora Highlands Fil	MULTIPLE	MULTIPLE	\$ 6,093.33	\$ -	\$ 6,093.33	Multiple	Multiple	\$ 48,275.81	Multiple	Multiple	\$ 48,275.81	28.80%	\$ 17,540.79	71.30%	\$ 49,372.52	\$ 37,874.02	\$ 2,958.28	\$ 8,928.94	\$ 5,647.68	\$ 343.66	
17	Hard	FLING 15	TM	Blue Tec	Concrete Washout/Refresh	21498	12/17/22	\$ 6,490.00	\$ -	\$ 6,490.00	43522	01/15/23	\$ 6,490.00	TM	01/15/23	\$ 6,490.00	57.04%	\$ 3,702.13	42.96%	\$ 2,787.87	\$ 2,787.87	\$ 696.97	\$ -	\$ -	\$ 696.97	\$ -
17	Hard	FLING 15	TM	Blue Tec	General Erosion Control	21458	12/19/22	\$ 5,957.26	\$ -	\$ 5,957.26	43522	01/16/23	\$ 5,957.26	TM	01/16/23	\$ 5,957.26	57.04%	\$ 3,398.23	42.96%	\$ 2,559.03	\$ 2,559.03	\$ 639.76	\$ 639.76	\$ 639.76	\$ -	\$ -
17	Hard	FLING 15	TM	Blue Tec	General Erosion Control	21476	12/20/22	\$ 8,684.23	\$ -	\$ 8,684.23	43522	01/16/23	\$ 8,684.23	TM	01/16/23	\$ 8,684.23	57.04%	\$ 4,953.80	42.96%	\$ 3,730.43	\$ 3,730.43	\$ 932.61	\$ 932.61	\$ 932.61	\$ -	\$ -
17	Hard	FLING 15	TM	Blue Tec	General Erosion Control	21502	12/21/22	\$ 350.00	\$ -	\$ 350.00	43522	01/16/23	\$ 350.00	TM	01/16/23	\$ 350.00	57.04%	\$ 199.65	42.96%	\$ 150.35	\$ 150.35	\$ 37.59	\$ 37.59	\$ 37.59	\$ -	\$ -
17	Hard	FLING 15	TM	Blue Tec	General Erosion Control	21550	12/28/22	\$ 3,035.61	\$ -	\$ 3,035.61	43522	01/16/23	\$ 3,035.61	TM	01/16/23	\$ 3,035.61	57.04%	\$ 1,731.62	42.96%	\$ 1,303.99	\$ 1,303.99	\$ 326.00	\$ 326.00	\$ 326.00	\$ -	\$ -
17	Soft	FLING 15	TM	Enertia Consulting Group	Addendum 1 - PA 52.2/Filing 1	MULTIPLE	MULTIPLE	\$ 10,777.00	\$ -	\$ 10,777.00	Multiple	Multiple	\$ 10,777.00	TM	01/00/00	\$ 10,777.00	57.04%	\$ 6,147.59	42.96%	\$ 4,629.41	\$ 4,629.41	\$ 1,157.35	\$ 1,157.35	\$ 1,157.35	\$ -	\$ -
17	Soft	FLING 15	TM	Norris Design	TAH Filing 15 Site Plan and Plat	MULTIPLE	MULTIPLE	\$ 2,209.25	\$ -	\$ 2,209.25	Multiple	Multiple	\$ 2,209.25	TM	MULTIPLE	\$ 2,209.25	0.00%	\$ -	0.00%	\$ 2,209.25	\$ 2,209.25	\$ 246.68	\$ 246.68	\$ 246.68	\$ -	\$ -
17	Soft	FLING 15	TM	Norris Design	The Aurora Highlands Filing 15	MULTIPLE	MULTIPLE	\$ 6,302.45	\$ -	\$ 6,302.45	Multiple	Multiple	\$ 6,302.45	TM	MULTIPLE	\$ 6,302.45	0.00%	\$ -	100.00%	\$ 6,302.45	\$ 6,302.45	\$ 2,704.45	\$ 2,704.45	\$ 676.11	\$ 676.11	\$ 676.11
17	Soft	FLING 16	TriPointe	CMS Environmental Solutions	TAH Filing 16 Erosion Control	146366	02/01/23	\$ 625.00	\$ -	\$ 625.00	6395064	02/15/23	\$ 625.00	TP	02/15/23	\$ 625.00	63.34%	\$ 395.90	36.66%	\$ 229.10	\$ 229.10	\$ 57.28	\$ 57.28	\$ 57.28	\$ -	\$ -
17	Hard	FLING 16	TriPointe	Concrete, Curb and Paving	Paving - Filing 16	Multiple	Multiple	\$ 89,215.36	\$ 4,695.55	\$ 89,215.36	Multiple	Multiple	\$ 89,215.36	TP	Multiple	\$ 89,215.36	0.00%	\$ -	100.00%	\$ 89,215.36	\$ 89,215.36	\$ 89,215.36	\$ -	\$ -	\$ -	\$ -
17	Hard	FLING 16	TriPointe	GRC Consulting	M-F Street Sweeping	12975	02/13/23	\$ 345.00	\$ -	\$ 345.00	6408583	02/23/23	\$ 345.00	TP	02/23/23	\$ 345.00	57.04%	\$ 196.80	42.96%	\$ 148.20	\$ 148.20	\$ 37.05	\$ 37.05	\$ 37.05	\$ -	\$ -
17	Hard	FLING 16	TriPointe	MAC Electric and Lighting	TAH Filing 16 Phase 1 and 2 Str	20220527	03/27/23	\$ 85,401.76	\$ -	\$ 85,401.76	6371179	02/06/23	\$ 85,401.76	TP	02/06/23	\$ 85,401.76	0.00%	\$ -	100.00%	\$ 85,401.76	\$ 85,401.76	\$ 85,401.76	\$ -	\$ -	\$ -	\$ -
17	Soft	FLING 17	CENTURY	Aztec Consultants	65322-10 TAH Filing No. 17 (PA	MULTIPLE	MULTIPLE	\$ 22,365.71	\$ -	\$ 22,365.71	Multiple	Multiple	\$ 22,365.71	CENTURY	02/14/23	\$ 22,365.71	61.19%	\$ 13,686.33	38.81%	\$ 8,679.38	\$ 8,679.38	\$ 2,169.84	\$ 2,169.84	\$ 2,169.84	\$ -	\$ -
17	Soft	FLING 17	CENTURY	City of Aurora	Civil Plans Review	698680	11/18/22	\$ 33,807.25	\$ -	\$ 33,807.25	609828	02/06/23	\$ 33,807.25	CENTURY	02/14/23	\$ 33,807.25	32.86%	\$ 11,108.46	67.14%	\$ 22,698.79	\$ 22,698.79	\$ 5,674.70	\$ 5,674.70	\$ 5,674.70	\$ -	\$ -
17	Hard	FLING 17	CENTURY	CTL Thompson	Soils and Foundations Investig	651690	02/08/23	\$ 12,800.00	\$ -	\$ 12,800.00	610690	02/14/23	\$ 12,800.00	CENTURY	02/14/23	\$ 12,800.00	0.00%	\$ -	100.00%	\$ 12,800.00	\$ 12,800.00	\$ 2,853.43	\$ 2,853.43	\$ 2,853.43	\$ -	\$ -
18	Soft	FLING 04	Pulte	Contour Services	TAH Filing 8	MULTIPLE	MULTIPLE	\$ 3,437.50	\$ -	\$ 3,437.50	Multiple	Multiple	\$ 179,332.00	Pulte	Multiple	\$ 179,332.00	46.99%	\$ 1,615.38	53.01%	\$ 1,822.12	\$ 2,915.39	\$ 728.85	\$ 728.85	\$ 728.85	\$ -	\$ -
18	Hard	FLING 04	Pulte	Stormwater Risk Management	TAH: Filings 4, 5, 8, 13 - Erosio	Multiple	Multiple	\$ -	\$ -	\$ -	Vendor Stmt	Multiple	\$ -	Pulte	NA	\$ -	#DIV/0!	\$ (117.43)	#DIV/0!	\$ -	\$ -	\$ -	\$ -	\$ -	\$ -	\$ -
18	Soft	FLING 05	Pulte	Contour Services	TAH Filing 8	MULTIPLE	MULTIPLE	\$ 3,000.00	\$ -	\$ 3,000.00	Multiple	Multiple	\$ 77,559.00	Pulte	Multiple	\$ -	45.57%	\$ 1,367.23	54.43%	\$ 1,632.77	\$ 2,177.03	\$ 544.26	\$ 544.26	\$ 544.26	\$ -	\$ -
18	Hard	FLING 05	Pulte	Stormwater Risk Management	TAH: Filings 4, 5, 8, 13 - Erosio	Multiple	Multiple	\$ -	\$ -	\$ -	Vendor Stmt	Multiple	\$ 10,125.00	Pulte	Vendor Stmt	\$ 10,125.00	#DIV/0!	\$ (260.90)	#DIV/0!	\$ 2,600.00	\$ 5,510.61	\$ 1,377.65	\$ 1,377.65	\$ 1,377.65	\$ -	\$ -
18	Soft	FLING 08	Pulte	Contour Services	TAH F4, F5, F8, and F13	MULTIPLE	MULTIPLE	\$ 6,627.00	\$ -	\$ 6,627.00	Multiple	Multiple	\$ 6,627.00	Pulte	Multiple	\$ -	59.78%	\$ 3,961.91	40.22%	\$ 2,665.09	\$ 3,553.45	\$ 888.36	\$ 888.36	\$ 888.36	\$ -	\$ -
18	Hard	FLING 08	Pulte	Stormwater Risk Management	TAH: Filings 4, 5, 8, 13 - Erosio	Multiple	Multiple	\$ 10,088.25	\$ 1,008.83	\$ 9,079.42	Multiple	Multiple	\$ 781.20	Pulte	Vendor Stmt	\$ 781.20	59.78%	\$ 5,428.08	40.22%	\$ 3,651.35	\$ 3,114.16	\$ 784.54	\$ 784.54	\$ 784.54	\$ -	\$ -
18	Soft	FLING 10	Bridgewater	Contour Services	TAH Filing 10	MULTIPLE	MULTIPLE	\$ 9,130.00	\$ -	\$ 9,130.00	40951	01/16/23	\$ 9,130.00	BWH	Multiple	\$ 9,130.00	46.33%	\$ 4,224.97	53.67%	\$ 4,905.03	\$ 11,923.73	\$ 2,853.43	\$ 2,853.43	\$ 2,853.43	\$ -	\$ -
18	Hard	FLING 10	Bridgewater	SRM	FLING 10 - Erosion Control	MULTIPLE	MULTIPLE	\$ 26,458.20	\$ 2,645.82	\$ 23,812.38	Multiple	Multiple	\$ 3,176.00	BWH	Vendor Stmt	\$ 3,176.00	46.33%	\$ 1,031.43	53.67%	\$ 12,780.95	\$ 2,315.46	\$ 578.87	\$ 578.87	\$ 578.87	\$ -	\$ -
18	Soft	FLING 17	CENTURY	Aztec Consultants	65322-06 TAH Filing No. 21 (PA	MULTIPLE	MULTIPLE	\$ 6,400.00	\$ -	\$ 6,400.00	623710	03/23/23	\$ 6,400.00	CENTURY	03/23/23	\$ 6,400.00	61.19%	\$ 3,916.38	38.81%	\$ 2,483.62	\$ 2,483.62	\$ 620.91	\$ 620.91	\$ 620.91	\$ -	\$ -
18	Hard	FLING 17	CENTURY	CTL Thompson	Soils and Foundations Investig	656132	02/28/23	\$ 5,120.00	\$ -	\$ 5,120.00	6181635	03/09/23	\$ 5,120.00	CENTURY	03/14/23	\$ 5,120.00	100.00%	\$ 5,120.00	0.00%	\$ -	\$ -	\$ -	\$ -	\$ -	\$ -	\$ -
19	Hard	FLING 04	Pulte	Brightview Landscape Develop	TAH Landscaping Filing Nos. 4, 5	MULTIPLE	MULTIPLE	\$ 913.41	\$ 101.49	\$ 811.92	Multiple	Multiple	\$ 913.41	Pulte	Multiple	\$ 913.41	#DIV/0!	\$ -	#DIV/0!	\$ 913.41	\$ 913.41	\$ 456.71	\$ -	\$ -	\$ -	\$ -
19	Hard	FLING 04	Pulte	Stormwater Risk Management	TAH: Filings 4, 5, 8, 13 - Erosio	Multiple	Multiple	\$ -	\$ -	\$ -	Vendor Stmt	Multiple	\$ -	Pulte	AN	\$ -	#DIV/0!	\$ -	#DIV/0!	\$ -	\$ -	\$ -	\$ -	\$ -	\$ -	\$ -
19	Hard	FLING 05	Pulte	Brightview Landscape Develop	TAH Landscaping Filing Nos. 4, 5	MULTIPLE	MULTIPLE	\$ 3,761.10	\$ 376.11	\$ 3,384.99	Multiple	Multiple	\$ 5,672.79	Pulte	Multiple	\$ 5,672.79	0.00%	\$ -	100.00%	\$ 5,672.79	\$ 5,672.79	\$ 2,836.40	\$ -	\$ -	\$ -	\$ -
19	Hard	FLING 05	Pulte	Stormwater Risk Management	TAH: Filings 4, 5, 8, 13 - Erosio	Multiple	Multiple	\$ 3,980.00	\$ 442.38	\$ 3,537.62	Multiple	Multiple	\$ 3,980.00	Pulte	AN	\$ -	59.78%	\$ 2,379.70	40.22%	\$ 1,600.79	\$ 1,600.79	\$ 3,980.00	\$ 3,980.00	\$ 3,980.00	\$ -	\$ -
19	Hard	FLING 08	Pulte	Brightview Landscape Develop	TAH Landscaping Filing Nos. 4, 5	MULTIPLE	MULTIPLE	\$ 8,310.96	\$ 831.10	\$ 7,479.86	Multiple	Multiple	\$ 4,274.21	Pulte												

SUMMARY OF COSTS REVIEWED

VER NO	TYPE	FILING	SOURCE	VENDOR	DESCRIPTION	INV NO	INV DATE	INV AMT	RET/OCIP/DISC	FINAL INV AMT	CHK NO	PMT DATE	PMT AMT	PAYOR	DATE CLEARED	VER PMT AMT	% PRI	PRI AMT	% PUB	PUB AMT	CUR VER PUB AMT	STREETS	WATER	SANITATION	PARKS & REC		
20	Hard	FILING 04	Putte	Pro Systems	TAH Filing Nos. 4, 5, and 8 - Str	MULTIPLE	MULTIPLE	\$ -	\$ (5,591.00)	\$ 5,591.00	Vendor Stmt	MULTIPLE	\$ 5,591.00	Putte	10/26/22	\$ 5,591.00	0.00%	\$ -	100.00%	\$ 5,591.00	\$ 5,591.00	\$ 5,591.00	\$ -	\$ -	\$ -		
20	Soft	FILING 05	Putte	Aztec Consultants	164721-02 Aurora Highlands Fil	MULTIPLE	MULTIPLE	\$ 521.70	\$ -	\$ 521.70	Vendor Stmt	MULTIPLE	\$ 521.70	Putte	Multiple	\$ 5,519.84	69.96%	\$ 364.97	30.04%	\$ 156.72	\$ 496.05	\$ 153.40	\$ 94.63	\$ 94.63	\$ 153.40		
20	Hard	FILING 05	Putte	Brightview Landscape Develop	TAH Landscaping Filing Nos. 4, 5	MULTIPLE	MULTIPLE	\$ 1,393.00	\$ -	\$ 1,393.00	Vendor Stmt	MULTIPLE	\$ 1,393.00	Putte	Multiple	\$ 2,507.40	0.00%	\$ -	100.00%	\$ 1,393.00	\$ 2,507.40	\$ 1,283.70	\$ -	\$ -	\$ -	\$ 1,283.70	
20	Soft	FILING 05	Putte	Contour Services	TAH F4, F5, F6, and F13	MULTIPLE	MULTIPLE	\$ 4,636.67	\$ -	\$ 4,636.67	Vendor Stmt	MULTIPLE	\$ 4,636.67	Putte	Multiple	\$ 2,302.58	50.34%	\$ 2,302.58	50.34%	\$ 2,302.58	\$ 2,302.58	\$ 2,302.58	\$ -	\$ -	\$ -	\$ 2,302.58	
20	Hard	FILING 05	Putte	Martin Marietta	TAH: Filing 4, 5, 8, 13 Paving	NA	NA	\$ -	\$ -	\$ -	Vendor Stmt	MULTIPLE	\$ -	Putte	Multiple	\$ -	0.00%	\$ -	100.00%	\$ -	\$ 39,292.50	\$ 39,292.50	\$ -	\$ -	\$ -	\$ -	
20	Hard	FILING 05	Putte	Nelson Pipeline	TAH: Filing 4, 5, 8, 13 - Infrastr	MULTIPLE	MULTIPLE	\$ -	\$ (44.50)	\$ (44.50)	Vendor Stmt	MULTIPLE	\$ 157,179.10	Putte	Vendor Stmt	\$ (44.50)	100.00%	\$ (1,022.67)	100.00%	\$ 978.17	\$ 978.17	\$ 665.42	\$ -	\$ -	\$ -	\$ 312.75	
20	Hard	FILING 05	Putte	Pro Systems	TAH Filing Nos. 4, 5, and 8 - Str	MULTIPLE	MULTIPLE	\$ -	\$ (16,115.00)	\$ 16,115.00	Vendor Stmt	MULTIPLE	\$ 16,115.00	Putte	10/26/22	\$ 16,115.00	0.00%	\$ -	100.00%	\$ 16,115.00	\$ 16,115.00	\$ 16,115.00	\$ -	\$ -	\$ -	\$ -	
20	Hard	FILING 05	Putte	Three Sons Construction	TAH: Filing 4, 5, 8, 13 Paving	MULTIPLE	MULTIPLE	\$ 1,003.80	\$ -	\$ 23,614.51	Vendor Stmt	MULTIPLE	\$ 23,614.51	Putte	Multiple	\$ 23,614.51	0.00%	\$ -	100.00%	\$ 23,614.51	\$ 23,614.51	\$ 23,614.51	\$ -	\$ -	\$ -	\$ -	
20	Soft	FILING 08	Putte	Aztec Consultants	164721-02 Aurora Highlands Fil	MULTIPLE	MULTIPLE	\$ 1,264.62	\$ -	\$ 1,264.62	Vendor Stmt	MULTIPLE	\$ 3,684.17	Putte	Multiple	\$ 3,684.17	69.96%	\$ 884.71	30.04%	\$ 379.91	\$ 1,202.46	\$ 371.85	\$ 229.38	\$ 229.38	\$ 371.85		
20	Hard	FILING 08	Putte	Brightview Landscape Develop	TAH Landscaping Filing Nos. 4, 5	MULTIPLE	MULTIPLE	\$ 2,374.56	\$ 237.46	\$ 2,137.10	Vendor Stmt	MULTIPLE	\$ 3,205.66	Putte	Multiple	\$ 3,205.66	0.00%	\$ -	100.00%	\$ 2,137.10	\$ 3,205.66	\$ 1,602.63	\$ -	\$ -	\$ -	\$ 1,602.63	
20	Soft	FILING 08	Putte	Contour Services	TAH F4, F5, F6, and F13	MULTIPLE	MULTIPLE	\$ 1,427.67	\$ -	\$ 1,427.67	Vendor Stmt	MULTIPLE	\$ 1,427.67	Putte	Multiple	\$ 36.85%	\$ 526.20	63.14%	\$ 901.47	\$ 901.47	\$ 225.37	\$ -	\$ -	\$ -	\$ 225.37		
20	Hard	FILING 08	Putte	Martin Marietta	TAH: Filing 4, 5, 8, 13 Paving	NA	NA	\$ -	\$ (3,347.02)	\$ 3,347.02	Vendor Stmt	MULTIPLE	\$ 3,347.02	Putte	Multiple	\$ 3,347.02	0.00%	\$ -	100.00%	\$ 3,347.02	\$ 130,079.02	\$ 130,079.02	\$ -	\$ -	\$ -	\$ -	
20	Hard	FILING 08	Putte	Nelson Pipeline	TAH: Filing 4, 5, 8, 13 - Infrastr	MULTIPLE	MULTIPLE	\$ 19,230.00	\$ (112,907.15)	\$ 132,137.15	Vendor Stmt	MULTIPLE	\$ 157,180.10	Putte	Vendor Stmt	\$ 112,907.15	100.00%	\$ 35,634.89	100.00%	\$ 96,502.26	\$ 96,502.26	\$ 24,911.43	\$ -	\$ -	\$ -	\$ 46,262.76	
20	Hard	FILING 08	Putte	Precise Striping	TAH Pute Homes - Filing 4, 5,	MULTIPLE	MULTIPLE	\$ -	\$ -	\$ 9,525.00	Vendor Stmt	05/31/23	\$ 9,525.00	Putte	Vendor Stmt	\$ 9,525.00	0.00%	\$ -	100.00%	\$ 9,525.00	\$ 9,525.00	\$ 9,525.00	\$ -	\$ -	\$ -	\$ -	
20	Hard	FILING 08	Putte	Pro Systems	TAH Filing Nos. 4, 5, and 8 - Str	MULTIPLE	MULTIPLE	\$ -	\$ (47,734.50)	\$ 47,734.50	Vendor Stmt	MULTIPLE	\$ 47,734.50	Putte	10/26/22	\$ 47,734.50	0.00%	\$ -	100.00%	\$ 47,734.50	\$ 23,867.25	\$ 23,867.25	\$ -	\$ -	\$ -	\$ -	
20	Hard	FILING 08	Putte	Stormwater Risk Management	TAH: Filing 4, 5, 8, 13 - Erosion	MULTIPLE	MULTIPLE	\$ 16,137.50	\$ -	\$ 14,523.75	Vendor Stmt	MULTIPLE	\$ -	Putte	Vendor Stmt	\$ -	59.78%	\$ 8,682.94	40.22%	\$ 5,840.81	\$ -	\$ -	\$ -	\$ -	\$ -	\$ -	
20	Hard	FILING 08	Putte	Three Sons Construction	TAH: Filing 4, 5, 8, 13 Paving	MULTIPLE	MULTIPLE	\$ 3,660.20	\$ (56,012.80)	\$ 59,673.00	Vendor Stmt	MULTIPLE	\$ -	Putte	Multiple	\$ 59,673.00	0.00%	\$ -	100.00%	\$ 5,840.81	\$ 56,012.80	\$ 56,012.80	\$ -	\$ -	\$ -	\$ -	
20	Hard	FILING 08	Putte	Three Sons Construction	TAH: Filing 4, 5, 8, 13 Paving	MULTIPLE	MULTIPLE	\$ 30.00	\$ (107,724.59)	\$ 107,724.59	Vendor Stmt	MULTIPLE	\$ 107,724.59	Putte	Multiple	\$ 107,724.59	0.00%	\$ -	100.00%	\$ 107,724.59	\$ 107,724.59	\$ 107,724.59	\$ -	\$ -	\$ -	\$ -	
20	Soft	FILING 10	Bridgewater	Aztec Consultants	171521-01 Aurora Highlands Fil	MULTIPLE	MULTIPLE	\$ 27,562.58	\$ -	\$ 27,562.58	Multiple	MULTIPLE	\$ 8,154.00	BWH	04/28/22	\$ 8,154.00	71.34%	\$ 19,663.96	28.66%	\$ 7,898.63	\$ 7,372.05	\$ 1,843.01	\$ 1,843.01	\$ 1,843.01	\$ -	\$ -	
20	Soft	FILING 10	Bridgewater	Contour Services	TAH Filing 10	1106-22	05/25/23	\$ 3,040.00	\$ -	\$ 3,040.00	Vendor Statement	05/20/23	\$ 3,040.00	BWH	05/20/23	\$ 3,040.00	46.33%	\$ 1,408.32	53.67%	\$ 1,631.68	\$ 1,631.68	\$ 407.92	\$ -	\$ -	\$ -	\$ 407.92	
20	Soft	FILING 13	Putte	Aztec Consultants	164721-02 Aurora Highlands Fil	MULTIPLE	MULTIPLE	\$ 71.94	\$ -	\$ 71.94	Vendor Stmt	MULTIPLE	\$ 209.57	Putte	Multiple	\$ 209.57	69.96%	\$ 50.33	30.04%	\$ 21.61	\$ 68.40	\$ 21.15	\$ 13.05	\$ 13.05	\$ -	\$ -	
20	Hard	FILING 15	TM	AG Wassenaar	206125 Aurora Highlands PA 52	INV005274	03/31/23	\$ -	\$ -	\$ 16,900.00	ETS4942	05/08/23	\$ 16,900.00	TM	05/28/23	\$ 16,900.00	57.04%	\$ 9,640.37	42.96%	\$ 7,259.63	\$ 7,259.63	\$ 1,814.91	\$ 1,814.91	\$ 1,814.91	\$ -		
20	Soft	FILING 15	TM	Aztec Consultants	33821-03 Aurora Highlands Fil	144376	04/05/23	\$ 20,446.13	\$ -	\$ 20,446.13	ET054943	05/08/23	\$ 20,446.13	TM	05/08/23	\$ 20,446.13	25.90%	\$ 5,294.88	74.10%	\$ 15,151.25	\$ 13,383.25	\$ 11,792.05	\$ -	\$ -	\$ -	\$ -	
20	Soft	FILING 15	TM	Norris Design	The Aurora Highlands Filing 15	MULTIPLE	MULTIPLE	\$ -	\$ -	\$ -	MULTIPLE	MULTIPLE	\$ 5,420.00	TM	MULTIPLE	\$ 5,420.00	0.00%	\$ -	100.00%	\$ 5,420.00	\$ 5,420.00	\$ 1,355.00	\$ -	\$ -	\$ -	\$ 1,355.00	
21	Soft	FILING 08	Putte	Aztec Consultants	164721-02 Aurora Highlands Fil	MULTIPLE	MULTIPLE	\$ 37.58	\$ -	\$ 37.58	Vendor Stmt	MULTIPLE	\$ 138.90	Putte	Multiple	\$ 138.90	0.00%	\$ -	100.00%	\$ 37.58	\$ 138.90	\$ 138.90	\$ -	\$ -	\$ -	\$ -	
21	Soft	FILING 05	Putte	Aztec Consultants	164721-02 Aurora Highlands Fil	MULTIPLE	MULTIPLE	\$ 141.05	\$ -	\$ 141.05	Vendor Stmt	MULTIPLE	\$ 521.70	Putte	Multiple	\$ 521.70	0.00%	\$ -	100.00%	\$ 141.05	\$ 156.72	\$ -	\$ -	\$ -	\$ -	\$ 156.72	
21	Soft	FILING 08	Putte	Aztec Consultants	164721-02 Aurora Highlands Fil	MULTIPLE	MULTIPLE	\$ 341.92	\$ -	\$ 341.92	Vendor Stmt	MULTIPLE	\$ 1,264.62	Putte	Multiple	\$ 1,264.62	0.00%	\$ -	100.00%	\$ 341.92	\$ 379.91	\$ -	\$ -	\$ -	\$ -	\$ 379.91	
21	Hard	FILING 10	Bridgewater	SRM	FILING 10 - Erosion Control	MULTIPLE	MULTIPLE	\$ 24,381.75	\$ 2,438.18	\$ 21,943.58	Multiple	MULTIPLE	\$ 42,458.85	BWH	06/20/23	\$ 42,458.85	46.33%	\$ 10,165.68	53.67%	\$ 11,777.90	\$ 20,510.26	\$ 5,127.56	\$ 5,127.56	\$ 5,127.56	\$ -	\$ 5,127.56	
21	Soft	FILING 13	Putte	Aztec Consultants	164721-02 Aurora Highlands Fil	MULTIPLE	MULTIPLE	\$ 19.45	\$ -	\$ 19.45	Vendor Stmt	MULTIPLE	\$ 71.94	Putte	Multiple	\$ 71.94	0.00%	\$ -	100.00%	\$ 19.45	\$ 21.61	\$ -	\$ -	\$ -	\$ -	\$ -	
21	Hard	FILING 14	RAH	Alpine Civil Construction	Aurora Highlands CSP-3	MULTIPLE	MULTIPLE	\$ 1,042,142.22	\$ -	\$ 937,927.96	Multiple	MULTIPLE	\$ 937,927.96	RAH	Multiple	\$ 937,927.96	0.00%	\$ -	100.00%	\$ 937,927.96	\$ 937,927.96	\$ 934,957.96	\$ -	\$ -	\$ -	\$ 934,957.96	
21	Soft	FILING 14	RAH	Aztec Consultants	24422-52 Aurora Highlands Fil	MULTIPLE	MULTIPLE	\$ 2,526.38	\$ -	\$ 2,526.38	Multiple	MULTIPLE	\$ 4,284.92	RAH	Multiple	\$ 4,284.92	46.37%	\$ 12,300.80	53.63%	\$ 14,225.58	\$ 20,618.70	\$ 8,886.05	\$ 3,950.55	\$ 6,457.55	\$ -	\$ 1,274.55	
21	Soft	FILING 14	RAH	B & J Surveying	Undated Lot Plat	MULTIPLE	MULTIPLE	\$ 11,736.00	\$ -	\$ 11,736.00	RAH	04/11/23	\$ 11,736.00	RAH	04/11/23	\$ 11,736.00	100.00%	\$ -	100.00%	\$ 11,736.00	\$ 11,736.00	\$ 11,736.00	\$ -	\$ -	\$ -	\$ -	
21	Soft	FILING 14	RAH	City of Aurora	TAH Filing 14 Tap Fee	711631	06/21/23	\$ 3,646.00	\$ -	\$ 3,646.00	06/23/23	\$ 3,646.00	RAH	07/05/23	\$ 3,646.00	0.00%	\$ -	100.00%	\$ 3,646.00	\$ 3,646.00	\$ 3,646.00	\$ -	\$ -	\$ -	\$ -	\$ 3,646.00	
21	Soft	FILING 14	RAH	City of Aurora	TAH Filing 14 Water Service (M	711357	04/26/23	\$ 9,450.00	\$ -	\$ 9,450.00	1155622	04/27/23	\$ 9,450.00	RAH	05/09/23	\$ 9,450.00	100.00%	\$ 9,450.00	0.00%	\$ -	\$ -	\$ -	\$ -	\$ -	\$ -	\$ -	\$ -
21	Soft	FILING 14	RAH	Liberty Infrastructure LLC	THE AURORA HIGHLANDS - FIL	MULTIPLE	MULTIPLE	\$ 1,522,258.09	\$ 114,001.91	\$ 1,408,256.18	Multiple	MULTIPLE	\$ 1,649,575.80	RAH	Multiple	\$ 1,649,575.80	4.06%	\$ 57,200.43	95.94%	\$ 1,351,055.76	\$ 1,572,323.61	\$ 751,227.75	\$ 636,114.51	\$ 164,441.13	\$ -	\$ 20,540.22	
21	Hard	FILING 14	RAH	Xcel Energy	TAH Filing 14 Ph 3 Electric	CR-13260834	03/07/23	\$ 434,875.05	\$ -	\$ 434,875.05	1154662	03/27/23	\$ 434,875.05	RAH	04/04/23	\$ 434,875.05	100.00%	\$ 434,875.05	0.00%	\$ -	\$ -	\$ -	\$ -	\$ -	\$ -	\$ -	\$ -
21	Hard	FILING 16	TriPointe	AG Wassenaar	213279 TAH Filing 16 Geotect	INV005609	04/30/23	\$ 10,565.00	\$ -	\$ 10,565.00	6610305	05/18/23	\$ 10,565.00	TP	05/18/23	\$ 10,565.00	13.49%	\$ 1,425.73	86.51%	\$ 9,139.27	\$ 9,139.27	\$ 9,139.27	\$ -	\$ -	\$ -	\$ -	
21	Hard	FILING 16	TriPointe	AG Wassenaar	213279 TAH Filing 16 Geotect	INV007937	05/11/23	\$ 6,095.00	\$ -	\$ 6,095.00	6700950	06/28/23	\$ 6,095.00	TP	06/28/23	\$ 6,095.00	21.69%	\$ 1,321.70	78.31%	\$ 4,773.30	\$ 4,773.30	\$ 4,773.30	\$ -	\$ -	\$ -	\$ -	
21	Soft	FILING 16	TriPointe	Aztec Consultants	164921-11 TAH Filing 16	MULTIPLE	MULTIPLE	\$ 17,335.80	\$ -	\$ 17,335.80	Multiple	MULTIPLE	\$ 17,335.80	TP	Multiple	\$ 17,335.80	89.85%	\$ 10,217.79	10.15%	\$ 6,290.06	\$ 6,290.06	\$ 6,290.06	\$ -	\$ -	\$ -	\$ 6,290.06	
21	Soft	FILING 16	TriPointe	City of Aurora	Stormwater Quality Discharge	646503	06/28/21	\$ 63,910.00	\$ -	\$ 63,910.00	4718200	09/13/21	\$ 63,910.00	TP	09/13/21	\$ 63,910.00	15.00%	\$ 9,586.50	85.00%	\$ 54,323.50	\$ 54,323.50	\$ 13,580.88	\$ 13,580.88	\$ 13,580.88	\$ -	\$ 13,580.88	
21	Soft	FILING 16	TriPointe																								

SUMMARY OF COSTS REVIEWED

VER NO	TYPE	FILING	SOURCE	VENDOR	DESCRIPTION	INV NO	INV DATE	INV AMT	RET/OCIP/DISC	FINAL INV AMT	CHK NO	PMT DATE	PMT AMT	PAYOR	DATE CLEARED	VER PMT AMT	% PRI	PRI AMT	% PUB	PUB AMT	CUR VER PUB AMT	STREETS	WATER	SANITATION	PARKS & REC
22	Hard	FILING 16	TriPointe	Pase	22TP023 - Aurora Highlands Fill	37608	02/28/23	\$ 33,782.20	\$ -	\$ 33,782.20	6756248	07/18/23	\$ 33,782.20	TP	07/18/23	\$ 33,782.20	61.19%	\$ 20,672.47	38.81%	\$ 13,109.73	\$ 13,109.73	\$ 3,277.43	\$ 3,277.43	\$ 3,277.43	\$ 3,277.43
22	Hard	FILING 16	TriPointe	Xcel Energy	New Electric Distribution	CR-071323	07/13/23	\$ 175,802.00	\$ -	\$ 175,802.00	6745164	07/13/23	\$ 175,802.00	TP	07/13/23	\$ 175,802.00	100.00%	\$ 175,802.00	0.00%	\$ -	\$ -	\$ -	\$ -	\$ -	\$ -
22	Soft	FILING 17	CENTURY	Aztec Consultants	65322-06 TAH Filing No. 21 (PA)	145641	06/27/23	\$ 4,800.00	\$ -	\$ 4,800.00	653594	07/21/23	\$ 4,800.00	CENTURY	07/21/23	\$ 4,800.00	61.19%	\$ 2,936.84	38.81%	\$ 1,863.16	\$ 1,863.16	\$ 82.46	\$ 82.46	\$ 82.46	\$ 82.46
22	Soft	FILING 17	CENTURY	Aztec Consultants	65322-10 TAH Filing No. 17 (PA)	148945	06/29/23	\$ 4,260.00	\$ -	\$ 4,260.00	653594	07/21/23	\$ 4,260.00	CENTURY	07/21/23	\$ 4,260.00	61.19%	\$ 2,606.84	38.81%	\$ 1,653.16	\$ 1,653.16	\$ 413.29	\$ 413.29	\$ 413.29	\$ 413.29
22	Hard	FILING 17	CENTURY	CTL Thompson	Aurora Highlands PA70 (Filing 2)	MULTIPLE	MULTIPLE	\$ 25,600.00	\$ -	\$ 25,600.00	MULTIPLE	08/01/23	\$ 25,600.00	CENTURY	08/01/23	\$ 25,600.00	61.19%	\$ 15,665.50	38.81%	\$ 9,934.50	\$ 9,934.50	\$ 2,483.62	\$ 2,483.62	\$ 2,483.62	\$ 2,483.62
22	Soft	FILING 21	CENTURY	City of Aurora	Civil Plans Review	718007	06/23/23	\$ 39,780.00	\$ -	\$ 39,780.00	649558	06/27/23	\$ 39,780.00	CENTURY	07/06/23	\$ 39,780.00	15.00%	\$ 5,967.00	85.00%	\$ 33,813.00	\$ 33,813.00	\$ 8,453.25	\$ 8,453.25	\$ 8,453.25	\$ 8,453.25
23	Hard	FILING 04	Putte	Brightview Landscape Development	TAH Landscaping Filing Nos. 4	MULTIPLE	MULTIPLE	\$ 298.50	\$ 29.85	\$ 268.65	Vendor Stmt	Multiple	\$ 6,257.57	Putte	Multiple	\$ 6,257.57	0.00%	\$ -	100.00%	\$ 6,257.57	\$ 6,257.57	\$ 3,128.79	\$ 3,128.79	\$ -	\$ -
23	Hard	FILING 04	Putte	Stormwater Risk Management	TAH: Filings 4, 5, 8, 13 - Erosion	MULTIPLE	MULTIPLE	\$ 1,560.00	\$ -	\$ 1,560.00	1,404.00	Multiple	\$ 1,404.00	Putte	Vendor Stmt	\$ 1,404.00	59.78%	\$ 839.37	40.22%	\$ 564.63	\$ 564.63	\$ 170.51	\$ 170.51	\$ -	\$ -
23	Hard	FILING 05	Putte	Brightview Landscape Development	TAH Landscaping Filing Nos. 4	MULTIPLE	MULTIPLE	\$ (3,058.92)	\$ (305.89)	\$ (2,753.03)	Vendor Stmt	Multiple	\$ 4,628.70	Putte	Multiple	\$ 4,628.70	0.00%	\$ -	100.00%	\$ (2,753.03)	\$ (2,753.03)	\$ 2,345.35	\$ 2,345.35	\$ -	\$ -
23	Hard	FILING 05	Putte	Stormwater Risk Management	TAH: Filings 4, 5, 8, 13 - Erosion	MULTIPLE	MULTIPLE	\$ 1,560.00	\$ -	\$ 1,560.00	1,404.00	Multiple	\$ 1,404.00	Putte	Vendor Stmt	\$ 1,404.00	59.78%	\$ 839.37	40.22%	\$ 564.63	\$ 564.63	\$ 206.38	\$ 206.38	\$ -	\$ -
23	Hard	FILING 08	Putte	Stormwater Risk Management	TAH: Filings 4, 5, 8, 13 - Erosion	MULTIPLE	MULTIPLE	\$ 1,560.00	\$ -	\$ 1,560.00	1,404.00	Multiple	\$ 1,277.65	Putte	Vendor Stmt	\$ 1,277.65	59.78%	\$ 768.37	40.22%	\$ 509.28	\$ 509.28	\$ 1,285.66	\$ 1,285.66	\$ -	\$ -
23	Soft	FILING 10	Bridgewater	Contour Services	TAH Filing 10	1106-25	08/25/23	\$ 4,560.00	\$ -	\$ 4,560.00	Vendor Stmt	08/25/23	\$ 1,520.00	BWH	08/25/23	\$ 1,520.00	46.33%	\$ 2,112.49	53.67%	\$ 2,447.51	\$ 2,447.51	\$ 203.96	\$ 203.96	\$ 203.96	\$ 203.96
23	Hard	FILING 10	Bridgewater	SRM	FILING 10 - Erosion Control	MULTIPLE	MULTIPLE	\$ 21,356.25	\$ 2,135.63	\$ 19,220.63	Multiple	Multiple	\$ 12,712.86	BWH	07/24/23	\$ 12,712.86	46.33%	\$ 8,904.23	53.67%	\$ 10,316.39	\$ 10,316.39	\$ 3,178.22	\$ 3,178.22	\$ 3,178.22	\$ 3,178.22
23	Hard	FILING 15	TM	AG Wassenaar	206125 - Aurora Highlands PA 5	INV007932	05/31/23	\$ 21,055.00	\$ -	\$ 21,055.00	ET056125	07/31/23	\$ 21,055.00	TM	07/31/23	\$ 21,055.00	26.08%	\$ 5,491.14	73.92%	\$ 15,563.86	\$ 15,563.86	\$ 3,890.96	\$ 3,890.96	\$ 3,890.96	\$ 3,890.96
23	Soft	FILING 15	TM	Aztec Consultants	33821-03 Aurora Highlands Fill	MULTIPLE	MULTIPLE	\$ 5,124.20	\$ -	\$ 5,124.20	Multiple	Multiple	\$ 15,675.23	TM	Multiple	\$ 15,675.23	85.95%	\$ 4,404.00	14.05%	\$ 720.20	\$ 720.20	\$ 2,191.60	\$ 2,191.60	\$ 994.50	\$ 994.50
23	Hard	FILING 15	TM	Blue Tec	General Erosion Control	23549	07/06/23	\$ 10,478.94	\$ -	\$ 10,478.94	45535	07/31/23	\$ 10,478.94	TM	08/01/23	\$ 10,478.94	57.04%	\$ 5,977.56	42.96%	\$ 4,501.38	\$ 4,501.38	\$ 1,125.34	\$ 1,125.34	\$ 1,125.34	\$ 1,125.34
23	Hard	FILING 15	TM	Blue Tec	General Erosion Control	23899	08/08/23	\$ 3,078.13	\$ -	\$ 3,078.13	45833	08/28/23	\$ 3,078.13	TM	09/01/23	\$ 3,078.13	57.04%	\$ 1,755.88	42.96%	\$ 1,322.25	\$ 1,322.25	\$ 330.56	\$ 330.56	\$ 330.56	\$ 330.56
23	Hard	FILING 15	TM	Blue Tec	General Erosion Control	23851	08/02/23	\$ 4,747.10	\$ -	\$ 4,747.10	45833	08/28/23	\$ 4,747.10	TM	09/01/23	\$ 4,747.10	57.04%	\$ 2,707.92	42.96%	\$ 2,039.18	\$ 2,039.18	\$ 509.80	\$ 509.80	\$ 509.80	\$ 509.80
23	Hard	FILING 15	TM	Blue Tec	General Erosion Control - Land	23813	08/01/23	\$ 5,223.13	\$ -	\$ 5,223.13	45833	08/28/23	\$ 5,223.13	TM	09/01/23	\$ 5,223.13	0.00%	\$ -	100.00%	\$ 5,223.13	\$ 5,223.13	\$ 2,611.57	\$ 2,611.57	\$ -	\$ -
23	Soft	FILING 15	TM	Norris Design	The Aurora Highlands Filing 15	MULTIPLE	MULTIPLE	\$ -	\$ -	\$ -	MULTIPLE	Multiple	\$ 431.25	TM	MULTIPLE	\$ 431.25	-100.00%	\$ -	-200.00%	\$ -	\$ -	\$ 107.81	\$ 107.81	\$ 107.81	\$ 107.81
23	Soft	FILING 17	CENTURY	Aztec Consultants	Lot Matrix (97 Lots)	145103	04/24/23	\$ 4,365.00	\$ -	\$ 4,365.00	669451	09/07/23	\$ 4,365.00	Century	09/11/23	\$ 4,365.00	100.00%	\$ 4,365.00	0.00%	\$ -	\$ -	\$ -	\$ -	\$ -	\$ -
23	Soft	FILING 17	CENTURY	Aztec Consultants	65322-06 TAH Filing No. 21 (PA)	150172	08/17/23	\$ 2,520.00	\$ -	\$ 2,520.00	669451	09/04/23	\$ 2,520.00	CENTURY	09/11/23	\$ 2,520.00	61.19%	\$ 1,542.07	38.81%	\$ 977.93	\$ 977.93	\$ 244.48	\$ 244.48	\$ 244.48	\$ 244.48
23	Hard	FILING 17	CENTURY	Three Sons Construction	Filing 17 Infrastructure	Pay Apps 1 and 2	08/25/23	\$ 991,821.20	\$ -	\$ 991,821.20	669480	09/07/23	\$ 902,557.30	CENTURY	09/11/23	\$ 902,557.30	2.44%	\$ 22,050.60	97.56%	\$ 880,507.24	\$ 880,507.24	\$ 35,791.82	\$ 35,791.82	\$ 269,783.77	\$ 269,783.77
23	Hard	FILING 04	Putte	Brightview Landscape Development	TAH Landscaping Filing Nos. 4	MULTIPLE	MULTIPLE	\$ (10,488.91)	\$ -	\$ (10,488.91)	Vendor Stmt	Multiple	\$ 107.46	Putte	Multiple	\$ 10,488.91	0.00%	\$ -	100.00%	\$ 10,488.91	\$ 10,488.91	\$ 107.46	\$ 107.46	\$ -	\$ -
23	Soft	FILING 05	Putte	Contour Services	TAH F4, F5, and F13	MULTIPLE	MULTIPLE	\$ 1,207.92	\$ -	\$ 1,207.92	Multiple	Multiple	\$ 14,423.32	Putte	Multiple	\$ 14,423.32	0.00%	\$ -	100.00%	\$ 14,423.32	\$ 14,423.32	\$ 934.59	\$ 934.59	\$ 934.59	\$ 934.59
24	Soft	FILING 05	Putte	Contour Services	TAH F4, F5, F8, and F13	MULTIPLE	MULTIPLE	\$ (22,488.30)	\$ -	\$ (22,488.30)	Vendor Stmt	Multiple	\$ 14,423.32	Putte	Multiple	\$ 14,423.32	0.00%	\$ -	100.00%	\$ 22,488.30	\$ 22,488.30	\$ 7,211.66	\$ 7,211.66	\$ 7,211.66	\$ 7,211.66
24	Soft	FILING 05	Putte	Contour Services	TAH F4, F5, F8, and F13	MULTIPLE	MULTIPLE	\$ 1,207.92	\$ -	\$ 1,207.92	Multiple	Multiple	\$ 1,207.92	Putte	Multiple	\$ 1,207.92	50.78%	\$ 613.43	49.22%	\$ 594.49	\$ 594.49	\$ 794.95	\$ 794.95	\$ 794.95	\$ 794.95
24	Hard	FILING 08	Putte	Brightview Landscape Development	TAH Landscaping Filing Nos. 4	MULTIPLE	MULTIPLE	\$ (13,211.20)	\$ -	\$ (13,211.20)	Vendor Stmt	Multiple	\$ 3,205.66	Putte	Multiple	\$ 3,205.66	0.00%	\$ -	100.00%	\$ (13,211.20)	\$ (13,211.20)	\$ 1,602.83	\$ 1,602.83	\$ -	\$ -
24	Soft	FILING 08	Putte	Contour Services	TAH F4, F5, F8, and F13	MULTIPLE	MULTIPLE	\$ 1,207.92	\$ -	\$ 1,207.92	Vendor Stmt	Multiple	\$ 1,207.92	Putte	Multiple	\$ 1,207.92	50.78%	\$ 613.43	49.22%	\$ 594.49	\$ 594.49	\$ 780.90	\$ 780.90	\$ 780.90	\$ 780.90
24	Hard	FILING 14	RAH	AG Wassenaar	222509F - Aurora Highlands Fill	INV009052	06/30/23	\$ 5,840.00	\$ -	\$ 5,840.00	74898	08/31/23	\$ 5,840.00	RAH	09/05/23	\$ 5,840.00	0.00%	\$ -	100.00%	\$ 5,840.00	\$ 5,840.00	\$ 5,840.00	\$ 5,840.00	\$ -	\$ -
24	Hard	FILING 14	RAH	AG Wassenaar	222509F - Aurora Highlands Fill	INV010292	07/31/23	\$ 5,150.00	\$ -	\$ 5,150.00	74898	08/31/23	\$ 5,150.00	RAH	09/05/23	\$ 5,150.00	0.00%	\$ -	100.00%	\$ 5,150.00	\$ 5,150.00	\$ 5,150.00	\$ 5,150.00	\$ -	\$ -
24	Hard	FILING 14	RAH	Agri Construction	Aurora Highlands CSP 3	MULTIPLE	MULTIPLE	\$ 32,281.99	\$ -	\$ 32,281.99	Multiple	Multiple	\$ 290,538.35	RAH	Multiple	\$ 290,538.35	15.77%	\$ 45,820.85	84.23%	\$ 244,717.50	\$ 244,717.50	\$ 24,713.90	\$ 24,713.90	\$ 24,713.90	\$ 24,713.90
24	Soft	FILING 14	RAH	Aztec Consultants	2023-10 Aurora Highlands Fill	MULTIPLE	MULTIPLE	\$ 23,198.73	\$ -	\$ 23,198.73	Multiple	Multiple	\$ 13,411.44	RAH	Multiple	\$ 13,411.44	58.12%	\$ 13,482.36	41.88%	\$ 9,716.37	\$ 9,716.37	\$ 2,871.08	\$ 2,871.08	\$ 409.50	\$ 409.50
24	Soft	FILING 14	RAH	B & J Surveying	Updated Lot Matrix	371339	07/10/23	\$ 11,736.00	\$ -	\$ 11,736.00	72663	07/28/23	\$ 11,736.00	RAH	08/01/23	\$ 11,736.00	100.00%	\$ 11,736.00	0.00%	\$ -	\$ -	\$ -	\$ -	\$ -	\$ -
24	Soft	FILING 14	RAH	B & J Surveying	Updated Lot Matrix and New H	371348	07/10/23	\$ 13,300.00	\$ -	\$ 13,300.00	72663	07/28/23	\$ 13,300.00	RAH	08/01/23	\$ 13,300.00	100.00%	\$ 13,300.00	0.00%	\$ -	\$ -	\$ -	\$ -	\$ -	\$ -
24	Hard	FILING 14	RAH	Bemas Construction	Aurora Highlands Filing 14 - CS	MULTIPLE	MULTIPLE	\$ (103,554.25)	\$ -	\$ (103,554.25)	Multiple	Multiple	\$ 103,554.25	RAH	Multiple	\$ 103,554.25	60.55%	\$ 62,699.59	39.45%	\$ 40,854.75	\$ 40,854.75	\$ 10,213.69	\$ 10,213.69	\$ 10,213.69	\$ 10,213.69
24	Hard	FILING 14	RAH	Clear Creek Civil	2023-10 Aurora Highlands Filing	2536	08/01/23	\$ 5,051.80	\$ -	\$ 5,051.80	74905	08/31/23	\$ 5,051.80	RAH	09/05/23	\$ 5,051.80	58.54%	\$ 2,957.38	41.46%	\$ 2,094.42	\$ 2,094.42	\$ 523.61	\$ 523.61	\$ 523.61	\$ 523.61
24	Hard	FILING 14	RAH	Clear Creek Civil	2023-10 Aurora Highlands Filing	2508	06/29/23	\$ 35,031.45	\$ -	\$ 35,031.45	72668	07/28/23	\$ 35,031.45	RAH	08/01/23	\$ 35,031.45	58.54%	\$ 20,507.79	41.46%	\$ 14,523.66	\$ 14,523.66	\$ 3,630.91	\$ 3,630.91	\$ 3,630.91	\$ 3,630.91
24	Hard	FILING 14	RAH	Clear Creek Civil	2023-10 Aurora Highlands Filing	2517	07/26/23	\$ 11,157.19	\$ -	\$ 11,157.19	72668	07/28/23	\$ 11,157.19	RAH	08/01/23	\$ 11,157.19	58.54%	\$ 6,515.44	41.46%	\$ 4,641.75	\$ 4,641.75	\$ 1,156.41	\$ 1,156.41	\$ 1	

SUMMARY OF COSTS REVIEWED

VER NO	TYPE	FILING	SOURCE	VENDOR	DESCRIPTION	INV NO	INV DATE	INV AMT	RET/OCIP/DISC	FINAL INV AMT	CHK NO	PMT DATE	PMT AMT	PAYOR	DATE CLEARED	VER PMT AMT	% PRI	PRI AMT	% PUB	PUB AMT	CUR VER PUB AMT	STREETS	WATER	SANITATION	PARKS & REC	
26	Hard	FILING 15	TM	Blue Tec	General Erosion Control	24416	09/07/23	\$ 2,069.86	-	\$ 2,069.86	46417	01/01/24	\$ 2,069.86	TM	01/15/23	\$ 2,069.86	57.04%	\$ 1,180.72	42.96%	\$ 889.14	\$ 889.14	\$ 222.28	\$ 222.28	\$ 222.28	\$ 222.28	
26	Hard	FILING 15	TM	Blue Tec	General Erosion Control	24441	09/26/23	\$ 5,465.70	-	\$ 5,465.70	Vendor Stmt	Multiple	\$ 5,465.70	TM	12/14/23	\$ 5,465.70	57.04%	\$ 3,117.83	42.96%	\$ 2,347.87	\$ 2,347.87	\$ 586.97	\$ 586.97	\$ 586.97	\$ 586.97	
26	Hard	FILING 15	TM	Concrete Curb and Paving	Filing 15 Curb and Gutter and	MULTIPLE	09/21/23	\$ 2,430,376.41	\$ 121,546.13	\$ 2,308,830.28	Vendor Stmt	Multiple	\$ 2,308,376.41	TM	12/14/23	\$ 2,308,376.41	100.00%	\$ 2,309,376.41	100.00%	\$ 2,309,376.41	\$ 2,309,376.41	\$ 2,309,376.41	\$ 2,309,376.41	\$ 2,309,376.41	\$ 2,309,376.41	
26	Hard	FILING 15	TM	MAC Electric and Lighting	TAH Filing 15 Street Lighting	22785	09/21/23	\$ 1,095.02	-	\$ 1,095.02	Multiple	09/21/23	\$ 1,095.02	TM	12/14/23	\$ 1,095.02	100.00%	\$ 1,095.02	100.00%	\$ 1,095.02	\$ 1,095.02	\$ 1,095.02	\$ 1,095.02	\$ 1,095.02	\$ 1,095.02	
26	Hard	FILING 15	TM	MAC Electric and Lighting	TAH Filing 15 Street Lighting	20220372.1	05/10/23	\$ 79,928.00	-	\$ 79,928.00	44963	06/05/23	\$ 79,928.00	TM	01/15/23	\$ 79,928.00	0.00%	\$ -	100.00%	\$ 79,928.00	\$ 79,928.00	\$ 79,928.00	\$ 79,928.00	\$ 79,928.00	\$ 79,928.00	
26	Hard	FILING 15	TM	MAC Electric and Lighting	TAH Filing 15 Street Lighting	20220372.2	05/10/23	\$ 9,179.36	-	\$ 9,179.36	44963	06/05/23	\$ 9,179.36	TM	01/15/23	\$ 9,179.36	0.00%	\$ -	100.00%	\$ 9,179.36	\$ 9,179.36	\$ 9,179.36	\$ 9,179.36	\$ 9,179.36	\$ 9,179.36	
26	Hard	FILING 15	TM	MAC Electric and Lighting	TAH Filing 15 Street Lighting	20220372.3	05/10/23	\$ 13,627.73	-	\$ 13,627.73	44963	06/05/23	\$ 13,627.73	TM	01/15/23	\$ 13,627.73	57.04%	\$ 7,773.75	42.96%	\$ 5,853.98	\$ 5,853.98	\$ 5,853.98	\$ 5,853.98	\$ 5,853.98	\$ 5,853.98	
26	Hard	FILING 15	TM	MAC Electric and Lighting	TAH Filing 15 Street Lighting	20220372.4	10/26/23	\$ 98,000.00	-	\$ 98,000.00	46724	11/17/23	\$ 98,000.00	TM	01/15/23	\$ 98,000.00	0.00%	\$ -	100.00%	\$ 98,000.00	\$ 98,000.00	\$ 98,000.00	\$ 98,000.00	\$ 98,000.00	\$ 98,000.00	
26	Hard	FILING 15	TM	MAC Electric and Lighting	TAH Filing 15 Street Lighting	22683	07/06/23	\$ 13,627.73	-	\$ 13,627.73	45621	08/07/23	\$ 13,627.73	TM	01/15/23	\$ 13,627.73	0.00%	\$ -	100.00%	\$ 13,627.73	\$ 13,627.73	\$ 13,627.73	\$ 13,627.73	\$ 13,627.73	\$ 13,627.73	
26	Hard	FILING 15	TM	MAC Electric and Lighting	TAH Filing 15 Street Lighting	22684	07/06/23	\$ 9,179.36	-	\$ 9,179.36	45621	08/07/23	\$ 9,179.36	TM	01/15/23	\$ 9,179.36	0.00%	\$ -	100.00%	\$ 9,179.36	\$ 9,179.36	\$ 9,179.36	\$ 9,179.36	\$ 9,179.36	\$ 9,179.36	
26	Hard	FILING 15	TM	Marlin Marietta	Filing 15 Asphalt Paving	MULTIPLE	09/21/23	\$ 1,026,656.96	\$ 51,342.85	\$ 975,314.11	Multiple	09/21/23	\$ 975,314.11	TM	12/14/23	\$ 975,314.11	0.00%	\$ -	100.00%	\$ 975,314.11	\$ 975,314.11	\$ 975,314.11	\$ 975,314.11	\$ 975,314.11	\$ 975,314.11	
26	Hard	FILING 15	TM	Nelson Pipeline	Filing 15 Infrastructure	MULTIPLE	09/21/23	\$ 6,299,643.60	\$ 216,838.35	\$ 6,082,805.25	Multiple	09/21/23	\$ 6,082,805.25	TM	12/14/23	\$ 6,082,805.25	3.82%	\$ 232,527.58	96.18%	\$ 5,851,077.67	\$ 5,851,077.67	\$ 2,383,058.78	\$ 1,981,284.81	\$ 1,486,734.08	\$ -	
26	Soft	FILING 15	TM	Norris Design	TAH Filing 15 - CA	01-84738	10/31/23	\$ 3,372.50	-	\$ 3,372.50	Vendor Stmt	Multiple	11/15/23	\$ 3,372.50	TM	12/14/23	\$ 3,372.50	15.00%	\$ 505.88	85.00%	\$ 2,866.63	\$ 2,866.63	\$ 716.66	\$ 716.66	\$ 716.66	\$ 716.66
26	Hard	FILING 15	TM	Page Specialty Company	Aurora Highlands Filing 15 - Lot	36303	07/13/23	\$ 25,562.80	-	\$ 25,562.80	Vendor Stmt	Multiple	07/13/23	\$ 25,562.80	TM	12/14/23	\$ 25,562.80	0.00%	\$ -	100.00%	\$ 25,562.80	\$ 25,562.80	\$ 25,562.80	\$ 25,562.80	\$ 25,562.80	\$ 25,562.80
26	Hard	FILING 15	TM	Valor Landscape	Filing 15 Ph 1-3 TM	3387	10/31/23	\$ 345.00	-	\$ 345.00	Vendor Stmt	Multiple	12/14/23	\$ 345.00	TM	12/14/23	\$ 345.00	100.00%	\$ 345.00	100.00%	\$ 345.00	\$ 345.00	\$ 345.00	\$ 345.00	\$ 345.00	\$ 345.00
26	Soft	FILING 17	CENTURY	Aztec Consultants	65323-03-17 Lot Staking - P/PA	153577	10/24/23	\$ 225.00	-	\$ 225.00	687598	11/30/23	\$ 225.00	CENTURY	12/05/23	\$ 225.00	100.00%	\$ 225.00	0.00%	\$ -	\$ -	\$ -	\$ -	\$ -	\$ -	
26	Soft	FILING 17	CENTURY	Aztec Consultants	65322-10 Tah Filing No. 17 P/PA	1401192	09/21/23	\$ 36,358.00	-	\$ 36,358.00	MULTIPLE	09/21/23	\$ 36,358.00	CENTURY	12/05/23	\$ 36,358.00	6.89%	\$ 2,344.28	93.11%	\$ 34,013.72	\$ 34,013.72	\$ 8,503.46	\$ 8,503.46	\$ 8,503.46	\$ 8,503.46	
26	Soft	FILING 17	CENTURY	CMS Environmental Solutions	TAH F17 Weekly Stormwater I	156715	09/01/23	\$ 625.00	-	\$ 625.00	685902	11/27/23	\$ 625.00	CENTURY	11/27/23	\$ 625.00	61.19%	\$ 382.46	38.81%	\$ 242.54	\$ 242.54	\$ 60.64	\$ 60.64	\$ 60.64	\$ 60.64	
26	Soft	FILING 17	CENTURY	CMS Environmental Solutions	TAH F17 Weekly Stormwater I	158232	10/01/23	\$ 625.00	-	\$ 625.00	687602	11/30/23	\$ 625.00	CENTURY	12/05/23	\$ 625.00	61.19%	\$ 382.46	38.81%	\$ 242.54	\$ 242.54	\$ 60.64	\$ 60.64	\$ 60.64	\$ 60.64	
26	Hard	FILING 17	CENTURY	Concrete, Curb and Paving	Concrete Filing NO. 17	1-23248	10/31/23	\$ 64,824.24	\$ 5,833.33	\$ 58,990.91	685904	11/16/23	\$ 58,990.91	CENTURY	12/05/23	\$ 58,990.91	0.00%	\$ -	100.00%	\$ 58,990.91	\$ 58,990.91	\$ 58,990.91	\$ 58,990.91	\$ 58,990.91	\$ 58,990.91	
26	Hard	FILING 17	CENTURY	CTL Thompson	TAH F17 (Waterline, Storm, Co	683478	10/31/23	\$ 12,090.00	-	\$ 12,090.00	685905	11/16/23	\$ 12,090.00	CENTURY	11/21/23	\$ 12,090.00	0.00%	\$ -	100.00%	\$ 12,090.00	\$ 12,090.00	\$ 6,045.00	\$ 3,022.50	\$ 3,022.50	\$ 3,022.50	
26	Hard	FILING 17	CENTURY	CTL Thompson	TAH F17 Soil and Foundation T	683128	10/31/23	\$ 280.00	-	\$ 280.00	685905	11/16/23	\$ 280.00	CENTURY	11/21/23	\$ 280.00	61.19%	\$ 171.34	38.81%	\$ 108.66	\$ 108.66	\$ 27.16	\$ 27.16	\$ 27.16	\$ 27.16	
26	Hard	FILING 17	CENTURY	Pase	23C0076 - Aurora Highlands (L	39581	10/31/23	\$ 1,850.00	-	\$ 1,850.00	687619	11/30/23	\$ 1,850.00	CENTURY	12/05/23	\$ 1,850.00	61.19%	\$ 1,132.08	38.81%	\$ 717.92	\$ 717.92	\$ 179.48	\$ 179.48	\$ 179.48	\$ 179.48	
26	Hard	FILING 17	CENTURY	Three Sons Construction	Filing 17 Infrastructure	Pay App51	11/29/23	\$ 263,931.19	\$ 23,933.80	\$ 240,000.00	687619	11/30/23	\$ 240,000.00	CENTURY	12/04/23	\$ 240,000.00	12.91%	\$ 31,243.72	87.09%	\$ 210,756.66	\$ 210,756.66	\$ 30,422.38	\$ 180,334.28	\$ 180,334.28	\$ 180,334.28	
27	Soft	FILING 08	Pulte	Contour Services	TAH F4, F5, F8, and F13	MULTIPLE	MULTIPLE	\$ 227.50	-	\$ 227.50	Multiple	MULTIPLE	\$ 227.50	Pulte	MULTIPLE	\$ 227.50	50.78%	\$ 115.53	49.22%	\$ 111.97	\$ 111.97	\$ 33.99	\$ 33.99	\$ 33.99	\$ 33.99	
27	Soft	FILING 08	Pulte	Contour Services	TAH F4, F5, F8, and F13	MULTIPLE	MULTIPLE	\$ 227.50	-	\$ 227.50	Vendor Stmt	Multiple	\$ 227.50	Pulte	Multiple	\$ 227.50	50.78%	\$ 115.53	49.22%	\$ 111.97	\$ 111.97	\$ 33.99	\$ 33.99	\$ 33.99	\$ 33.99	
27	Hard	FILING 08	Pulte	Nelson Pipeline	TAH: Filings 4, 5, 8, 13 - Infra	MULTIPLE	MULTIPLE	\$ -	-	\$ -	Vendor Stmt	Multiple	\$ 157,184.10	Pulte	Vendor Stmt	\$ 19,230.00	100.00%	\$ (16,875.00)	0.00%	\$ (16,875.00)	\$ (16,875.00)	\$ 8,437.50	\$ -	\$ -	\$ -	
27	Hard	FILING 10	Bridgewater	Lawson Construction Company	TAH Filing 10 - Curb and Gutter	MULTIPLE	MULTIPLE	\$ 1,716.95	\$ (35,000.04)	\$ 66,716.99	Multiple	Multiple	\$ 110,223.88	BWH	Multiple	\$ 110,223.88	0.00%	\$ -	100.00%	\$ 66,716.99	\$ 110,223.88	\$ 110,223.88	\$ 110,223.88	\$ 110,223.88	\$ 110,223.88	
28	Hard	FILING 08	Pulte	Autumn Landscaping	Landscare Tract 1 of TAH Filing	133254	08/28/23	\$ 58,289.80	-	\$ 58,289.80	Vendor Stmt	Multiple	01/15/24	\$ 9,024.50	Pulte	01/15/24	\$ 9,024.50	5.78%	\$ 521.80	94.22%	\$ 8,502.70	\$ 8,502.70	\$ 2,125.68	\$ 2,125.68	\$ 2,125.68	\$ 2,125.68
28	Hard	FILING 08	Pulte	CTL Thompson	Site Grading (390-90750) Infra	638308	08/31/22	\$ 9,024.50	-	\$ 9,024.50	Vendor Stmt	Multiple	01/15/24	\$ 9,024.50	Pulte	01/15/24	\$ 9,024.50	100.00%	\$ 9,024.50	100.00%	\$ 9,024.50	\$ 9,024.50	\$ 9,024.50	\$ 9,024.50	\$ 9,024.50	\$ 9,024.50
28	Hard	FILING 08	Pulte	CTL Thompson	Construction Grading (Waterline)	642511	09/20/21	\$ 4,053.30	-	\$ 4,053.30	Vendor Stmt	Multiple	01/15/24	\$ 4,053.30	Pulte	01/15/24	\$ 4,053.30	100.00%	\$ 4,053.30	100.00%	\$ 4,053.30	\$ 4,053.30	\$ 4,053.30	\$ 4,053.30	\$ 4,053.30	\$ 4,053.30
28	Soft	FILING 08	Pulte	CTL Thompson	Compaction Testing Subgrade	645501	10/31/22	\$ 916.00	-	\$ 916.00	Vendor Stmt	Multiple	01/15/24	\$ 916.00	Pulte	01/15/24	\$ 916.00	0.00%	\$ -	100.00%	\$ 916.00	\$ 916.00	\$ 916.00	\$ 916.00	\$ 916.00	\$ 916.00
28	Hard	FILING 08	Pulte	Denver Concrete Company	Walk, Grade Beam	25051.2	04/10/23	\$ 30,368.00	-	\$ 30,368.00	Vendor Stmt	Multiple	01/15/24	\$ 916.00	Pulte	01/15/24	\$ 916.00	0.00%	\$ -	100.00%	\$ 916.00	\$ 916.00	\$ 916.00	\$ 916.00	\$ 916.00	\$ 916.00
28	Hard	FILING 08	Pulte	Precise Striping	Biloxi Ct and Dusquesne Ct Str	9423	05/16/23	\$ 1,650.00	-	\$ 1,650.00	Vendor Stmt	Multiple	01/15/24	\$ 916.00	Pulte	01/15/24	\$ 916.00	0.00%	\$ -	100.00%	\$ 916.00	\$ 916.00	\$ 916.00	\$ 916.00	\$ 916.00	\$ 916.00
28	Hard	FILING 08	Pulte	R&S Retaining Walls	Install Allan Ashlar Retaining W	34594	05/06/23	\$ 7,093.00	-	\$ 7,093.00	Vendor Stmt	Multiple	01/15/24	\$ 916.00	Pulte	01/15/24	\$ 916.00	0.00%	\$ -	100.00%	\$ 916.00	\$ 916.00	\$ 916.00	\$ 916.00	\$ 916.00	\$ 916.00
28	Hard	FILING 08	Pulte	Y-C Concrete Options	Extra walk to Common Walk	10023108	07/06/23	\$ 2,326.00	-	\$ 2,326.00	Vendor Stmt	Multiple	01/15/24	\$ 916.00	Pulte	01/15/24	\$ 916.00	0.00%	\$ -	100.00%	\$ 916.00	\$ 916.00	\$ 916.00	\$ 916.00	\$ 916.00	\$ 916.00
28	Hard	FILING 08	Pulte	Y-C Concrete Options	Extra walk to Common Walk	10023109	07/06/23	\$ 2,326.00	-	\$ 2,326.00	Vendor Stmt	Multiple	01/15/24	\$ 916.00	Pulte	01/15/24	\$ 916.00	0.00%	\$ -	100.00%	\$ 916.00	\$ 916.00	\$ 916.00	\$ 916.00	\$ 916.00	\$ 916.00
28	Hard	FILING 08	Pulte	Y-C Concrete Options	Extra walk to Common Walk	10023110	07/06/23	\$ 2,326.00	-	\$ 2,326.00	Vendor Stmt	Multiple	01/15/24	\$ 9												

SUMMARY OF COSTS REVIEWED

VER NO	TYPE	FILING	SOURCE	VENDOR	DESCRIPTION	INV NO	INV DATE	INV AMT	RET/OCIP/DISC	FINAL INV AMT	CHK NO	PMT DATE	PMT AMT	PAYOR	DATE CLEARED	VER PMT AMT	% PRI	PRI AMT	% PUB	PUB AMT	CUR VER PUB AMT	STREETS	WATER	SANITATION	PARKS & REC	
28	Hard	FILING 14	RAH	Alpine Civil Construction	Aurora Highlands CSP-3	MULTIPLE	MULTIPLE	\$ 1,340,190.15	\$ 134,019.02	\$ 1,206,171.14	Multiple	Multiple	\$ 625,204.15	RAH	Multiple	\$ 625,204.15	3.55%	\$ 42,817.82	96.45%	\$ 1,163,353.32	\$ 582,386.34	\$ 582,386.34	-	-	-	-
28	Soft	FILING 14	RAH	B & S Surveying	TAH Filing 14 Updated Lot map	374538	09/09/23	\$ 3,452.00	-	\$ 3,452.00	XX	XX	\$ 3,452.00	RAH	XX	\$ 3,452.00	100.00%	\$ 3,452.00	0.00%	\$ -	\$ -	\$ -	\$ -	\$ -	\$ -	\$ -
28	Soft	FILING 14	RAH	Blue Mountain Erosion Control	TAH CSP-3 Filing 14 Erosion Control	17744	03/02/24	\$ 1,960.00	-	\$ 1,960.00	XX	XX	\$ 1,960.00	RAH	XX	\$ 1,960.00	58.54%	\$ 1,147.41	41.46%	\$ 812.59	\$ 812.59	\$ 203.15	\$ -	\$ 203.15	\$ -	\$ 203.15
28	Soft	FILING 14	RAH	CDPHE	FG01-COM145460 WQCD	WC641143853	08/07/23	\$ 540.00	-	\$ 540.00	-	-	\$ 540.00	RAH	01/15/24	\$ 540.00	58.54%	\$ 316.12	41.46%	\$ 223.88	\$ 223.88	\$ 55.97	\$ -	\$ 55.97	\$ -	\$ 55.97
28	Soft	FILING 14	RAH	City of Aurora	Inspection for 16 Lots - Filing 14	731435	09/22/23	\$ 2,400.00	-	\$ 2,400.00	XX	XX	\$ 2,400.00	RAH	XX	\$ 2,400.00	100.00%	\$ 2,400.00	0.00%	\$ -	\$ -	\$ -	\$ -	\$ -	\$ -	\$ -
28	Soft	FILING 14	RAH	City of Aurora	2022 PRV Vault Improvements	719333	07/03/23	\$ 3,646.00	-	\$ 3,646.00	XX	XX	\$ 3,646.00	RAH	01/15/24	\$ 3,646.00	58.54%	\$ 2,134.41	41.46%	\$ 1,511.59	\$ 1,511.59	\$ 377.90	\$ -	\$ 377.90	\$ -	\$ 377.90
28	Hard	FILING 14	RAH	Clear Creek Civil	2023-10 Aurora Highlands Filing	2551	08/28/23	\$ 1,725.00	-	\$ 1,725.00	Vendor Stmt	01/15/24	\$ 1,725.00	RAH	01/15/24	\$ 1,725.00	58.54%	\$ 1,009.83	41.46%	\$ 715.17	\$ 715.17	\$ 178.79	\$ -	\$ 178.79	\$ -	\$ 178.79
28	Hard	FILING 14	RAH	Clear Creek Civil	TAH Filing 14 Erosion Control	2023-11-121	09/14/23	\$ 2,467.84	-	\$ 2,467.84	XX	XX	\$ 2,467.84	RAH	XX	\$ 2,467.84	58.54%	\$ 1,444.70	41.46%	\$ 1,023.14	\$ 1,023.14	\$ 255.78	\$ -	\$ 255.78	\$ -	\$ 255.78
28	Hard	FILING 14	RAH	Clear Creek Civil	TAH Filing 14 Erosion Control	2023-11-11	11/12/23	\$ 4,695.00	-	\$ 4,695.00	XX	XX	\$ 4,695.00	RAH	XX	\$ 4,695.00	58.54%	\$ 2,748.50	41.46%	\$ 1,946.50	\$ 1,946.50	\$ 486.62	\$ -	\$ 486.62	\$ -	\$ 486.62
28	Hard	FILING 14	RAH	Clear Creek Civil	TAH Filing 14 Erosion Control	2023-11-163	10/09/23	\$ 10,476.00	-	\$ 10,476.00	XX	XX	\$ 10,476.00	RAH	XX	\$ 10,476.00	58.54%	\$ 6,132.76	41.46%	\$ 4,343.24	\$ 4,343.24	\$ 1,085.81	\$ -	\$ 1,085.81	\$ -	\$ 1,085.81
28	Hard	FILING 14	RAH	Clear Creek Civil	TAH Filing 14 Signage and Strip	2023-11-15	11/02/23	\$ 23,100.00	-	\$ 23,100.00	XX	XX	\$ 23,100.00	RAH	XX	\$ 23,100.00	58.54%	\$ 13,522.99	41.46%	\$ 9,577.01	\$ 9,577.01	\$ 2,394.25	\$ -	\$ 2,394.25	\$ -	\$ 2,394.25
28	Hard	FILING 14	RAH	Clear Creek Civil	TAH Filing 14 Erosion Control	2023-11-4	11/18/23	\$ 1,762.50	-	\$ 1,762.50	XX	XX	\$ 1,762.50	RAH	XX	\$ 1,762.50	58.54%	\$ 1,031.79	41.46%	\$ 730.71	\$ 730.71	\$ 182.68	\$ -	\$ 182.68	\$ -	\$ 182.68
28	Hard	FILING 14	RAH	Clear Creek Civil	TAH Filing 14 Erosion Control	2023-11-136	09/27/23	\$ 21,353.42	-	\$ 21,353.42	XX	XX	\$ 21,353.42	RAH	XX	\$ 21,353.42	58.54%	\$ 12,500.52	41.46%	\$ 8,852.90	\$ 8,852.90	\$ 2,213.22	\$ -	\$ 2,213.22	\$ -	\$ 2,213.22
28	Hard	FILING 14	RAH	Clear Creek Civil	TAH Filing 14 Erosion Control	2023-11-157	10/23/23	\$ 4,587.50	-	\$ 4,587.50	XX	XX	\$ 4,587.50	RAH	XX	\$ 4,587.50	58.54%	\$ 2,685.57	41.46%	\$ 1,901.93	\$ 1,901.93	\$ 475.48	\$ -	\$ 475.48	\$ -	\$ 475.48
28	Hard	FILING 14	RAH	Clear Creek Civil	TAH Filing 14 Erosion Control	2023-11-149	10/17/23	\$ 18,940.00	-	\$ 18,940.00	XX	XX	\$ 18,940.00	RAH	XX	\$ 18,940.00	58.54%	\$ 11,087.68	41.46%	\$ 7,852.32	\$ 7,852.32	\$ 1,963.08	\$ -	\$ 1,963.08	\$ -	\$ 1,963.08
28	Hard	FILING 14	RAH	Clear Creek Civil	TAH Filing 14 Erosion Control	2023-11-35	12/02/23	\$ 6,839.65	-	\$ 6,839.65	XX	XX	\$ 6,839.65	RAH	XX	\$ 6,839.65	58.54%	\$ 4,004.01	41.46%	\$ 2,835.64	\$ 2,835.64	\$ 708.91	\$ -	\$ 708.91	\$ -	\$ 708.91
28	Hard	FILING 14	RAH	Clear Creek Civil	TAH Filing 14 Erosion Control	2023-11-28	08/20/23	\$ 12,650.10	-	\$ 12,650.10	XX	XX	\$ 12,650.10	RAH	XX	\$ 12,650.10	58.54%	\$ 7,405.51	41.46%	\$ 5,244.59	\$ 5,244.59	\$ 1,311.15	\$ -	\$ 1,311.15	\$ -	\$ 1,311.15
28	Hard	FILING 14	RAH	Clear Creek Civil	TAH Filing 14 Erosion Control	2023-11-5	12/12/23	\$ 1,828.76	-	\$ 1,828.76	XX	XX	\$ 1,828.76	RAH	XX	\$ 1,828.76	58.54%	\$ 1,070.58	41.46%	\$ 758.18	\$ 758.18	\$ 189.55	\$ -	\$ 189.55	\$ -	\$ 189.55
28	Hard	FILING 14	RAH	Clear Creek Civil	TAH Filing 14 Signage and Strip	2023-11-14	12/26/23	\$ 3,600.00	-	\$ 3,600.00	XX	XX	\$ 3,600.00	RAH	XX	\$ 3,600.00	58.54%	\$ 2,107.48	41.46%	\$ 1,492.52	\$ 1,492.52	\$ 373.13	\$ -	\$ 373.13	\$ -	\$ 373.13
28	Hard	FILING 14	RAH	Clear Creek Civil	TAH Filing 14 Erosion Control	2023-11-142	10/02/23	\$ 14,882.10	-	\$ 14,882.10	XX	XX	\$ 14,882.10	RAH	XX	\$ 14,882.10	58.54%	\$ 8,712.14	41.46%	\$ 6,169.96	\$ 6,169.96	\$ 1,542.49	\$ -	\$ 1,542.49	\$ -	\$ 1,542.49
28	Hard	FILING 14	RAH	Clear Creek Civil	Filing 14 Landscaping	2023-48-1	10/27/23	\$ 35,850.00	\$ 3,585.00	\$ 32,265.00	XX	XX	\$ 32,265.00	RAH	XX	\$ 32,265.00	0.00%	\$ -	100.00%	\$ 32,265.00	\$ 32,265.00	\$ 16,132.50	\$ -	\$ -	\$ -	\$ 16,132.50
28	Hard	FILING 14	RAH	CMS Environmental Solutions	Weekly Inspections	138677	08/01/22	\$ 625.00	-	\$ 625.00	Vendor Stmt	01/15/24	\$ 625.00	RAH	Vendor Stmt	\$ 625.00	58.54%	\$ 365.88	41.46%	\$ 259.12	\$ 259.12	\$ 64.78	\$ -	\$ 64.78	\$ -	\$ 64.78
28	Soft	FILING 14	RAH	CMS Environmental Solutions	Permit Required Weekly Inspe	158641	10/01/23	\$ 625.00	-	\$ 625.00	XX	XX	\$ 625.00	RAH	XX	\$ 625.00	58.54%	\$ 365.88	41.46%	\$ 259.12	\$ 259.12	\$ 64.78	\$ -	\$ 64.78	\$ -	\$ 64.78
28	Soft	FILING 14	RAH	CMS Environmental Solutions	Permit Required Weekly Inspe	158587	08/01/23	\$ 625.00	-	\$ 625.00	XX	XX	\$ 625.00	RAH	XX	\$ 625.00	58.54%	\$ 365.88	41.46%	\$ 259.12	\$ 259.12	\$ 64.78	\$ -	\$ 64.78	\$ -	\$ 64.78
28	Soft	FILING 14	RAH	CMS Environmental Solutions	Permit Required Weekly Inspe	158585	09/01/23	\$ 625.00	-	\$ 625.00	XX	XX	\$ 625.00	RAH	XX	\$ 625.00	58.54%	\$ 365.88	41.46%	\$ 259.12	\$ 259.12	\$ 64.78	\$ -	\$ 64.78	\$ -	\$ 64.78
28	Soft	FILING 14	RAH	CMS Environmental Solutions	Permit Required Weekly Inspe	158585	09/01/23	\$ 625.00	-	\$ 625.00	XX	XX	\$ 625.00	RAH	XX	\$ 625.00	58.54%	\$ 365.88	41.46%	\$ 259.12	\$ 259.12	\$ 64.78	\$ -	\$ 64.78	\$ -	\$ 64.78
28	Soft	FILING 14	RAH	CMS Environmental Solutions	Permit Required Weekly Inspe	158587	10/01/23	\$ 625.00	-	\$ 625.00	XX	XX	\$ 625.00	RAH	XX	\$ 625.00	58.54%	\$ 365.88	41.46%	\$ 259.12	\$ 259.12	\$ 64.78	\$ -	\$ 64.78	\$ -	\$ 64.78
28	Hard	FILING 14	RAH	ProSystems	Aurora Highlands - Street Light	2	01/19/23	\$ 168,657.40	\$ 10,531.81	\$ 158,125.59	x	x	\$ 160,224.53	RAH	xx	\$ 91,496.20	0.00%	\$ -	100.00%	\$ 158,125.59	\$ 91,496.20	\$ 91,496.20	\$ -	\$ -	\$ -	\$ -
28	Soft	FILING 14	RAH	Rasanti Consulting Services	Dry Utility Consulting - Aurora	2610	06/30/23	\$ 763.75	-	\$ 763.75	Vendor Stmt	01/15/24	\$ 763.75	RAH	01/15/24	\$ 763.75	100.00%	\$ 763.75	0.00%	\$ -	\$ -	\$ -	\$ -	\$ -	\$ -	\$ -
28	Soft	FILING 14	RAH	Rasanti Consulting Services	TAH Filing 14 - Dry Utility Cons	2664	09/30/23	\$ 747.50	-	\$ 747.50	XX	XX	\$ 747.50	RAH	XX	\$ 747.50	100.00%	\$ 747.50	0.00%	\$ -	\$ -	\$ -	\$ -	\$ -	\$ -	\$ -
28	Hard	FILING 14	RAH	Xcel Energy	TAH Filing 14 New Gas Distribu	1388128	11/12/23	\$ 54,280.00	-	\$ 54,280.00	XX	XX	\$ 54,280.00	RAH	XX	\$ 54,280.00	100.00%	\$ 54,280.00	0.00%	\$ -	\$ -	\$ -	\$ -	\$ -	\$ -	\$ -
28	Hard	FILING 14	RAH	Xcel Energy	TAH Filing 14 New Gas Distribu	13881559	10/27/23	\$ 15,613.23	-	\$ 15,613.23	XX	XX	\$ 15,613.23	RAH	XX	\$ 15,613.23	100.00%	\$ 15,613.23	0.00%	\$ -	\$ -	\$ -	\$ -	\$ -	\$ -	\$ -
28	Hard	FILING 14	RAH	Xcel Energy	TAH Filing 14 Transformer Relo	13966506	10/06/23	\$ 14,757.23	-	\$ 14,757.23	XX	XX	\$ 14,757.23	RAH	XX	\$ 14,757.23	0.00%	\$ -	100.00%	\$ 14,757.23	\$ 14,757.23	\$ 14,757.23	\$ -	\$ -	\$ -	\$ -
28	Hard	FILING 14	RAH	Xcel Energy	TAH Filing 14 - Relocate Electric	14140256	11/23/23	\$ 3,416.29	-	\$ 3,416.29	XX	XX	\$ 3,416.29	RAH	XX	\$ 3,416.29	0.00%	\$ -	100.00%	\$ 3,416.29	\$ 3,416.29	\$ 3,416.29	\$ -	\$ -	\$ -	\$ -
28	Hard	FILING 15	TM	AG Wassenaar	22000MAS 220001-220356 TA	INV015739	11/22/23	\$ 4,360.00	-	\$ 4,360.00	Vendor Stmt	01/01/24	\$ 4,360.00	TM	01/15/23	\$ 4,360.00	100.00%	\$ 4,360.00	0.00%	\$ -	\$ -	\$ -	\$ -	\$ -	\$ -	\$ -
28	Hard	FILING 15	TM	AG Wassenaar	206125F -Aurora Highlands PA	INV014533	10/31/23	\$ 7,550.00	-	\$ 7,550.00	Vendor Stmt	01/01/24	\$ 7,550.00	TM	01/15/23	\$ 7,550.00	0.00%	\$ -	100.00%	\$ 7,550.00	\$ 7,550.00	\$ 1,887.50	\$ -	\$ 1,887.50	\$ -	\$ 1,887.50
28	Hard	FILING 15	TM	AG Wassenaar	206125F -Aurora Highlands PA	INV016614	11/30/23	\$ 850.00	-	\$ 850.00	Vendor Stmt	01/01/24	\$ 850.00	TM	01/15/23	\$ 850.00	0.00%	\$ -	100.00%	\$ 850.00	\$ 850.00	\$ 212.50	\$ -	\$ 212.50	\$ -	\$ 212.50
28	Soft	FILING 15	TM	Aztec Consultants	33821-03 Aurora Highlands Filing	153196	10/16/23	\$ 13,416.67	-	\$ 13,416.67	Vendor Stmt	10/30/23	\$ 13,416.67	TM	12/14/23	\$ 2,809.00	62.79%	\$ 8,424.67	37.21%	\$ 4,992.00	\$ 4,992.00	\$ 728.00	\$ -	\$ 728.00	\$ -	\$ 728.00
28	Hard	FILING 15	TM	Blue Tec	General Erosion Control	24019	08/21/23	\$ 1,283.75	-	\$ 1,283.75	Vendor Stmt	01/01/24	\$ 1,283.75	TM	01/15/23	\$ 1,283.75	57.04%	\$ 731.16	42.96%	\$ 559.59	\$ 559.59	\$ 137.65	\$ -	\$ 137.65	\$ -	\$ 137.65
28	Hard	FILING 15	TM	Blue Tec	General Erosion Control	24038	08/27/23	\$ 5,762.75	-	\$ 5,762.75	Vendor Stmt	01/01/24	\$ 5,762.75	TM	01/15/23	\$ 5,762.75	57.04%	\$ 3,287.28	42.96%	\$ 2,475.47	\$ 2,475.47	\$ 618.87				

SUMMARY OF COSTS REVIEWED

VER NO	TYPE	FILING	SOURCE	VENDOR	DESCRIPTION	INV NO	INV DATE	INV AMT	RET/OCP/DISC	FINAL INV AMT	CHK NO	PMT DATE	PMT AMT	PAYOR	DATE CLEARED	VER PMT AMT	% PRI	PRI AMT	% PUB	PUB AMT	CUR VER PUB AMT	STREETS	WATER	SANITATION	PARKS & REC
					TOTALS for VERIFICATION NO ->	03		\$ 1,664,883.73	\$ 123,264.55	\$ 1,541,619.18			\$ 1,541,619.18			\$ 1,541,619.18	\$ 424,955.16	\$ 1,116,664.02	\$ 1,116,664.02	\$ 998,351.48	\$ 39,033.64	\$ 40,695.29	\$ 38,583.61		
					TOTALS for VERIFICATION NO ->	04		\$ 6,862,781.35	\$ 611,215.55	\$ 6,251,565.80			\$ 5,400,147.59			\$ 1,191,450.54	\$ 1,191,450.54	\$ 5,060,115.26	\$ 4,353,622.20	\$ 2,404,419.87	\$ 1,056,513.20	\$ 491,374.60	\$ 401,314.53		
					TOTALS for VERIFICATION NO ->	05		\$ 2,354,880.14	\$ 126,811.90	\$ 2,228,068.24			\$ 1,468,598.84			\$ 1,468,598.84	\$ 450,476.06	\$ 1,777,592.19	\$ 1,067,440.67	\$ 898,447.66	\$ 63,249.04	\$ 52,454.45	\$ 53,289.52		
					TOTALS for VERIFICATION NO ->	06		\$ 8,214,776.72	\$ 407,356.46	\$ 7,807,420.26			\$ 4,626,187.56			\$ 3,703,136.82	\$ 3,703,136.82	\$ 4,104,283.44	\$ 2,210,801.54	\$ 723,104.85	\$ 522,187.71	\$ 495,944.37	\$ 469,564.60		
					TOTALS for VERIFICATION NO ->	07		\$ 6,921,071.09	\$ 157,436.11	\$ 6,763,634.99			\$ 6,807,868.94			\$ 4,764,595.02	\$ 4,764,595.02	\$ 1,999,039.97	\$ 3,289,107.32	\$ 715,143.06	\$ 812,166.28	\$ 1,145,159.23	\$ 616,638.76		
					TOTALS for VERIFICATION NO ->	08		\$ 2,689,454.99	\$ 111,003.10	\$ 2,578,451.89			\$ 4,167,408.92			\$ 1,053,703.89	\$ 1,053,703.89	\$ 1,524,208.00	\$ 1,382,543.55	\$ 276,412.37	\$ 372,667.45	\$ 509,088.42	\$ 224,375.31		
					TOTALS for VERIFICATION NO ->	09		\$ 2,900,255.94	\$ 76,953.11	\$ 2,823,302.83			\$ 3,905,231.91			\$ 854,309.73	\$ 854,309.73	\$ 1,989,405.11	\$ 2,027,546.09	\$ 569,884.88	\$ 566,646.96	\$ 724,890.67	\$ 166,123.58		
					TOTALS for VERIFICATION NO ->	10		\$ 436,489.71	\$ (345,719.46)	\$ 780,766.57			\$ 1,171,861.84			\$ 327,628.58	\$ 327,628.58	\$ 453,137.99	\$ 889,952.44	\$ 156,628.72	\$ 371,903.07	\$ 315,559.53	\$ 45,861.12		
					TOTALS for VERIFICATION NO ->	11		\$ 3,854,174.00	\$ 186,375.60	\$ 3,501,516.91			\$ 3,939,039.24			\$ 907,263.78	\$ 907,263.78	\$ 2,649,888.06	\$ 3,573,417.16	\$ 1,886,246.15	\$ 967,061.39	\$ 366,536.77	\$ 353,572.85		
					TOTALS for VERIFICATION NO ->	12		\$ 1,455,452.62	\$ 59,020.58	\$ 1,396,432.04			\$ 1,420,562.99			\$ 747,628.02	\$ 747,628.02	\$ 648,851.53	\$ 741,385.45	\$ 222,232.14	\$ 191,822.83	\$ 127,379.83	\$ 199,950.64		
					TOTALS for VERIFICATION NO ->	13		\$ 3,446,815.95	\$ 114,617.79	\$ 3,488,979.73			\$ 2,772,144.11			\$ 837,146.30	\$ 837,146.30	\$ 2,626,921.43	\$ 2,069,424.24	\$ 1,022,366.16	\$ 391,142.89	\$ 420,817.81	\$ 235,097.38		
					TOTALS for VERIFICATION NO ->	14		\$ 3,717,821.68	\$ 168,829.41	\$ 3,496,078.96			\$ 3,391,377.12			\$ 650,189.62	\$ 650,189.62	\$ 2,845,889.34	\$ 2,579,420.04	\$ 1,973,282.72	\$ 79,258.10	\$ 86,264.50	\$ 440,614.73		
					TOTALS for VERIFICATION NO ->	15		\$ 2,142,485.65	\$ 78,860.95	\$ 2,074,567.30			\$ 2,568,317.86			\$ 2,594,326.88	\$ 2,594,326.88	\$ 1,810,698.93	\$ 2,284,840.76	\$ 1,693,999.48	\$ 211,418.87	\$ 159,500.60	\$ 219,921.81		
					TOTALS for VERIFICATION NO ->	16		\$ 6,244,360.05	\$ 172,511.63	\$ 6,071,848.42			\$ 5,674,767.72			\$ 1,856,312.51	\$ 1,856,312.51	\$ 4,215,535.91	\$ 3,728,588.13	\$ 1,172,980.81	\$ 965,623.68	\$ 1,259,238.22	\$ 330,745.42		
					TOTALS for VERIFICATION NO ->	17		\$ 1,027,238.81	\$ 88,088.49	\$ 939,150.32			\$ 1,533,491.30			\$ 125,165.05	\$ 125,165.05	\$ 813,985.27	\$ 1,158,048.48	\$ 1,213,751.66	\$ 14,509.98	\$ (31,197.66)	\$ (39,015.51)		
					TOTALS for VERIFICATION NO ->	18		\$ 70,250.95	\$ 3,654.65	\$ 66,596.31			\$ 317,720.20			\$ 54,202.20	\$ 54,202.20	\$ 30,309.26	\$ 30,691.47	\$ 7,672.87	\$ 7,672.87	\$ 7,672.87	\$ 7,672.87		
					TOTALS for VERIFICATION NO ->	19		\$ 679,594.83	\$ 8,103.65	\$ 671,491.17			\$ 695,161.79			\$ 1,738,181.75	\$ 1,738,181.75	\$ 485,127.06	\$ 487,706.61	\$ 397,043.29	\$ 32,069.08	\$ 26,480.39	\$ 32,113.85		
					TOTALS for VERIFICATION NO ->	20		\$ 123,972.52	\$ (369,510.01)	\$ 501,983.73			\$ 1,004,576.49			\$ 635,506.19	\$ 635,506.19	\$ 418,620.78	\$ 572,923.80	\$ 474,884.95	\$ 55,243.41	\$ 31,338.66	\$ 11,456.78		
					TOTALS for VERIFICATION NO ->	21		\$ 4,190,148.92	\$ 258,614.18	\$ 3,931,534.73			\$ 4,220,908.41			\$ 733,823.63	\$ 733,823.63	\$ 3,197,711.11	\$ 3,432,487.45	\$ 2,410,392.58	\$ 704,357.88	\$ 232,285.45	\$ 85,451.54		
					TOTALS for VERIFICATION NO ->	22		\$ 677,839.03	\$ 13,937.97	\$ 662,381.06			\$ 581,657.87			\$ 294,226.06	\$ 294,226.06	\$ 368,155.01	\$ 321,567.40	\$ 235,758.71	\$ 28,330.13	\$ 28,506.93	\$ 28,971.63		
					TOTALS for VERIFICATION NO ->	23		\$ 1,076,248.53	\$ 91,591.48	\$ 984,657.05			\$ 1,010,845.87			\$ 61,828.46	\$ 61,828.46	\$ 922,828.59	\$ 946,806.51	\$ 57,291.81	\$ 282,031.96	\$ 587,179.84	\$ 20,302.89		
					TOTALS for VERIFICATION NO ->	24		\$ 1,363,871.97	\$ (83,853.25)	\$ 1,447,725.21			\$ 1,409,485.95			\$ 348,977.71	\$ 348,977.71	\$ 1,098,747.50	\$ 1,072,697.00	\$ 660,493.61	\$ 129,217.21	\$ 133,816.26	\$ 149,169.91		
					TOTALS for VERIFICATION NO ->	25		\$ 1,422,695.61	\$ 119,910.70	\$ 1,302,784.91			\$ 1,298,419.86			\$ 26,588.63	\$ 26,588.63	\$ 1,276,196.29	\$ 1,274,440.87	\$ 841,854.08	\$ 390,317.55	\$ 23,451.98	\$ 18,817.26		
					TOTALS for VERIFICATION NO ->	26		\$ 10,427,797.93	\$ 352,890.82	\$ 10,074,907.11			\$ 10,068,284.11			\$ 292,076.02	\$ 292,076.02	\$ 9,782,831.09	\$ 9,781,475.25	\$ 6,090,007.95	\$ 2,176,995.96	\$ 1,502,113.96	\$ 12,357.38		
					TOTALS for VERIFICATION NO ->	27		\$ 32,399.45	\$ (35,000.04)	\$ 67,399.49			\$ 268,090.48			\$ 130,136.38	\$ 130,136.38	\$ 83,927.89	\$ 127,506.75	\$ 118,763.34	\$ 101.97	\$ 101.97	\$ 8,539.47		
					TOTALS for VERIFICATION NO ->	28		\$ 5,449,600.07	\$ (10,836.54)	\$ 5,460,436.55			\$ 4,788,279.25			\$ 4,719,387.26	\$ 4,719,387.26	\$ 4,034,229.37	\$ 3,473,326.69	\$ 2,095,492.55	\$ 595,887.16	\$ 500,235.95	\$ 281,711.03		

EXHIBIT B

SUMMARY OF DOCUMENTS REVIEWED

SUMMARY OF DOCUMENTS REVIEWED

SERVICE PLANS

- First Amended and Restated Service Plan for Aerotropolis Area Coordinating Metropolitan District, City of Aurora, Colorado, prepared by McGeady Becher, P.C., approved October 16, 2017

DISTRICT AGREEMENTS

- Capital Construction and Reimbursement Agreement (In-Tract Improvements), by and between The Aurora Highlands Community Board and Aurora Highlands, LLC, effective June 24, 2020
- Waiver and Release of Reimbursement Rights, by and between The Aurora Highlands Community Authority Board, Aurora Highlands, LLC, and Pulte Home Company, LLC, effective May 10, 2021
- Waiver and Release of Reimbursement Rights, by and between The Aurora Highlands Community Board, Aurora Highlands, LLC, and Richmond American Homes of Colorado, Inc., effective April 10, 2020

PROFESSIONAL REPORTS

- The Aurora Highlands, Filing No. 2, Stormwater Management Plan, prepared by HR Green Development, LLC, approved November 17, 2020

LAND SURVEY DRAWINGS

- The Aurora Highlands Subdivision Filing No. 1, prepared by Aztec Consultants, Inc., dated July 8, 2019
- The Aurora Highlands Subdivision Filing No. 2, prepared by Aztec Consultants, Inc., recorded November 13, 2020 at Reception No. 2020000118550
- The Aurora Highlands Subdivision Filing No. 3, prepared by Aztec Consultants, Inc., dated October 19, 2019
- The Aurora Highlands Subdivision Filing No. 4, prepared by Aztec Consultants, Inc., dated February 14, 2020
- The Aurora Highlands Subdivision Filing No. 5, prepared by Aztec Consultants, Inc., dated April 6, 2020
- The Aurora Highlands Subdivision Filing No. 6, prepared by Aztec Consultants, Inc., dated May 12, 2020
- The Aurora Highlands Subdivision Filing No. 7, prepared by Aztec Consultants, Inc., dated May 13, 2020
- The Aurora Highlands Subdivision Filing No. 8, prepared by Aztec Consultants, Inc., dated May 14, 2020
- The Aurora Highlands Subdivision Filing No. 9, prepared by Aztec Consultants, Inc., dated December 28, 2021

-
- The Aurora Highlands Subdivision Filing No. 10, prepared by Aztec Consultants, Inc., dated May 21, 2020
- The Aurora Highlands Subdivision Filing No. 11, prepared by Aztec Consultants, Inc., dated June 16, 2020
- The Aurora Highlands Subdivision Filing No. 13, prepared by Aztec Consultants, Inc., dated June 17, 2020
- The Aurora Highlands Subdivision Filing No. 14, prepared by Aztec Consultants, Inc., dated November 9, 2020
- The Aurora Highlands Subdivision Filing No. 15, prepared by Aztec Consultants, Inc., dated November 9, 2020
- The Aurora Highlands Subdivision Filing No. 16, prepared by Aztec Consultants, Inc., dated March 17, 2021
- The Aurora Highlands Subdivision Filing No. 17, prepared by Aztec Consultants, Inc., dated January 14, 2022
- The Aurora Highlands Subdivision Filing No. 18, prepared by Aztec Consultants, Inc., dated December 9, 2021
- The Aurora Highlands Subdivision Filing No. 19, prepared by Aztec Consultants, Inc., dated January 11, 2022

CIVIL ENGINEERING DRAWINGS

- The Aurora Highlands Contextual Site Plan No. 1, prepared by HR Green Development, LLC, dated February 20, 2019
- The Aurora Highlands Subdivision Filing No. 1 Civil Plans and Storm Water Management Plan, prepared by HR Green Development, LLC, approved February 19, 2020
- The Aurora Highlands Subdivision Filing No. 2 Civil Plans and Storm Water Management Plan, prepared by HR Green Development, LLC, approved November 17, 2020
- The Aurora Highlands Subdivision Filing No. 4 Area Grading Plan, prepared by HR Green Development, LLC, dated May 21, 2020
- The Aurora Highlands Subdivision Filing No. 5 Area Grading Plan, prepared by HR Green Development, LLC, dated August 18, 2020
- The Aurora Highlands Subdivision Filing No. 8 Area Grading Plan, prepared by HR Green Development, LLC, dated December 18, 2020
- The Aurora Highlands Subdivision Filing No. 4 Civil Plans and Storm Water Management Plan, prepared by HR Green Development, LLC, approved February 25, 2021
- The Aurora Highlands Subdivision Filing No. 5 Civil Plans and Storm Water Management Plan, prepared by HR Green Development, LLC, approved April 7, 2021

CONSULTANT CONTRACTS

- Aztec Consultants, Inc., Work Order for Surveying Services for TAH Filings 4 5 8, dated March 12, 2021, Fully Executed
- CTL Thompson Inc., Work Order for Construction Testing and Observation Services for TAH Filings 4 5 8, dated March 12, 2021, Fully Executed
- Contour Services, LLC, Work Order for Construction Management Services, The Aurora Highlands Filing 4, 5, and 8, dated March 31, 2021, Fully Executed
- HG Green Development, LLC, Statement of Services for Engineering and Surveying Services for TAH 4 5 8 13, dated December 18, 2020, Fully Executed
- Norris Design, Scope of Work for Planning Services and Landscape Architectural Services, dated November 24, 2020, Fully Executed

CONSULTANT INVOICES

- See Exhibit A - Summary of Costs Reviewed

CONTRACTOR CONTRACTS

- Public Service Company of Colorado d/b/a Xcel Energy, On-Site Distribution Extension Agreement (Electric), executed March 9, 2020
- Public Service Company of Colorado d/b/a Xcel Energy, Frost Agreement, executed March 31, 2020
- Qwest Corporation d/b/a CenturyLink QC, Provisioning Agreement for Housing Developments, to provide distribution facilities to 118 planned units, dated June 16, 2020
- Stormwater Logistics, Inc., Work Order for Erosion Control Installation and Maintenance for TAH Filings 4, 5, & 8, dated March 12, 2021, Fully Executed

CONTRACTOR PAY APPLICATIONS

- See *Summary of Costs Reviewed*

Req. 19 - InTract Improvement Cost Certification 28 - Prior Costs 2-12-24

Computation Interval: Annual

Nominal Annual Rate: 8.000%

Cash Flow Data - Loans and Payments

	Event	Date	Amount	Number	Period	End Date	Memo
1	Loan	06/29/2020	21,718.58	1			Bridge - COA
2	Loan	02/03/2021	26,686.49	1			Bridge - COA
3	Loan	04/14/2021	5,155.35	1			Bridge - COA
4	Loan	08/06/2021	1,559.22	1			Bridge - COA
5	Loan	09/01/2021	78,134.22	1			Bridge - COA
6	Loan	03/22/2022	173.90	1			Bridge - COA
7	Loan	04/06/2022	57.97	1			Bridge - COA
8	Loan	05/16/2022	171.22	1			Bridge - COA
9	Loan	06/23/2022	57.97	1			Bridge - COA
10	Loan	08/03/2022	319.00	1			Bridge - COA
11	Loan	12/07/2022	8,410.00	1			Bridge - COA
12	Loan	12/07/2022	11,310.00	1			Bridge - COA
13	Loan	12/07/2022	1,450.00	1			Bridge - COA
14	Loan	11/10/2023	229.10	1			Tripointe - CMS
15	Loan	11/28/2023	5,330.97	1			Tripointe - Aztec
16	Loan	11/28/2023	101,548.95	1			Tripointe - Concrete
17	Loan	11/28/2023	182,957.10	1			Tripointe - New West
18	Loan	11/28/2023	5,000.00	1			Tripointe - Precise
19	Loan	12/12/2023	709.30	1			Tripointe - AG
20	Loan	12/12/2023	989.72	1			Tripointe - TraceAir
21	Loan	12/14/2023	4,992.00	1			TM - Aztec
22	Loan	12/14/2023	229.10	1			Tripointe - CMS
23	Loan	12/19/2023	17,049.00	1			Century - CTL
24	Loan	12/19/2023	485.08	1			Century - CMS
25	Loan	01/01/2024	432,082.86	1			Tripointe - Nelson
26	Loan	01/03/2024	1,255.86	1			Century - Pase
27	Loan	01/04/2024	233.81	1			Century - CMS
28	Loan	01/04/2024	151.35	1			Century - CMS
29	Loan	01/11/2024	8,052.19	1			Century - Aztec
30	Loan	01/15/2024	1,530.00	1			TM - Norris
31	Loan	01/15/2024	916.00	1			Plute - CTL
32	Loan	01/15/2024	8,400.00	1			TM - AG
33	Loan	01/15/2024	4,053.50	1			Plute - CTL
34	Loan	01/15/2024	23,200.52	1			TM - Bluetec
35	Loan	01/17/2024	15,075.00	1			Century - Harlee
36	Loan	01/24/2024	8,089.95	1			Bridge - Rocky Mtn
37	Loan	01/24/2024	19,748.39	1			Bridge - SRM

Req. 19 - InTract Improvement Cost Certification 28 - Prior Costs 2-12-24

	Event	Date	Amount	Number	Period	End Date	Memo
38	Loan	01/24/2024	308,239.66	1			Bridge - HR
39	Loan	01/24/2024	175,696.71	1			Bridge - Norris
40	Loan	01/24/2024	10,154.00	1			Bridge - Page
41	Loan	01/24/2024	144,799.00	1			Bridge - Prosystems
42	Loan	02/12/2024	91,496.20	1			RAH - Prosystems
43	Loan	02/12/2024	18,173.52	1			RAH - Xcel
44	Loan	02/12/2024	259.12	1			RAH - CMS
45	Loan	02/12/2024	1,207.66	1			Bridge - COA
46	Loan	02/12/2024	267,333.13	1			Bridge - Nelson
47	Loan	02/12/2024	192,603.37	1			Century - Concrete
48	Loan	02/12/2024	1,909.71	1			Bridge - COA
49	Loan	02/12/2024	538,082.99	1			RAH - Liberty
50	Loan	02/12/2024	777.36	1			RAH - CMS
51	Loan	02/12/2024	44,379.00	1			RAH - AG
52	Loan	02/12/2024	582,386.34	1			RAH - Alpine
53	Loan	02/12/2024	812.59	1			RAH - Blue Mtn
54	Loan	02/12/2024	223.88	1			RAH - CDPHE
55	Loan	02/12/2024	1,511.59	1			RAH - COA
56	Loan	02/12/2024	85,708.80	1			RAH - Clearcreek
57	Loan	02/12/2024	1,554.72	1			RAH - CMS
58	Loan	02/12/2024	8,503.67	1			Century - Aztec

TValue Amortization Schedule - U.S. Rule, 365 Day Year, Open Balance

	Date	Loan	Payment	Interest Accrued	Interest Paid	Principal Paid	Balance Due			Memo
							Interest	Principal	Total	
Loan	06/29/2020	21,718.58		0.00	0.00	0.00	0.00	21,718.58	21,718.58	Bridge - COA
2020 Totals		21,718.58	0.00	0.00	0.00	0.00				
Loan	02/03/2021	26,686.49		1,042.49	0.00	0.00	1,042.49	48,405.07	49,447.56	Bridge - COA
Loan	04/14/2021	5,155.35		742.65	0.00	0.00	1,785.14	53,560.42	55,345.56	Bridge - COA
Loan	08/06/2021	1,559.22		1,338.28	0.00	0.00	3,123.42	55,119.64	58,243.06	Bridge - COA
Loan	09/01/2021	78,134.22		314.11	0.00	0.00	3,437.53	133,253.86	136,691.39	Bridge - COA
2021 Totals		111,535.28	0.00	3,437.53	0.00	0.00				
Loan	03/22/2022	173.90		5,899.68	0.00	0.00	9,337.21	133,427.76	142,764.97	Bridge - COA
Loan	04/06/2022	57.97		438.67	0.00	0.00	9,775.88	133,485.73	143,261.61	Bridge - COA
Loan	05/16/2022	171.22		1,170.29	0.00	0.00	10,946.17	133,656.95	144,603.12	Bridge - COA
Loan	06/23/2022	57.97		1,113.20	0.00	0.00	12,059.37	133,714.92	145,774.29	Bridge - COA
Loan	08/03/2022	319.00		1,201.60	0.00	0.00	13,260.97	134,033.92	147,294.89	Bridge - COA
Loan	12/07/2022	8,410.00		3,701.54	0.00	0.00	16,962.51	142,443.92	159,406.43	Bridge - COA
Loan	12/07/2022	11,310.00		0.00	0.00	0.00	16,962.51	153,753.92	170,716.43	Bridge - COA
Loan	12/07/2022	1,450.00		0.00	0.00	0.00	16,962.51	155,203.92	172,166.43	Bridge - COA
2022 Totals		21,950.06	0.00	13,524.98	0.00	0.00				
Loan	11/10/2023	229.10		11,497.85	0.00	0.00	28,460.36	155,433.02	183,893.38	Tripointe - CMS
Loan	11/28/2023	5,330.97		613.22	0.00	0.00	29,073.58	160,763.99	189,837.57	Tripointe - Aztec

Req. 19 - InTract Improvement Cost Certification 28 - Prior Costs 2-12-24

	Date	Loan	Payment	Interest Accrued	Interest Paid	Principal Paid	Balance Due			Memo
							Interest	Principal	Total	
Loan	11/28/2023	101,548.95		0.00	0.00	0.00	29,073.58	262,312.94	291,386.52	Tripointe - Concrete
Loan	11/28/2023	182,957.10		0.00	0.00	0.00	29,073.58	445,270.04	474,343.62	Tripointe - New West
Loan	11/28/2023	5,000.00		0.00	0.00	0.00	29,073.58	450,270.04	479,343.62	Tripointe - Precise
Loan	12/12/2023	709.30		1,381.65	0.00	0.00	30,455.23	450,979.34	481,434.57	Tripointe - AG
Loan	12/12/2023	989.72		0.00	0.00	0.00	30,455.23	451,969.06	482,424.29	Tripointe - TraceAir
Loan	12/14/2023	4,992.00		198.12	0.00	0.00	30,653.35	456,961.06	487,614.41	TM - Aztec
Loan	12/14/2023	229.10		0.00	0.00	0.00	30,653.35	457,190.16	487,843.51	Tripointe - CMS
Loan	12/19/2023	17,049.00		501.03	0.00	0.00	31,154.38	474,239.16	505,393.54	Century - CTL
Loan	12/19/2023	485.08		0.00	0.00	0.00	31,154.38	474,724.24	505,878.62	Century - CMS
2023 Totals		319,520.32	0.00	14,191.87	0.00	0.00				
Loan	01/01/2024	432,082.86		1,352.64	0.00	0.00	32,507.02	906,807.10	939,314.12	Tripointe - Nelson
Loan	01/03/2024	1,255.86		397.50	0.00	0.00	32,904.52	908,062.96	940,967.48	Century - Pase
Loan	01/04/2024	233.81		199.03	0.00	0.00	33,103.55	908,296.77	941,400.32	Century - CMS
Loan	01/04/2024	151.35		0.00	0.00	0.00	33,103.55	908,448.12	941,551.67	Century - CMS
Loan	01/11/2024	8,052.19		1,393.78	0.00	0.00	34,497.33	916,500.31	950,997.64	Century - Aztec
Loan	01/15/2024	1,530.00		803.51	0.00	0.00	35,300.84	918,030.31	953,331.15	TM - Norris
Loan	01/15/2024	916.00		0.00	0.00	0.00	35,300.84	918,946.31	954,247.15	Plute - CTL
Loan	01/15/2024	8,400.00		0.00	0.00	0.00	35,300.84	927,346.31	962,647.15	TM - AG
Loan	01/15/2024	4,053.50		0.00	0.00	0.00	35,300.84	931,399.81	966,700.65	Plute - CTL
Loan	01/15/2024	23,200.52		0.00	0.00	0.00	35,300.84	954,600.33	989,901.17	TM - Bluetec
Loan	01/17/2024	15,075.00		418.45	0.00	0.00	35,719.29	969,675.33	1,005,394.62	Century - Harlee
Loan	01/24/2024	8,089.95		1,487.72	0.00	0.00	37,207.01	977,765.28	1,014,972.29	Bridge - Rocky Mtn
Loan	01/24/2024	19,748.39		0.00	0.00	0.00	37,207.01	997,513.67	1,034,720.68	Bridge - SRM
Loan	01/24/2024	308,239.66		0.00	0.00	0.00	37,207.01	1,305,753.33	1,342,960.34	Bridge - HR
Loan	01/24/2024	175,696.71		0.00	0.00	0.00	37,207.01	1,481,450.04	1,518,657.05	Bridge - Norris
Loan	01/24/2024	10,154.00		0.00	0.00	0.00	37,207.01	1,491,604.04	1,528,811.05	Bridge - Page
Loan	01/24/2024	144,799.00		0.00	0.00	0.00	37,207.01	1,636,403.04	1,673,610.05	Bridge - Prosystems
Loan	02/12/2024	91,496.20		6,814.61	0.00	0.00	44,021.62	1,727,899.24	1,771,920.86	RAH - Prosystems
Loan	02/12/2024	18,173.52		0.00	0.00	0.00	44,021.62	1,746,072.76	1,790,094.38	RAH - Xcel
Loan	02/12/2024	259.12		0.00	0.00	0.00	44,021.62	1,746,331.88	1,790,353.50	RAH - CMS
Loan	02/12/2024	1,207.66		0.00	0.00	0.00	44,021.62	1,747,539.54	1,791,561.16	Bridge - COA
Loan	02/12/2024	267,333.13		0.00	0.00	0.00	44,021.62	2,014,872.67	2,058,894.29	Bridge - Nelson
Loan	02/12/2024	192,603.37		0.00	0.00	0.00	44,021.62	2,207,476.04	2,251,497.66	Century - Concrete
Loan	02/12/2024	1,909.71		0.00	0.00	0.00	44,021.62	2,209,385.75	2,253,407.37	Bridge - COA
Loan	02/12/2024	538,082.99		0.00	0.00	0.00	44,021.62	2,747,468.74	2,791,490.36	RAH - Liberty
Loan	02/12/2024	777.36		0.00	0.00	0.00	44,021.62	2,748,246.10	2,792,267.72	RAH - CMS
Loan	02/12/2024	44,379.00		0.00	0.00	0.00	44,021.62	2,792,625.10	2,836,646.72	RAH - AG
Loan	02/12/2024	582,386.34		0.00	0.00	0.00	44,021.62	3,375,011.44	3,419,033.06	RAH - Alpine
Loan	02/12/2024	812.59		0.00	0.00	0.00	44,021.62	3,375,824.03	3,419,845.65	RAH - Blue Mtn
Loan	02/12/2024	223.88		0.00	0.00	0.00	44,021.62	3,376,047.91	3,420,069.53	RAH - CDPHE
Loan	02/12/2024	1,511.59		0.00	0.00	0.00	44,021.62	3,377,559.50	3,421,581.12	RAH - COA
Loan	02/12/2024	85,708.80		0.00	0.00	0.00	44,021.62	3,463,268.30	3,507,289.92	RAH - Clearcreek
Loan	02/12/2024	1,554.72		0.00	0.00	0.00	44,021.62	3,464,823.02	3,508,844.64	RAH - CMS

Req. 19 - InTract Improvement Cost Certification 28 - Prior Costs 2-12-24

	Date	Loan	Payment	Interest Accrued	Interest Paid	Principal Paid	Balance Due			Memo
							Interest	Principal	Total	
Loan	02/12/2024	8,503.67		0.00	0.00	0.00	44,021.62	3,473,326.69	3,517,348.31	Century - Aztec
2024 Totals		2,998,602.45	0.00	12,867.24	0.00	0.00				
Grand Totals		3,473,326.69	0.00	44,021.62	0.00	0.00				

An open balance of 3,517,348.31 remains on 2/12/2024.

ANNUAL PERCENTAGE RATE	FINANCE CHARGE	Amount Financed	Total of Payments
The cost of your credit as a yearly rate.	The dollar amount the credit will cost you.	The amount of credit provided to you or on your behalf.	The amount you will have paid after you have made all payments as scheduled.
Undefined	\$0.00	\$3,473,326.69	\$0.00

Report 28 - \$3,473,326.69

Interest \$44,021.63

Total: \$3,517,348.31



The Aurora Highlands Coordinated Metropolitan Districts Community Manager's Report

Submitted to: The Aurora Highlands Coordinated Metropolitan Districts- Board of Directors
Meeting Date: February 15, 2024 - 1:00 pm

- Community Management Items:
 - ✓ CARC procedural document has been updated and sent to CAB counsel for review.
 - ✓ CARC liaison continues: Collaboration with Bridgewater on current submissions.
 - ✓ Coordination with CLA for collection of payments for the facilities fees and CARC review fees is an ongoing effort.
 - ✓ Tri Pointe has submitted their Xeric options for front yard installation to the City for review. The City advises their review is underway.
 - ✓ The assist to Taylor Morrison in Filing 15 with meter addressing for their park and facilitation of agreement for transfer of ownership is nearing completion.
 - ✓ Covenant Control actions to address outliers for back yard landscaping installation, continues. We ask Residents for an approved plan during Winter deferral so they can commence installation when the deferral period ends.
 - ✓ Provided redlined HB to counsel over fencing and City of Aurora ordinance changes. Language added on ADU's. Followed up with Fairfield & Woods for final review.
 - ✓ For the reservation system, the mapping of assets has been completed, and the calendar is loaded to the community website, although not yet published. A pricing analysis commences to provide recommendation on rental fees of community assets.
 - ✓ The carousel processes to include a user manual, operating checklists, emergency plan and procedures, and certifications of trained operators has been completed; waiting for the 2024 certificate of insurance to provide to the State of Colorado.
 - ✓ Planning of 2024 events is in full swing including: movies, concerts, the Town Hall, and an Independence Day event to name just a few. Working on the creation of a Social Committee to help with Community Events.

Other items or follow-up items requested by the Board:

Violation Report

Date: 2/9/2024

Record Count: 64

Next Fine Amount	Violation Date	Status	Violation	Violation #
	2/7/2024	Open	Not approved by Architectural Review	2024-TAH-00032
	2/1/2024	Open	Holiday Decorations	2024-TAH-00011
	2/1/2024	Open	Trash cans stored in a visible area	2024-TAH-00012
	2/1/2024	Open	Trash cans stored in a visible area	2024-TAH-00013
	2/1/2024	Open	Holiday Decorations	2024-TAH-00014
	2/1/2024	Open	Holiday Decorations	2024-TAH-00015
	2/1/2024	Open	Holiday Decorations	2024-TAH-00016
	2/1/2024	Open	Trash cans stored in a visible area	2024-TAH-00017
	2/1/2024	Open	Holiday Decorations	2024-TAH-00018
	2/1/2024	Open	Trash cans stored in a visible area	2024-TAH-00019
	2/1/2024	Open	Trash cans stored in a visible area	2024-TAH-00020
	2/1/2024	Open	Landscape Bed Maintenance	2024-TAH-00021
	2/1/2024	Open	Trash cans stored in a visible area	2024-TAH-00022
	2/1/2024	Open	Holiday Decorations	2024-TAH-00023
	2/1/2024	Open	Trash cans stored in a visible area	2024-TAH-00024
	2/1/2024	Open	Holiday Decorations	2024-TAH-00025
	2/1/2024	Open	Trash cans stored in a visible area	2024-TAH-00026
	2/1/2024	Open	Holiday Decorations	2024-TAH-00027
	2/1/2024	Open	Holiday Decorations	2024-TAH-00028
	2/1/2024	Open	Trash cans stored in a visible area	2024-TAH-00029
	2/1/2024	Open	Improperly contained trash	2024-TAH-00030
	2/1/2024	Open	Holiday Decorations	2024-TAH-00031
	1/24/2024	Open	Lighting	2024-TAH-00004
	1/4/2024	Open	Fence Maintenance	2024-TAH-00006
	1/4/2024	Open	Trash cans stored in a visible area	2024-TAH-00007
	1/4/2024	Open	Trash cans stored in a visible area	2024-TAH-00005
	1/4/2024	Open	Trash cans stored in a visible area	2024-TAH-00008
	1/4/2024	Open	Trash cans stored in a visible area	2024-TAH-00009
100.00	12/18/2023	Open	Unauthorized Lease	2023-TAH-00376
	11/9/2023	Open	Improper maintenance	2023-TAH-00370
	10/12/2023	Open	Initial Landscaping	2023-TAH-00331
100.00	10/12/2023	Open	Initial Landscaping	2023-TAH-00330
100.00	10/12/2023	Open	Landscape Bed Maintenance	2023-TAH-00339
100.00	10/12/2023	Past Due	Improperly Stored Item(s)	2023-TAH-00343
100.00	10/12/2023	Open	Initial Landscaping	2023-TAH-00301
100.00	10/12/2023	Open	Initial Landscaping	2023-TAH-00320
100.00	10/12/2023	Open	Improperly Stored Item(s)	2023-TAH-00351
100.00	9/7/2023	Open	Changes not approved by ARC	2023-TAH-00304
	9/7/2023	Open	Dead Plants	2023-TAH-00316
	9/7/2023	Open	Dead Tree	2023-TAH-00317
100.00	9/7/2023	Open	Initial Landscaping	2023-TAH-00279
	9/7/2023	Open	Dead Tree	2023-TAH-00311
	9/7/2023	Open	Dead Tree	2023-TAH-00312
100.00	9/7/2023	Open	Dead Tree	2023-TAH-00315
250.00	9/7/2023	Open	Improperly Stored Item(s)	2023-TAH-00309
	8/24/2023	Open	Dead Tree	2023-TAH-00281
	8/24/2023	Open	Dead Tree	2023-TAH-00282
	8/24/2023	Open	Dead Tree	2023-TAH-00285
100.00	8/24/2023	Open	Dead Tree	2023-TAH-00286
	8/3/2023	Open	Missing plants	2023-TAH-00270
250.00	6/16/2023	Open	Initial Landscaping	2023-TAH-00220
100.00	6/14/2023	Open	Initial Landscaping	2023-TAH-00211
500.00	6/8/2023	Open	Excessive weeds	2023-TAH-00191
100.00	5/25/2023	Open	Dead Tree	2023-TAH-00121
500.00	5/25/2023	Open	Excessive weeds	2023-TAH-00140
500.00	5/25/2023	Open	Excessive weeds	2023-TAH-00135
500.00	4/24/2023	Open	Initial Landscaping	2023-TAH-00088
500.00	4/24/2023	Open	Initial Landscaping	2023-TAH-00086
500.00	4/24/2023	Open	Initial Landscaping	2023-TAH-00081
500.00	4/20/2023	Open	Initial Landscaping	2023-TAH-00076
250.00	4/19/2023	Open	Initial Landscaping	2023-TAH-00069
250.00	4/19/2023	Open	Initial Landscaping	2023-TAH-00059
500.00	9/9/2022	Open	Initial Landscaping	2022-TAH-00090
500.00	7/1/2022	Open	Initial Landscaping	2022-TAH-00047