THE AURORA HIGHLANDS COMMUNITY AUTHORITY BOARD ("CAB")

8390 East Crescent Parkway, Suite 300
Greenwood Village, CO 80111
Phone: 303-779-5710
https://theaurorahighlands.specialdistrict.net/

NOTICE OF REGULAR MEETING AND AGENDA

Board of Directors:	Office:	Term/Expiration:
Matt Hopper (AACMD Rep.)	President	2025/May 2025
Carla Ferreira (AACMD Rep.)	Vice President	2025/May 2025
Michael Sheldon (TAH 1–3 & 6 Rep.)	Treasurer/Asst. Secretary	2023/May 2023
VACANT	Assistant Secretary	2023/May 2023
Cynthia (Cindy) Shearon (AACMD Rep.)	Assistant Secretary	2023/May 2023
Kathleen Sheldon (ATEC 1 Rep.)	Assistant Secretary	2023/May 2023
Deanna Hopper (ATEC 2 Rep.)	Assistant Secretary	2023/May 2023
Denise Denslow	Secretary	N/A

DATE: **October 20, 2022**
TIME: **1:00 P.M.**
PLACE: **Construction Trailer (formerly Information Center)**
3900 E. 470 Beltway
Aurora, CO 80019

THERE WILL BE AT LEAST ONE PERSON PRESENT AT THE ABOVE-REFERENCED PHYSICAL LOCATION. THIS CAB BOARD MEETING WILL ALSO BE ACCESSIBLE BY VIDEO ENABLED WEB CONFERENCE. IF YOU WOULD LIKE TO ATTEND THIS MEETING, PLEASE JOIN THE VIDEO ENABLED WEB CONFERENCE VIA ZOOM AT:

Join Zoom Meeting
https://zoom.us/j/96576976056?pwd=NjFiQ25pVnAzSE80WFpGWnJMaTNqUT09

Meeting ID: 965 7697 6056
Passcode: 800276
One tap mobile
1-253-215-8782,*800276#

I. ADMINISTRATIVE MATTERS

A. Present disclosures of potential conflicts of interest.

B. Confirm Quorum, location of meeting and posting of meeting notices. Approve Agenda.

C. Public Comment. Members of the public may express their views to the Board on matters that affect the CAB that are otherwise not on the agenda. Comments will be limited to three (3) minutes per person.

II. CONSENT AGENDA

Consent Agenda – These items are considered to be routine and will be ratified by one motion. There will be no separate discussion of these items unless a board member so requests; in which event, the item will be removed from the Consent Agenda and considered in the Regular Agenda.

- Review and consider approval of September 15, 2022 regular meeting minutes (enclosure).
- Rescind approval of Master Service Agreement for Public Art Coordination and related Task Orders by and between the CAB and Innovative Sculpture Design LLC.

III. FINANCIAL MATTERS

A. Review and consider approval of payment of claims for operating costs, in the amount of $218,539.63 (numbers based upon information available at time of preparation of Agenda, final numbers to be presented by accountant at meeting) (enclosure).

B. Review and accept cash position report dated August 31, 2022, updated as of October 14, 2022 (enclosure).

C. Discuss and consider approval of acceptance of the CAB and Aerotropolis Area Coordinating Metropolitan District ("**AACMD**") Engineer's Report and Verification of Costs Associated with Public Improvements Draw No. 52 Engineer's Report and Verification of Costs No. 30 prepared by Schedio Group LLC (enclosure).

1. Discuss and consider approval of Project Funding Requisition No. 22, under the CAB's Special Tax Revenue Refunding and Improvement Bonds, Series 2021A related to the CAB and AACMD Engineer's Report and Verification of Costs Associated with Public Improvements Draw No. 52 Engineer's Report and Verification of Costs No. 30 prepared by Schedio Group LLC (enclosure).

D. Discuss and consider approval of acceptance of the CAB and AACMD Engineer's Report and Verification of Costs Associated with Public Improvements, In-Tract Improvements / In Tract Home Builder Expenses, Engineer's Report and Verification of Costs No. 12 prepared by Schedio Group LLC (enclosure).

1. Discuss and consider approval of Project Funding Requisition No. 23 under the CAB's Special Tax Revenue Refunding and Improvement Bonds, Series 2021A related to the CAB and AACMD Engineer's Report and Verification of Costs Associated with Public Improvements, In-Tract Improvements / In Tract Home Builder Expenses, Engineer's Report and Verification of Costs No. 12 prepared by Schedio Group LLC (enclosure).

E. Bond Committee Report.

1. Acknowledge termination of Engagement Letter by and between the CAB and Jefferies, LLC for Underwriter services.

2. Acknowledge approval of Engagement Letter by and between the CAB and Piper Sandler & Co. for Underwriter/Placement Agent services (enclosure).

3. Acknowledge approval of updated Engagement Letter by and between the CAB and Sherman & Howard L.L.C. as CAB Special Counsel (enclosure).

F. Update regarding Special Tax Revenue Bonds, Series $2022_{(A)}$ (or Series $2023_{(A)}$, as applicable), in the maximum aggregate principal amount of up to $200,000,000 (ATEC MD No. 1 / Commercial) ("**2022A Bonds**").

G. Discuss the CAB's proposed Subordinate Special Tax Revenue Bonds, Series $2022_{(B)}$ (or Series $2023_{(B)}$, as applicable), in the maximum aggregate principal amount of up to $100,000,000 (ATEC MD No. 1 / Commercial) ("**2022B Bonds**").

H. FIRST READING (BUDGET MATTERS)

1. Discuss need for amendment of the 2022 Budget.

2. Discuss proposed 2023 Budget (enclosure).

3. Consider approval, at this First Reading, of placement of consideration of approval of the proposed Amendment to the 2022 Budget and the 2023 Budget on the Agenda for a Second Reading during the Public Hearing to be held on these Budgets on November 17, 2022 at 1:00 p.m. at the Construction Trailer, 3900 E. 470 Beltway, Aurora, CO 80019 and via Zoom.

IV. MANAGER MATTERS

A. Manager's Report.

V. COVENANT ENFORCEMENT AND COMMUNITY ENGAGEMENT MATTERS

A. Update from Timberline District Consulting, LLC (enclosures).

VI. LEGAL MATTERS

A. Acknowledge approval of Intergovernmental Agreement for the Funding and Reimbursement of Drainage Improvements by and between the CAB and Windler Public Improvement Authority (enclosure).

VII. OTHER BUSINESS

A. Other.

VIII. BOARD MEMBER MATTERS

A. Other.

IX. EXECUTIVE SESSION

X. ADJOURNMENT

THE NEXT REGULAR MEETING IS SCHEDULED FOR NOVEMBER 17, 2022.

RECORD OF PROCEEDINGS

MINUTES OF A REGULAR MEETING OF THE BOARD OF DIRECTORS OF THE AURORA HIGHLANDS COMMUNITY AUTHORITY BOARD ("CAB") HELD SEPTEMBER 15, 2022

A regular meeting of the Board of Directors of the CAB, County of Adams (referred to hereafter as the "Board") was convened on Thursday, September 15, 2022 at 1:24 p.m. at the Construction Trailer, 3900 E. 470 Beltway, Aurora, Colorado. The CAB Board meeting was accessible both in person at the physical meeting location, and via videoconference.

Directors in Attendance Were:
Matt Hopper (AACMD Rep.)
Carla Ferreira (AACMD Rep.)
Michael Sheldon (TAH MD Nos. 1, 2, 3 and 6 Rep.)
Cynthia Shearon (AACMD Rep.)

The absence of Directors Kathleen Sheldon and Deanna Hopper were excused.

Also in Attendance Were:
MaryAnn McGeady, Esq., Jon Hoistad, Esq. and Elisabeth A. Cortese, Esq.; McGeady Becher P.C.
Denise Denslow, Shauna D'Amato, Zach Leavitt and Gina Karapetyan; CliftonLarsonAllen LLP
Cristina Madrigal and Ashley Meyers; Timberline District Consulting, LLC ("**Timberline**")
Michael Baldwin and Aliraza Hassan; Jefferies LLC
Jason Burningham; Lewis Young Robertson & Burningham, Inc.
Hannah Harriman and Arianne Myers; JHL Constructors, Inc.
Kristine Lay, Esq.; Kutak Rock LLP
Sarah Ferreyros (briefly) and Michael Ferreyros; member of the public

ADMINISTRATIVE MATTERS

Disclosure of Potential Conflicts of Interest: Attorney McGeady discussed the requirements of Colorado law to disclose any potential conflicts of interest or potential breaches of fiduciary duty of the Board of Directors to the Secretary of State. The members of the Board were requested to disclose any potential conflicts of interest with regard to any matters scheduled for discussion at this meeting, and incorporated for the record those applicable disclosures made by the Board members prior to this meeting in accordance with statute. It was noted that the disclosures of potential conflicts of interest were filed with the Secretary of State for all Directors. No new conflicts were disclosed.

Quorum/Confirmation of Meeting Location/Posting of Notice: Director M. Hopper confirmed a quorum for the regular meeting. The Board entered into a discussion regarding the requirements of Section 32-1-903(1), C.R.S., concerning the location of the CAB's Board meeting. Following discussion, upon motion duly made by Director M. Sheldon, seconded by Director Ferreira and, upon vote unanimously carried, the Board determined to conduct this meeting at the above-stated location, with participants attending both in person and via videoconference. The Board further noted that notice providing the time, date and location of the meeting was duly posted and that no objections, or any requests that the means of hosting the meeting be changed by taxpaying electors within the CAB's boundaries have been received.

Agenda: The Board considered the proposed Agenda for the CAB's regular meeting. Following discussion, upon motion duly made by Director M. Sheldon, seconded by Director Ferreira and, upon vote unanimously carried, the Agenda was approved, as amended, to include the addition of consideration of approval of Project Fund Requisition No. 21 under Financial Matters.

Public Comment: Mr. Ferreyros requested that the Board make playground development a priority. Director Ferreira invited Mr. Ferreyros to the Information Center to see the planned parks and reported that playground equipment had been selected and is going through the City of Aurora's approval process.

CONSENT AGENDA

The Board considered the following actions:

August 18, 2022 Regular Meeting Minutes:

Following discussion, upon motion duly made by Director M. Sheldon, seconded by Director Ferreira and, upon vote unanimously carried, the Board ratified and/or approved of the Consent Agenda items, as presented.

FINANCIAL MATTERS

Payment of Claims for Operating Costs: Ms. Karapetyan reviewed the claims for operating costs with the Board and requested authorization for utilities to be set up on autopay. Following discussion, upon a motion duly made by Director Ferreira, seconded by Director M. Sheldon and, upon vote unanimously carried, the Board approved the payment of claims for operating costs in the amount of $116,827.30, and authorized Ms. Karapetyan to proceed with setting up autopay for utilities as discussed.

Cash Position Report dated July 31, 2022, updated as of September 9, 2022: Ms. Karapetyan reviewed the Cash Position Report with the Board. Following review, upon a motion duly made by Director M. Sheldon, seconded by Director Ferreira and, upon vote unanimously carried, the Board accepted the Cash Position Reported dated July 31, 2022, updated as of September 9, 2022.

CAB and Aerotropolis Area Coordinating Metropolitan District ("AACMD") Engineer's Report and Verification of Costs Associated with Public Improvements Draw No. 51 Engineer's Report and Verification of Costs No. 29 prepared by Schedio Group LLC ("Engineer's Report No. 29"): Director M. Hopper reviewed Engineer's Report No. 29 with the Board. Following review, upon a motion duly made by Director M. Hopper, seconded by Director M. Sheldon and, upon vote unanimously carried, the Board approved Engineer's Report No. 29.

Project Funding Requisition No. 19, under the CAB's Special Tax Revenue Refunding and Improvement Bonds, Series 2021A related to Engineer's Report No. 29 ("Project Funding Requisition No. 19"): Director M. Hopper reviewed Project Funding Requisition No. 19 with the Board. Following review, upon a motion duly made by Director M. Hopper, seconded by Director Ferreira and, upon vote unanimously carried, the Board approved Project Funding Requisition No. 19.

CAB and AACMD Engineer's Report and Verification of Costs Associated with Public Improvements, In-Tract Improvements / In Tract Home Builder Expenses, Engineer's Report and Verification of Costs No. 11 prepared by Schedio Group LLC ("Engineer's In-Tract Report No. 11"): Director M. Hopper reviewed Engineer's In-Tract Report No. 11 with the Board. Following review, upon a motion duly made by Director M. Hopper, seconded by Director Ferreira and, upon vote unanimously carried, the Board approved Engineer's In-Tract Report No. 11.

Project Funding Requisition No. 20 under the CAB's Special Tax Revenue Refunding and Improvement Bonds, Series 2021A related to Engineer's In-Tract Report No. 11: Director M. Hopper reviewed with the Board. Following review and discussion, upon a motion duly made by Director M. Hopper, seconded by Director Ferreira and, upon vote unanimously carried, the Board approved Project Funding Requisition No. 20 under the CAB's Special Tax Revenue Refunding and Improvement Bonds, Series 2021A related to Engineer's In-Tract Report No. 11.

Project Funding Requisition No. 21, under the CAB's Special Tax Revenue Refunding and Improvement Bonds, Series 2021A ("Project Funding Requisition No. 21"): Ms. Karapetyan reviewed Project Funding Requisition No. 21 with the Board. Following review and discussion, upon a motion duly made by Director M. Hopper, seconded by Director M. Sheldon and, upon vote unanimously carried, the Board approved Project Funding Requisition No. 21. Director M. Hopper requested that there be an Engineer's Report and Verification of Costs prepared and presented to the Board at the October meeting relative to Project Funding Requisition No. 21.

Special Tax Revenue Bonds, Series 2022 (or Series 2023, as applicable), in the aggregate principal amount of up to $200,000,000 (ATEC MD No. 1 / Commercial) ("2022 Bonds"):

SECOND READING (2022 BONDS)

Resolution authorizing the issuance of the CAB's 2022 Bonds, for the purpose of financing certain public improvements serving occupants, property owners and taxpayers within the CAB's service area and paying the costs incidental to the issuance of the 2022 Bonds; approving forms of an indenture of trust, bond purchase agreement, continuing disclosure agreement, and other related financing documents and instruments; authorizing the execution and delivery thereof and performance by the CAB thereunder; appointing a CAB Representative to act on behalf of the CAB under such indenture of trust; appointing an Authorized Delegate to make certain determinations relating to the 2022 Bonds as authorized under Section 11-57-205, C.R.S.; authorizing incidental action; establishing the effective date thereof; and repealing prior inconsistent actions ("Bond Resolution"): The Board opened the public hearing. Attorney McGeady presented the Bond Resolution, explaining that it extends the term during which the 2022 Bonds may be issued for up to 12 months and would allow the 2022 Bonds to issue pursuant to multiple indentures.

Following discussion, upon a motion duly made by Director M. Sheldon, seconded by Director Ferreira and, upon vote unanimously carried, the Board appointed Director M. Hopper to act as the CAB Representative under the Indenture of trust.

Upon a motion duly made by Director M. Sheldon, seconded by Director Ferreira and, upon vote unanimously carried, the Board appointed Director M. Hopper as the Authorized Delegate.

Following discussion, upon a motion duly made by Director M. Sheldon, seconded by Director Ferreira and, upon vote unanimously carried by roll call, the Board adopted the 2022 Bond Resolution, appointed Director M. Hopper to act as the CAB Representative under the Indenture of Trust, as the Authorized Delegate to make certain determinations relating to the 2022 Bonds as authorized under Section 11-57-205, C.R.S., and authorized a committee to make any necessary changes to the members of the bond team/working group as necessary to facilitate the issuance of the 2022 Bonds.

MANAGER MATTERS

Manager's Report: There was no report.

RECORD OF PROCEEDINGS

COMMUNITY MANAGEMENT AND COVENANT ENFORCEMENT MATTERS	**Update from Timberline:** Ms. Madrigal reviewed the information provided in the meeting packet with the Board.
LEGAL MATTERS	**Other**: None.
OTHER BUSINESS	**Public Art Agreement by and between the CAB and Innovative Sculpture Design LLC ("Public Art Agreement"):** Attorney Hoistad reviewed the Public Art Agreement with the Board, noting that he will coordinate the new process with Hunter Brown, who is the artist on the current projects. Following discussion, upon a motion duly made by Director M. Hopper, seconded by Director Ferreira and, upon vote unanimously carried, the Board approved the Public Art Agreement. **Task Order No. 01 to Public Art Agreement for Asclepius Sculpture ("Task Order No. 01 to Public Art Agreement"):** Attorney Hoistad reviewed Task Order No. 01 to Public Art Agreement with the Board. Following discussion, upon a motion duly made by Director M. Hopper, seconded by Director Ferreira and, upon vote unanimously carried, the Board approved Task Order No. 01 to Public Art Agreement, in an amount not to exceed $156,269.75. **Task Order No. 01 to Master Service Agreement ("MSA") for Public Art Coordination by and between the CAB and Innovative Sculpture Design LLC for Coordination Services ("Task Order No. 01 to MSA"):** Attorney Hoistad reviewed Task Order No. 01 to MSA with the Board. Following discussion, upon a motion duly made by Director M. Hopper, seconded by Director Ferreira and, upon vote unanimously carried, the Board approved Task Order No. 01 to MSA, in the amount of $0.00. **Task Order No. 02 to MSA for Public Art Coordination by and between the CAB and Innovative Sculpture Design LLC for Public Art Installation ("Task Order No. 02 to MSA"):** Attorney Hoistad reviewed Task Order No. 02 to MSA with the Board. Following discussion, upon a motion duly made by Director M. Hopper, seconded by Director Ferreira and, upon vote unanimously carried, the Board approved Task Order No. 02 to MSA, in the amount of $0.00.
BOARD MEMBER MATTERS	**Public Art Installation:** Director Ferreira provided an update on the public art program.
EXECUTIVE SESSION	None.

RECORD OF PROCEEDINGS

ADJOURNMENT

There being no further items before the Board, upon motion duly made by Director Ferreira, seconded by Director M. Sheldon and, upon vote unanimously carried, the meeting was adjourned at 1:56 p.m.

Respectfully submitted,

By _____
Secretary for the Meeting

The Aurora Highlands CAB
Check List
All Bank Accounts

October 12, 2022 - October 18, 2022

Check Number	Check Date	Payee		Amount
Vendor Checks				
1170	10/14/22	Caliber Software		595.75
1171	10/14/22	CEGR LAW		3,269.00
1172	10/14/22	CliftonLarsonAllen LLP		40,747.64
1173	10/14/22	CNA SURETY		765.00
1174	10/14/22	CO Department of Public Health		135.00
1175	10/14/22	CO Special Dist. Prop & Liab. Pool		15,259.00
1176	10/14/22	Community Investors Inc/ Frontsteps		378.75
1177	10/14/22	Fairfield and Woods, P.C.		350.00
1178	10/14/22	Gift Baskets Unlimited Inc.		1,201.75
1179	10/14/22	McGeady Becher P.C.		114,500.32
1180	10/14/22	Suter Media Relations		2,500.00
1181	10/14/22	T. Charles Wilson Insurance Service		3,465.00
ACH	10/18/22	Waste Management		2,837.35
ACH	10/12/22	Aurora Water		29,318.92
ACH	10/18/22	Xcel Energy		1,557.81
ACH	10/12/22	Aurora Water		1,658.34
			Vendor Check Total	218,539.63
			Check List Total	218,539.63

Check count = 16

The Aurora Highlands CAB
Cash Requirement Report - Detailed

All Dates

GL Account	Description		Gross Open Amount	Discount Available	Net Open Amount	Cash Required
AUROR	**Aurora Water**					
Reference:	518701-190568		Date: 09/22/22		Discount exp date:	
GL AP account:	102500		Due date: 09/22/22		Payment term:	
107702	Irrigation/Water - Aurora Water		326.12			
		Totals	326.12	0.00	326.12	326.12
Reference:	518701-190582		Date: 09/22/22		Discount exp date:	
GL AP account:	102500		Due date: 09/22/22		Payment term:	
107702	Irrigation/Water - Aurora Water		1,244.76			
		Totals	1,244.76	0.00	1,244.76	1,244.76
Reference:	518701-192234		Date: 09/22/22		Discount exp date:	
GL AP account:	102500		Due date: 09/22/22		Payment term:	
107702	Irrigation/Water - Aurora Water		413.58			
		Totals	413.58	0.00	413.58	413.58
Reference:	518701-188818		Date: 09/22/22		Discount exp date:	
GL AP account:	102500		Due date: 09/22/22		Payment term:	
107702	Irrigation/Water - Aurora Water		4,950.07			
		Totals	4,950.07	0.00	4,950.07	4,950.07
Reference:	518701-188816		Date: 09/22/22		Discount exp date:	
GL AP account:	302500		Due date: 09/22/22		Payment term:	
107702	Irrigation/Water - Aurora Water		24,042.73			
		Totals	24,042.73	0.00	24,042.73	24,042.73
		Totals for Aurora Water	30,977.26	0.00	30,977.26	30,977.26
CALI	**Caliber Software**					
Reference:	INV128097		Date: 07/01/22		Discount exp date:	
GL AP account:	102500		Due date: 07/01/22		Payment term:	
107570	Covenant Enforcement - Caliber Software		108.00			
		Totals	108.00	0.00	108.00	108.00
Reference:	INV122452		Date: 07/01/22		Discount exp date:	
GL AP account:	102500		Due date: 07/01/22		Payment term:	
107570	Covenant Enforcement - Caliber Software		108.00			
		Totals	108.00	0.00	108.00	108.00
Reference:	INV123474		Date: 07/01/22		Discount exp date:	
GL AP account:	102500		Due date: 07/01/22		Payment term:	
107570	Covenant Enforcement - Caliber Software		108.25			
		Totals	108.25	0.00	108.25	108.25
Reference:	INV134024		Date: 09/30/22		Discount exp date:	
GL AP account:	102500		Due date: 09/30/22		Payment term:	
107570	Covenant Enforcement - Caliber Software		48.75			
		Totals	48.75	0.00	48.75	48.75
Reference:	INV141972		Date: 09/30/22		Discount exp date:	
GL AP account:	102500		Due date: 09/30/22		Payment term:	
107570	Covenant Enforcement - Caliber Software		105.75			
		Totals	105.75	0.00	105.75	105.75
Reference:	INV144084		Date: 10/01/22		Discount exp date:	
GL AP account:	102500		Due date: 10/01/22		Payment term:	

The Aurora Highlands CAB
Cash Requirement Report - Detailed

All Dates

GL Account	Description	Gross Open Amount	Discount Available	Net Open Amount	Cash Required
107570	Covenant Enforcement - Caliber Software	117.00			
	Totals	117.00	0.00	117.00	117.00
	Totals for Caliber Software	595.75	0.00	595.75	595.75
CDPHE	**CO Department of Public Health**				
Reference:	WC231123164	Date:	08/23/22	Discount exp date:	
GL AP account:	102500	Due date:	08/23/22	Payment term:	
107480	Miscellaneous - CO Department of Public Health	135.00			
	Totals	135.00	0.00	135.00	135.00
	Totals for CO Department of Public Health	135.00	0.00	135.00	135.00
CEGR	**CEGR LAW**				
Reference:	11041.001 SEP22	Date:	09/30/22	Discount exp date:	
GL AP account:	102500	Due date:	09/30/22	Payment term:	
107460	Legal - CEGR LAW	3,269.00			
	Totals	3,269.00	0.00	3,269.00	3,269.00
	Totals for CEGR LAW	3,269.00	0.00	3,269.00	3,269.00
CLA	**CliftonLarsonAllen LLP**				
Reference:	3407066	Date:	08/31/22	Discount exp date:	
GL AP account:	102500	Due date:	08/31/22	Payment term:	
107441	District Management - Accounting"ATEC1"	1,122.71			
	Totals	1,122.71	0.00	1,122.71	1,122.71
Reference:	3407067	Date:	08/31/22	Discount exp date:	
GL AP account:	102500	Due date:	08/31/22	Payment term:	
107441	District Management - Accounting"TAH1"	1,473.15			
	Totals	1,473.15	0.00	1,473.15	1,473.15
Reference:	3407217	Date:	08/31/22	Discount exp date:	
GL AP account:	102500	Due date:	08/31/22	Payment term:	
107446	Billing & Fee Collection - Accounting"TAHCAB"	3,510.16			
	Totals	3,510.16	0.00	3,510.16	3,510.16
Reference:	3408146	Date:	08/31/22	Discount exp date:	
GL AP account:	102500	Due date:	08/31/22	Payment term:	
101241	Due from TAH 6 - Accounting"TAH6"	854.70			
	Totals	854.70	0.00	854.70	854.70
Reference:	3408145	Date:	08/31/22	Discount exp date:	
GL AP account:	102500	Due date:	08/31/22	Payment term:	
107441	District Management - AccountingTAHCAB"	5,738.52			
	Totals	5,738.52	0.00	5,738.52	5,738.52
Reference:	3414984	Date:	08/31/22	Discount exp date:	
GL AP account:	102500	Due date:	08/31/22	Payment term:	
101241	Due from TAH 6 - Accounting"TAH6"	1,697.33			
	Totals	1,697.33	0.00	1,697.33	1,697.33
Reference:	3414820	Date:	08/31/22	Discount exp date:	
GL AP account:	102500	Due date:	08/31/22	Payment term:	

The Aurora Highlands CAB
Cash Requirement Report - Detailed
All Dates

GL Account	Description	Gross Open Amount	Discount Available	Net Open Amount	Cash Required
107000	Accounting - CliftonLarsonAllen LLP"TAH1"	340.99			
	Totals	340.99	0.00	340.99	340.99
Reference:	3414830	Date: 08/31/22		Discount exp date:	
GL AP account:	102500	Due date: 08/31/22		Payment term:	
107000	Accounting - CliftonLarsonAllen LLP"ATEC1"	826.61			
	Totals	826.61	0.00	826.61	826.61
Reference:	3415336	Date: 08/31/22		Discount exp date:	
GL AP account:	102500	Due date: 08/31/22		Payment term:	
107000	Accounting - CliftonLarsonAllen LLP	8,355.90			
	Totals	8,355.90	0.00	8,355.90	8,355.90
Reference:	3415336	Date: 08/31/22		Discount exp date:	
GL AP account:	302500	Due date: 08/31/22		Payment term:	
307000	Accounting - CliftonLarsonAllen LLP	1,904.96			
	Totals	1,904.96	0.00	1,904.96	1,904.96
Reference:	3415396	Date: 08/31/22		Discount exp date:	
GL AP account:	102500	Due date: 08/31/22		Payment term:	
107000	Accounting - CliftonLarsonAllen LLP	10,506.04			
	Totals	10,506.04	0.00	10,506.04	10,506.04
Reference:	3407064	Date: 08/31/22		Discount exp date:	
GL AP account:	102500	Due date: 08/31/22		Payment term:	
107441	District Management - Accounting	4,416.57			
	Totals	4,416.57	0.00	4,416.57	4,416.57
	Totals for CliftonLarsonAllen LLP	40,747.64	0.00	40,747.64	40,747.64
CNA	**CNA SURETY**				
Reference:	14646548	Date: 10/07/22		Discount exp date:	
GL AP account:	102500	Due date: 10/07/22		Payment term:	
101255	Prepaid Insurance - Insurance and bonds"TAH1"	255.00			
	Totals	255.00	0.00	255.00	255.00
Reference:	14646539	Date: 10/07/22		Discount exp date:	
GL AP account:	102500	Due date: 10/07/22		Payment term:	
101255	Prepaid Insurance - Insurance and bonds"TAH2"	255.00			
	Totals	255.00	0.00	255.00	255.00
Reference:	14646412	Date: 10/07/22		Discount exp date:	
GL AP account:	102500	Due date: 10/07/22		Payment term:	
101255	Prepaid Insurance - Insurance and bonds"AACMD"	255.00			
	Totals	255.00	0.00	255.00	255.00
	Totals for CNA SURETY	765.00	0.00	765.00	765.00
Community	**Community Investors Inc/ Frontsteps**				
Reference:	INV124327	Date: 07/01/22		Discount exp date:	
GL AP account:	102500	Due date: 07/01/22		Payment term:	
107570	Covenant Enforcement - Community Investors Inc/ Frontsteps-MAY22	75.00			
	Totals	75.00	0.00	75.00	75.00

The Aurora Highlands CAB
Cash Requirement Report - Detailed
All Dates

GL Account	Description		Gross Open Amount	Discount Available	Net Open Amount	Cash Required
Reference:	INV130079		Date: 07/01/22		Discount exp date:	
GL AP account:	102500		Due date: 07/01/22		Payment term:	
107570	Covenant Enforcement - Community Investors Inc/ Frontsteps-JUN22		75.00			
		Totals	75.00	0.00	75.00	75.00
Reference:	INV112247		Date: 07/01/22		Discount exp date:	
GL AP account:	102500		Due date: 07/01/22		Payment term:	
107570	Covenant Enforcement - Community Investors Inc/ Frontsteps-FEB22		75.00			
		Totals	75.00	0.00	75.00	75.00
Reference:	INV121543		Date: 07/01/22		Discount exp date:	
GL AP account:	102500		Due date: 07/01/22		Payment term:	
107570	Covenant Enforcement - Community Investors Inc/ Frontsteps-APR22		75.00			
		Totals	75.00	0.00	75.00	75.00
Reference:	INV141059		Date: 09/30/22		Discount exp date:	
GL AP account:	102500		Due date: 09/30/22		Payment term:	
107570	Covenant Enforcement - Community Investors Inc/ Frontsteps		78.75			
		Totals	78.75	0.00	78.75	78.75
	Totals for Community Investors Inc/ Frontsteps		378.75	0.00	378.75	378.75
CSDPLP	**CO Special Dist. Prop & Liab. Pool**					
Reference:	23PL-61774-1576		Date: 10/01/22		Discount exp date:	
GL AP account:	102500		Due date: 10/01/22		Payment term:	
101255	Prepaid Insurance - CO Special Dist. Prop & Liab. Pool"TAH3"		2,076.00			
		Totals	2,076.00	0.00	2,076.00	2,076.00
Reference:	23PL-61773-1545		Date: 10/06/22		Discount exp date:	
GL AP account:	102500		Due date: 10/06/22		Payment term:	
101255	Prepaid Insurance - CO Special Dist. Prop & Liab. Pool"TAH2"		2,076.00			
		Totals	2,076.00	0.00	2,076.00	2,076.00
Reference:	23PL-61860-1599		Date: 10/06/22		Discount exp date:	
GL AP account:	102500		Due date: 10/06/22		Payment term:	
101255	Prepaid Insurance - CO Special Dist. Prop & Liab. Pool"TAHCAB"		2,683.00			
		Totals	2,683.00	0.00	2,683.00	2,683.00
Reference:	23PL-60703-1346		Date: 10/06/22		Discount exp date:	
GL AP account:	102500		Due date: 10/06/22		Payment term:	
101255	Prepaid Insurance - CO Special Dist. Prop & Liab. Pool		2,099.00			
		Totals	2,099.00	0.00	2,099.00	2,099.00
Reference:	23PL-61827-1430		Date: 10/06/22		Discount exp date:	
GL AP account:	102500		Due date: 10/06/22		Payment term:	
101255	Prepaid Insurance - CO Special Dist. Prop & Liab. Pool"ATEC2"		2,113.00			
		Totals	2,113.00	0.00	2,113.00	2,113.00
Reference:	23PL-61826-1399		Date: 10/06/22		Discount exp date:	
GL AP account:	102500		Due date: 10/06/22		Payment term:	

The Aurora Highlands CAB
Cash Requirement Report - Detailed
All Dates

GL Account	Description	Gross Open Amount	Discount Available	Net Open Amount	Cash Required
101255	Prepaid Insurance - CO Special Dist. Prop & Liab. Pool"ATEC1"	2,113.00			
	Totals	2,113.00	0.00	2,113.00	2,113.00
Reference:	23PL-61772-1509	Date: 10/06/22		Discount exp date:	
GL AP account:	102500	Due date: 10/06/22		Payment term:	
101255	Prepaid Insurance - CO Special Dist. Prop & Liab. Pool"TAH1"	2,099.00			
	Totals	2,099.00	0.00	2,099.00	2,099.00
	Totals for CO Special Dist. Prop & Liab. Pool	15,259.00	0.00	15,259.00	15,259.00
Fairfield	**Fairfield and Woods, P.C.**				
Reference:	239742	Date: 08/31/22		Discount exp date:	
GL AP account:	102500	Due date: 08/31/22		Payment term:	
107570	Covenant Enforcement - Fairfield and Woods, P.C.	350.00			
	Totals	350.00	0.00	350.00	350.00
	Totals for Fairfield and Woods, P.C.	350.00	0.00	350.00	350.00
Gift Bas	**Gift Baskets Unlimited Inc.**				
Reference:	1552	Date: 10/01/22		Discount exp date:	
GL AP account:	102500	Due date: 10/01/22		Payment term:	
107250	Community relations - Gift Baskets Unlimited Inc.	1,201.75			
	Totals	1,201.75	0.00	1,201.75	1,201.75
	Totals for Gift Baskets Unlimited Inc.	1,201.75	0.00	1,201.75	1,201.75
McGeady	**McGeady Becher P.C.**				
Reference:	1397M AUG22	Date: 08/31/22		Discount exp date:	
GL AP account:	102500	Due date: 08/31/22		Payment term:	
101241	Due from TAH 6 - McGeady Becher P.C.	648.00			
107460	Legal - McGeady Becher P.C.	17,065.00			
	Totals	17,713.00	0.00	17,713.00	17,713.00
Reference:	1397M AUG22	Date: 08/31/22		Discount exp date:	
GL AP account:	302500	Due date: 08/31/22		Payment term:	
307460	Legal - McGeady Becher P.C.	38,280.20			
	Totals	38,280.20	0.00	38,280.20	38,280.20
Reference:	1297M SEP22	Date: 09/30/22		Discount exp date:	
GL AP account:	302500	Due date: 09/30/22		Payment term:	
307460	Legal - McGeady Becher P.C.	198.00			
	Totals	198.00	0.00	198.00	198.00
Reference:	1397M SEP22	Date: 09/30/22		Discount exp date:	
GL AP account:	102500	Due date: 09/30/22		Payment term:	
107460	Legal - McGeady Becher P.C.	24,836.70			
101241	Due from TAH 6 - McGeady Becher P.C.	3,656.95			
307460	Legal - McGeady Becher P.C.	29,815.47			
	Totals	58,309.12	0.00	58,309.12	58,309.12
	Totals for McGeady Becher P.C.	114,500.32	0.00	114,500.32	114,500.32

The Aurora Highlands CAB
Cash Requirement Report - Detailed

All Dates

GL Account	Description		Gross Open Amount	Discount Available	Net Open Amount	Cash Required
SUTER	**Suter Media Relations**					
Reference:	AHCAB 10.22		Date: 10/01/22		Discount exp date:	
GL AP account:	102500		Due date: 10/01/22		Payment term:	
107580	Media relations - Suter Media Relations		2,500.00			
		Totals	2,500.00	0.00	2,500.00	2,500.00
	Totals for Suter Media Relations		2,500.00	0.00	2,500.00	2,500.00
TCHARLES	**T. Charles Wilson Insurance Service**					
Reference:	11324		Date: 09/24/22		Discount exp date:	
GL AP account:	102500		Due date: 09/24/22		Payment term:	
101255	Prepaid Insurance - Insurance and bonds"ATEC2"		495.00			
		Totals	495.00	0.00	495.00	495.00
Reference:	11323		Date: 09/24/22		Discount exp date:	
GL AP account:	102500		Due date: 09/24/22		Payment term:	
101255	Prepaid Insurance - Insurance and bonds"ATEC1"		495.00			
		Totals	495.00	0.00	495.00	495.00
Reference:	11701		Date: 10/01/22		Discount exp date:	
GL AP account:	102500		Due date: 10/01/22		Payment term:	
101255	Prepaid Insurance - Insurance and bonds"TAH1"		495.00			
		Totals	495.00	0.00	495.00	495.00
Reference:	11702		Date: 10/01/22		Discount exp date:	
GL AP account:	102500		Due date: 10/01/22		Payment term:	
101255	Prepaid Insurance - Insurance and bonds"TAH2"		495.00			
		Totals	495.00	0.00	495.00	495.00
Reference:	11703		Date: 10/01/22		Discount exp date:	
GL AP account:	102500		Due date: 10/01/22		Payment term:	
101255	Prepaid Insurance - Insurance and bonds"TAH3"		495.00			
		Totals	495.00	0.00	495.00	495.00
Reference:	11704		Date: 10/01/22		Discount exp date:	
GL AP account:	102500		Due date: 10/01/22		Payment term:	
101241	Due from TAH 6 - Insurance and bonds		495.00			
		Totals	495.00	0.00	495.00	495.00
Reference:	11700		Date: 10/01/22		Discount exp date:	
GL AP account:	102500		Due date: 10/01/22		Payment term:	
101255	Prepaid Insurance - Insurance and bonds"TAH1"		495.00			
		Totals	495.00	0.00	495.00	495.00
	Totals for T. Charles Wilson Insurance Service		3,465.00	0.00	3,465.00	3,465.00
Waste Manag	**Waste Management**					
Reference:	7840674-2514-9		Date: 10/01/22		Discount exp date:	
GL AP account:	102500		Due date: 10/01/22		Payment term:	
107711	Trash and Recycling - Waste Management		2,690.34			
		Totals	2,690.34	0.00	2,690.34	2,690.34

The Aurora Highlands CAB
Cash Requirement Report - Detailed
All Dates

GL Account	Description	Gross Open Amount	Discount Available	Net Open Amount	Cash Required
Reference:	24-98885-73009	Date: 10/01/22		Discount exp date:	
GL AP account:	102500	Due date: 10/01/22		Payment term:	
107711	Trash and Recycling - Waste Management	147.01			
	Totals	147.01	0.00	147.01	147.01
	Totals for Waste Management	2,837.35	0.00	2,837.35	2,837.35
XCEL	**Xcel Energy**				
Reference:	53-0013572573-9	Date: 09/30/22		Discount exp date:	
GL AP account:	102500	Due date: 09/30/22		Payment term:	
107702	Irrigation/Water - Xcel Energy-Transferred	219.67			
	Totals	219.67	0.00	219.67	219.67
Reference:	53-0013983314-7	Date: 09/30/22		Discount exp date:	
GL AP account:	102500	Due date: 09/30/22		Payment term:	
107703	Electricity - Xcel Energy-Transferred	92.99			
	Totals	92.99	0.00	92.99	92.99
Reference:	53-0013983323-8	Date: 09/30/22		Discount exp date:	
GL AP account:	102500	Due date: 09/30/22		Payment term:	
107703	Electricity - Xcel Energy-Transferred	131.17			
	Totals	131.17	0.00	131.17	131.17
Reference:	53-0013983325-0	Date: 09/30/22		Discount exp date:	
GL AP account:	102500	Due date: 09/30/22		Payment term:	
107703	Electricity - Xcel Energy-Transferred	83.39			
	Totals	83.39	0.00	83.39	83.39
Reference:	53-0014208598-8	Date: 09/30/22		Discount exp date:	
GL AP account:	102500	Due date: 09/30/22		Payment term:	
107703	Electricity - Xcel Energy	17.84			
	Totals	17.84	0.00	17.84	17.84
Reference:	53-0014208598-8	Date: 09/30/22		Discount exp date:	
GL AP account:	102500	Due date: 09/30/22		Payment term:	
107703	Electricity - Xcel Energy	17.84			
	Totals	17.84	0.00	17.84	17.84
Reference:	53-0013646868-2	Date: 09/30/22		Discount exp date:	
GL AP account:	102500	Due date: 09/30/22		Payment term:	
107703	Electricity - Xcel Energy	38.19			
	Totals	38.19	0.00	38.19	38.19
Reference:	53-0013511817-6	Date: 09/30/22		Discount exp date:	
GL AP account:	102500	Due date: 09/30/22		Payment term:	
107703	Electricity - Xcel Energy	259.75			
	Totals	259.75	0.00	259.75	259.75
Reference:	53-0013498629-8	Date: 09/30/22		Discount exp date:	
GL AP account:	102500	Due date: 09/30/22		Payment term:	
107703	Electricity - Xcel Energy	170.24			
	Totals	170.24	0.00	170.24	170.24
Reference:	53-0013498327-3	Date: 09/30/22		Discount exp date:	
GL AP account:	102500	Due date: 09/30/22		Payment term:	
107703	Electricity - Xcel Energy	163.18			

The Aurora Highlands CAB
Cash Requirement Report - Detailed
All Dates

GL Account	Description		Gross Open Amount	Discount Available	Net Open Amount	Cash Required
		Totals	163.18	0.00	163.18	163.18
Reference:	53-0013498620-9		Date:	09/30/22	Discount exp date:	
GL AP account:	102500		Due date:	09/30/22	Payment term:	
107703	Electricity - Xcel Energy		117.02			
		Totals	117.02	0.00	117.02	117.02
Reference:	53-0013612835-2		Date:	09/30/22	Discount exp date:	
GL AP account:	102500		Due date:	09/30/22	Payment term:	
107703	Electricity - Xcel Energy		246.53			
		Totals	246.53	0.00	246.53	246.53
		Totals for Xcel Energy	1,557.81	0.00	1,557.81	1,557.81
		Company Totals	218,539.63	0.00	218,539.63	218,539.63

THE AURORA HIGHLANDS COMMUNITY AUTHORITY BOARD

Schedule of Cash Position

August 31, 2022

Updated as of

October 14, 2022

		General Fund	Debt Service Fund	Capital Projects Fund	Total
1st Bank XX6684					
Balance as of 08/31/22		$ 1,686,511.58	$ -	$ -	$ 1,686,511.58
9/1/2022	Reverse cash allocation	2,625.00	(2,625.00)	-	-
9/7/2022	Transfer from AACMD	148.39	5,000.00	-	5,148.39
9/12/2022	Admin checks 1159-1169	(84,169.64)	-	(2,714.25)	(86,883.89)
9/16/2022	Centura Health Deposit	5,009.70	-	-	5,009.70
9/16/2022	Taylor Morrison Deposit	62,555.00	-	-	62,555.00
9/20/2022	Requisition 21	-	-	500,000.00	500,000.00
9/22/2022	Xcel Energy ACH	(2,293.28)	-	-	(2,293.28)
9/22/2022	Waste Management Online payment	(2,604.66)	-	-	(2,604.66)
9/22/2022	Aurora Water	(26,156.50)	-	-	(26,156.50)
9/23/2022	Caliber	(30.00)	-	-	(30.00)
9/29/2022	Transfer to AACMD Req 21	-	-	*(500,000.00)*	(500,000.00)
9/30/2022	Transfer from AHMD#1	101,007.85	-	-	101,007.85
9/30/2022	Transfer from AHMD#2	3.14	-	-	3.14
9/30/2022	Transfer from AHMD#3	3.14	-	-	3.14
9/30/2022	Transfer from AHMD#6	99,936.69	-	-	99,936.69
9/30/2022	Administrative/Maintenance fees Sept	13,004.40	-	-	13,004.40
9/30/2022	Administrative/Maintenance fees Sept In-Transit	916.14	-	-	916.14
09/302022	September Returned Billing Payments	(250.00)	-	-	(250.00)
10/13/2022	Xcel Energy ACH	(527.22)	-	-	(527.22)
10/13/2022	Aurora Water	(30,977.26)	-	-	(30,977.26)
10/13/2022	October Returned Billing Payments to date	(400.00)	-	-	(400.00)
10/13/2022	Administrative/Maintenance fees Oct to date	11,583.71	-	-	11,583.71
10/13/2022	Design Review Fee- Bridgewater	750.00	-	-	750.00
10/13/2022	Richmond - floor plan fee	5,000.00	-	-	5,000.00
10/13/2022	Developer Reimbursement Draw 51	-	-	5,519.36	5,519.36
	Anticipated Admin Checks	*(117,034.52)*	-	*(70,000.63)*	*(187,035.15)*
	Anticipated Admin Xcel	*(38.88)*	-	-	*(38.88)*
	Anticipated Transfer from ACCMD Draw 51,52	-	-	*72,714.88*	*72,714.88*
	Anticipated Transfer to AACMD Draw 51,52	-	-	*(87,579.04)*	*(87,579.04)*
	Anticipated Transfer to Zions	-	*(5,000.00)*	-	*(5,000.00)*
	Anticipated Transfer from GF	*(2,625.00)*	*2,625.00*	-	-
	Anticipated Transfer from GVA	*6,085.11*		-	*6,085.11*
	Anticipated Transfer from AACMD	*18,385.61*	-	-	*18,385.61*
	Anticipated Developer Reimbursement Draw 52	-	-	*82,059.68*	*82,059.68*
	Anticipated Balance	*$ 1,746,418.50*	*$ -*	*$ -*	*$ 1,746,418.50*
Zions Bank - 2021A Project Fund					
Balance as of 08/31/22		$ -	$ -	$ 127,413,655.67	$ 127,413,655.67
9/20/2022	Requisitions No. 19	-	-	(7,969,133.79)	(7,969,133.79)
9/20/2022	Requisitions No. 20- InTract	-	-	(3,573,417.16)	(3,573,417.16)
9/20/2022	Requisitions No. 21	-	-	(500,000.00)	(500,000.00)
	Anticipated Requisition No. 22	-	-	*(6,439,175.21)*	*(6,439,175.21)*
	Anticipated Requisition No. 23 In-Tract	-	-	*(748,735.61)*	*(748,735.61)*
	Anticipated Balance	*$ -*	*$ -*	*$ 108,183,193.90*	*$ 108,183,193.90*
Zions Bank - 2021A Revenue Fund					
Balance as of 08/31/22		$ -	$ 180,509.09	$ -	$ 180,509.09
Subsequent activities:					
9/1/2022	Interest Income	-	230.41	-	230.41
	Anticipated Transfer Pledged Revenues AACMD	-	*5,000.00*	-	*5,000.00*
	Anticipated Balance	*$ -*	*$ 185,739.50*	*$ -*	*$ 185,739.50*
Zions Bank - 2021A COI Fund					
Balance as of 08/31/22		*$ -*	$ -	$ -	$ -
	Anticipated Balance	*$ -*	*$ -*	*$ -*	*$ -*
	Grand total	$ 1,746,418.50	$ 185,739.50	$ 108,183,193.90	$ 110,115,351.90

ΣΧΕΔΙΟ
SCHEDIO GROUP

THE AURORA HIGHLANDS COMMUNITY AUTHORITY BOARD AND AEROTROPOLIS AREA COORDINATING METROPOLITAN DISTRICT

ENGINEER'S REPORT AND VERIFICATION OF COSTS ASSOCIATED WITH PUBLIC IMPROVEMENTS

Draw No. 52

PREPARED BY:
SCHEDIO GROUP LLC
809 14TH STREET, SUITE A
GOLDEN, COLORADO 80401

LICENSED PROFESSIONAL ENGINEER:
TIMOTHY A. MCCARTHY
STATE OF COLORADO
LICENSE NO. 44349

DATE PREPARED: October 13, 2022
CLIENT NO.: 181106
PROJECT: AACMD (SPINE)

Engineer's Report and Verification of Costs No. 30

ΣΧΕΔΙΟ
SCHEDIO GROUP

TABLE OF CONTENTS

ENGINEER'S REPORT

INTRODUCTION 1

SUMMARY OF FINDINGS 1

DETERMINATION OF PUBLIC PRORATION PERCENTAGE 2

VERIFICATION OF COSTS 2

VERIFICATION OF PAYMENTS 2

VERIFICATION OF CONSTRUCTION 2

SPECIAL CIRCUMSTANCES AND NOTABLE METHODOLOGIES 2

ENGINEER'S VERIFICATION

ENGINEER'S VERIFICATION 4

EXHIBIT A

SUMMARY OF COSTS REVIEWED 5

EXHIBIT B

SUMMARY OF DOCUMENTS REVIEWED 9

ΣΧΕΔΙΟ
SCHEDIO GROUP

ENGINEER'S REPORT

INTRODUCTION

Schedio Group LLC ("Schedio Group") entered into a Master Service Agreement ("MSA") for Engineering Services with Aerotropolis Area Coordinating Metropolitan District ("AACMD" and/or "District") on December 11, 2018. Task Order 01 AACMD/ARTA - Cost Verification was approved on December 19, 2018. This Engineer's Report and Verification of Costs Associated with Public Improvements ("Report") is Schedio Group's 30th deliverable associated with Task Order 01 of the MSA as it pertains to AACMD.

Per the *Amended and Restated Capital Construction and Reimbursement Agreement* ("CCRA") entered into on December 22, 2021, between The Aurora Highlands Community Authority Board and Aurora Higlands, LLC, a Nevada limited liability company ("Developer"):

> Section N: "It is the intent of the CAB that AH LLC continue to be reimbursed for Verified Costs of the Improvements and AH Advances (collectively Verified Costs of the Improvements and AH Advances are referred to herein as "AH Reimbursements"), and to set forth the terms for such reimbursement." See Article II, Section 2.1 of the CCRA for pertaining to AH Reimbursements.

Per the *Agreement Regarding Coordination of Facilities Funding for ATEC Development Area* ("ATEC Agreement") entered into on December 22, 2021, between the Aurora Highlands Community Authority Board and Aurora Tech Center Development, LLC ("ATEC"):

> Recitals: Section F: "In order for the Property to be developed, the public improvements that are a part of the Long-Term Capital Improvement Plan, which includes the public improvements that will support the development of the Property, (the "ATEC Improvements") must be designed, funded, acquired, constructed or installed."
>
> Recitals: Section G: "It is anticipated that the proceeds of CAB Obligations will include, as issued in the discretion of the CAB from time to time, proceeds to be used to fund the ATEC Improvements."

This Report consists of a review of costs incurred, and verification of costs associated with the design and construction of Public Improvements. Accrued interest is not considered in this report.

SUMMARY OF FINDINGS

Schedio Group reviewed $9,565,422.90 of incurred expenses associated with Draw Request No. 52. Of the $9,565,422.90 reviewed, Schedio Group verified $9,483,363.22 as being associated with the design and construction of Public Improvements. Of the verified amount, $6,198,692.98 is associated with TAH CAB/Spine Costs, $736,418.73 with AH In Tract Costs, $4,063.50 with AF ATEC Spine Costs ("ATEC Spine"), and $2,544,188.01 with Aerotropolis Regional Transportation Authority Costs ("ARTA"). As costs associated with ARTA are reviewed and verified separately, they will not be included in this Report.

In summary, the total amount verified associated with TAH CAB/Spine Costs, AH In Tract Costs and AF Atec Spine Costs is **$6,939,175.21**.

For a summary of verified expenses associated with the design and construction of Public Improvements for TAH CAB/Spine Costs, AH In Tract Costs and AF ATEC Spine Costs, please see *Figure 1 – Summary of Verified Expenses* for TAH CAB/Spine Costs, AH In Tract Costs and AF ATEC Spine Costs below and attached *Exhibit A – Summary of Costs Reviewed (by Job Code* and *by Vendor).*

	DRAW 52	DEVELOPER DRAW 52	TAH CAB/SPINE & AH IN TRACT DRAW 52			AF ATEC SPINE DRAW 52	TAH CAB/SPINE +AH IN TRACT + AF ATEC SPINE DRAW 52	ARTA DRAW 52	TOTAL DRAW 52
	REVIEWED AMT	PRIVATE AMT	VERIFIED AMT (SPINE)	VERIFIED AMT (IN TRACT)	VERIFIED AMT (SPINE + IN TRACT)	VERIFIED AMT	VERIFIED AMT	VERIFIED AMT	VERIFIED AMT
TOTALS -->	$ 9,565,422.90	$ 82,059.68	$ 6,198,692.98	$ 736,418.73	$ 6,935,111.71	$ 4,063.50	$ 6,939,175.21	$ 2,544,188.01	$ 9,483,363.22

Figure 1 - Summary of Verified Expenses for TAH CAB/Spine Costs, AH In Tract Costs and AF ATEC Spine Costs

DETERMINATION OF PUBLIC PRORATION PERCENTAGE

As final plats are not available for the entire the Aurora Highlands ("AH") development at the time of this report, Schedio Group was unable to calculate an area-based Public Proration Percentage for application to expenditures with both public and private components. Instead, Schedio Group requested an estimate of Public Area compared to Total Area as a percentage from Norris Design, the planner for the Aurora Highlands development. As a result, Norris Design provided an estimated Public Proration Percentage of 40% for the entire AH development. Schedio Group and Norris Design reserve the right to revise the project's Public Proration Percentage should additional information become available that would warrant such and either credit or debit the verified amount to date at that time.

VERIFICATION OF COSTS

Schedio Group reviewed soft, indirect, and hard costs associated with the design and construction of Public Improvements. Schedio Group found costs associated with Public Improvements to be reasonable when compared to similar projects, during similar timeframes in similar locales.

VERIFICATION OF PAYMENTS

As Draw No. 52 will be ratified during an upcoming board meeting, vendors have not yet received payment for services rendered as of the date of this report.

VERIFICATION OF CONSTRUCTION

Schedio Group LLC performed a site visit on October 7, 2022. Observation of the constructed improvements was performed to ensure that Public Improvements are being constructed in general conformance with the approved construction drawings. Photos are available from Schedio Group LLC upon request.

SPECIAL CIRCUMSTANCES AND NOTABLE METHODOLOGIES

Schedio Group reserves the right to revise or amend this report should additional information become available that would warrant such.

Various job code changes were implemented between Draw 26 and Draw 52. These job code changes were determined by others (developer, program manager, construction manager, etc.). Schedio Group was not involved in determining the job code changes. Schedio Group has incorporated the job code changes into Draw 52. As a result of the job code changes, historical and current verified dollar amounts have, in some cases, shifted from one job code (project segment) to another job code (project segment), which has caused ARTA's financial obligation to change per the following agreements:

- Intergovernmental Agreement Among The Board Of County Commissioners Of The County Of Adams, The City of Aurora And The Aerotropolis Area Coordinating Metropolitan District Establishing The Aerotropolis Regional Transportation Authority, prepared by McGeady Becher P.C. and dated February 27, 2018

- Intergovernmental Agreement Regarding Design and Construction of The Aurora Highlands Parkway Among Aerotropolis Area Coordinating Metropolitan District and Aerotropolis Regional Transportation Authority, prepared by McGeady Becher P.C. and dated August 12, 2020

Schedio Group has been reviewing, and will continue to review, details associated with the cost code changes. Based on our reviews to date, Schedio Group has no reason to doubt the validity of the cost code changes. Schedio Group reserves the right to revise any verified amount(s) and its(their) respective assignment to a Cost Code or Job Code throughout the review process.

ΣΧΕΔΙΟ
SCHEDIO GROUP

ENGINEER'S VERIFICATION

Timothy A. McCarthy, P.E. / Schedio Group LLC (the Independent Consulting Engineer) states as follows:

The Independent Consulting Engineer is an engineer duly qualified and licensed in the State of Colorado with experience in the design, construction and verification of costs associated with the design and construction of Public Improvements of similar type and function as those described in the attached Engineer's Report dated October 13, 2022.

The Independent Consulting Engineer has reviewed applicable construction and legal documents related to the Public Improvements under consideration to state the conclusions set forth in this Engineer's Verification.

The Independent Consulting Engineer finds and determines that Public Improvements considered in the attached Engineer's Report were constructed in general accordance with the approved construction drawings.

The Independent Consulting Engineer finds and determines that Public Improvements considered in the attached Engineer's Report, from May 4, 2022 (date of City of Aurora Invoice No. 677379) to October 1, 2022 (date of OxBlue Invoice No. 488483), are reasonably valued at **$6,939,175.21.**

In the opinion of the Independent Consulting Engineer, the above stated value for soft, indirect, and hard costs associated with the design and construction of the Public Improvements is reasonable and consistent with costs of similar improvements constructed for similar purposes during the same timeframe and similar locales and is eligible for reimbursement from Aerotropolis Area Metropolitan Coordinating District to Aurora Highlands, LLC, a Nevada limited liability company.

October 13, 2022

Timothy A. McCarthy, P.E.

Colorado License No. 44349

EXHIBIT A

SUMMARY OF COSTS REVIEWED

SUMMARY OF COSTS REVIEWED BY JOB CODE

JOB CODE	JOB CODE DESCRIPTION	TOTAL DRAW 52	DEVELOPER DRAW 52	TAH CAB/SPINE DRAW 52	AH IN TRACT DRAW 52	ARTA DRAW 52	AF ATEC SPINE DRAW 52
101	Overall Project (Non Specific)	$ 420,216.80	$ -	$ 405,995.39	$ 11,249.41	$ -	$ 2,972.00
102	Mass Grading	$ 2,196,978.38	$ -	$ 2,196,978.38	$ -	$ -	$ -
103	Walls and Fencing	$ 541,275.31	$ -	$ 541,275.31	$ -	$ -	$ -
104	Engineer's Report and Verification of Costs	$ 21,315.70	$ -	$ 16,467.70	$ -	$ 4,848.00	$ -
142	ISP (Phase 3)	$ 5,561.25	$ -	$ 5,561.25	$ -	$ -	$ -
143	ISP (Phase 4)	$ 544.00	$ -	$ 544.00	$ -	$ -	$ -
144	32nd Aveue Phase 1	$ (3,519.38)	$ -	$ (3,519.38)	$ -	$ -	$ -
145	32nd Aveue Phase 2	$ 5,069.38	$ -	$ 5,069.38	$ -	$ -	$ -
146	32nd Aveue Phase 3	$ 100.00	$ -	$ 100.00	$ -	$ -	$ -
204	Monument (Phase 2)	$ 246,009.46	$ -	$ 246,009.46	$ -	$ -	$ -
206	26th Ave (E470 - Main St)	$ 25,816.31	$ -	$ -	$ -	$ 25,816.31	$ -
207	26th Avenue (Main Street-Harvest)	$ 25,816.31	$ -	$ -	$ -	$ 25,816.31	$ -
208	26th Ave (Harvest - Powhaton)	$ 25,816.32	$ -	$ -	$ -	$ 25,816.32	$ -
209	26th Avenue (TAH Pkwy-Powhaton)	$ 25,816.32	$ -	$ -	$ -	$ 25,816.32	$ -
210	E470 Interchange (Phase 1)	$ 322,322.35	$ -	$ -	$ -	$ 322,322.35	$ -
211	E470 Interchange (Phase 1.5)	$ 2,550.48	$ -	$ -	$ -	$ 2,550.48	$ -
212	E470 Interchange (Phase 2)	$ 4,115.98	$ -	$ -	$ -	$ 4,115.98	$ -
213	E470 Interchange (Phase 3)	$ 2,550.47	$ -	$ -	$ -	$ 2,550.47	$ -
214	E470 Interchange (Phase 4)	$ 1,409,995.64	$ -	$ -	$ -	$ 1,409,995.64	$ -
215	Center Round-a-Bout Monument	$ 14,433.88	$ -	$ 14,433.88	$ -	$ -	$ -
220	Main St (26th Ave -TAH Pkwy)	$ 122,472.75	$ -	$ 122,472.75	$ -	$ -	$ -
222	Main St (42nd Ave-46th Ave)	$ 7,434.00	$ -	$ 7,434.00	$ -	$ -	$ -
230	Denali Blvd (TAH Pkwy to 42nd Ave)	$ 70,117.87	$ -	$ 70,117.87	$ -	$ -	$ -
231	Denali Blvd (42nd Ave - 48th Ave)	$ 36,664.11	$ -	$ 36,664.11	$ -	$ -	$ -
241	TAH Parkway (Main St-Denali Blvd)	$ 147,617.74	$ -	$ (112,925.14)	$ -	$ 260,542.88	$ -
244	TAH Parkway (30th-26th)	$ 103,783.25	$ -	$ (789.95)	$ -	$ 104,573.20	$ -
246	38th Ave (Himalaya St to E470) North	$ 3,833.50	$ -	$ (106.00)	$ -	$ 3,939.50	$ -
247	38th Ave (Himalaya St to E470) South	$ 3,683.50	$ -	$ -	$ -	$ 3,683.50	$ -
248	38th Pkwy (Powhaton Rd to Monaghan Rd)	$ 150.00	$ -	$ -	$ -	$ -	$ 150.00
249	38th Pkwy (TAH Pkwy to Powhaton Rd)	$ 150.00	$ -	$ 150.00	$ -	$ -	$ -
250	42nd Ave (Main St-Denali Blvd)	$ 178,496.90	$ -	$ 178,496.90	$ -	$ -	$ -
251	42nd Ave (Denali Blvd-School)	$ 150.00	$ -	$ 150.00	$ -	$ -	$ -
252	42nd Ave (School-Reserve Blvd)	$ 150.00	$ -	$ 150.00	$ -	$ -	$ -
260	Reserve Blvd (42nd Ave - TAH Pkwy)	$ 150.00	$ -	$ 150.00	$ -	$ -	$ -
290	I-70 Interchange (Phase 1)	$ 10,344.65	$ -	$ -	$ -	$ 10,344.65	$ -
291	I-70 Interchange (Phase 2)	$ 35,320.40	$ -	$ -	$ -	$ 35,320.40	$ -
292	I-70 Interchange (Phase 3)	$ 3,771.65	$ -	$ -	$ -	$ 3,771.65	$ -
293	I-70 Interchange (Phase 4)	$ 1,791.90	$ -	$ -	$ -	$ 1,791.90	$ -
294	I-70 Interchange (Phase 5)	$ 6,496.90	$ -	$ -	$ -	$ 6,496.90	$ -
300	Powhaton Rd (I-70-26th Ave)	$ 4,283.33	$ -	$ -	$ -	$ 4,283.33	$ -
301	Powhaton Road (26th-38th)	$ 109,697.59	$ -	$ -	$ -	$ 109,697.59	$ -
302	Powhaton Road (38th-48th)	$ 4,283.33	$ -	$ -	$ -	$ 4,283.33	$ -
320	48th Avenue (E470-Main St)	$ 145,811.00	$ -	$ -	$ -	$ 145,811.00	$ -
330	West Village Ave (Main St-26th)	$ 88,307.12	$ -	$ 88,307.12	$ -	$ -	$ -
332	Tributary W Drainage	$ 169,833.98	$ -	$ 169,833.98	$ -	$ -	$ -
334	Hogan St Park (West Village Ave/TAH Pkwy)	$ 689,903.68	$ -	$ 689,903.68	$ -	$ -	$ -
340	Fultondale Street (42nd-School)	$ 256,948.18	$ -	$ 256,948.18	$ -	$ -	$ -
343	32nd Avenue	$ 28,669.91	$ -	$ 28,669.91	$ -	$ -	$ -
350	Mass Grading	$ 292,679.78	$ -	$ 292,679.78	$ -	$ -	$ -
511	Recreation Center 01 (CSP 1) Pool	$ 150.00	$ -	$ 150.00	$ -	$ -	$ -
531	Park 01	$ 788,456.89	$ -	$ 788,456.89	$ -	$ -	$ -
533	Park 03	$ 8,077.25	$ -	$ 8,077.25	$ -	$ -	$ -
546	Open Space PA61	$ 2,031.10	$ -	$ 2,031.10	$ -	$ -	$ -
548	Open Space	$ 142,755.18	$ -	$ 142,755.18	$ -	$ -	$ -

SUMMARY OF COSTS REVIEWED BY JOB CODE

JOB CODE	JOB CODE DESCRIPTION	TOTAL DRAW 52	DEVELOPER DRAW 52	TAH CAB/SPINE DRAW 52	AH IN TRACT DRAW 52	ARTA DRAW 52	AF ATEC SPINE DRAW 52
900	General In-Tract Costs	$ 8,210.38	$ -	$ -	$ 8,210.38	$ -	$ -
901	Filing 01	$ 212,073.24	$ 3,353.85	$ -	$ 208,719.39	$ -	$ -
902	Filing 02 - RAH	$ 471.11	$ 471.11	$ -	$ -	$ -	$ -
904	Filing 04	$ 95,071.09	$ -	$ -	$ 95,071.09	$ -	$ -
905	Filing 05 - Pulte	$ 266,888.93	$ -	$ -	$ 266,888.93	$ -	$ -
907	Filing 07	$ 77,292.50	$ 77,292.50	$ -	$ -	$ -	$ -
909	Filing 09	$ 125,518.25	$ -	$ -	$ 125,518.25	$ -	$ -
910	Filing 10	$ 17,566.50	$ 471.11	$ -	$ 17,095.39	$ -	$ -
911	Filing 11	$ 3,003.00	$ -	$ -	$ 3,003.00	$ -	$ -
916	Filing 16	$ 1,134.00	$ 471.11	$ -	$ 662.89	$ -	$ -
XXX	Mass Overlot Grading	$ 941.50	$ -	$ -	$ -	$ -	$ 941.50
	TOTALS -->	$ 9,565,422.90	$ 82,059.68	$ 6,198,692.98	$ 736,418.73	$ 2,544,188.01	$ 4,063.50

SUMMARY OF COSTS VERIFIED BY VENDOR

VENDOR	TOTAL DRAW 52	DEVELOPER DRAW 52	TAH CAB/SPINE DRAW 52	AH IN TRACT DRAW 52	ARTA DRAW 52	AF ATEC SPINE DRAW 52
AECOM	$ 540,062.14	$ -	$ 52,629.25	$ -	$ 483,519.39	$ 3,913.50
Aztec Consultants	$ 5,350.00	$ -	$ 5,350.00	$ -	$ -	$ -
Beam, Longest & Neff	$ 45,736.25	$ -	$ -	$ -	$ 45,736.25	$ -
Big West Consulting	$ 33,950.00	$ -	$ 33,950.00	$ -	$ -	$ -
Cage Civil Engineering	$ 77,292.50	$ 77,292.50	$ -	$ -	$ -	$ -
City of Aurora	$ 938,852.89	$ 1,944.00	$ 588,688.21	$ 128,521.25	$ 219,699.43	$ -
Clanton & Associates	$ 1,650.00	$ -	$ 1,650.00	$ -	$ -	$ -
CTL Thompson	$ 23,866.50	$ -	$ 7,434.00	$ 16,432.50	$ -	$ -
EV Studio	$ 2,220.00	$ -	$ 2,220.00	$ -	$ -	$ -
Felsburg Holt and Ullevig	$ 16,420.00	$ -	$ -	$ -	$ 16,420.00	$ -
JHL	$ 7,686,034.96	$ -	$ 5,347,830.55	$ 567,811.37	$ 1,770,393.04	$ -
Matrix	$ 48,191.13	$ -	$ 48,191.13	$ -	$ -	$ -
Norris Design	$ 26,651.38	$ -	$ 25,582.48	$ -	$ 1,068.90	$ -
OxBlue Corporation	$ 7,017.00	$ 2,823.18	$ -	$ 4,193.82	$ -	$ -
Schedio Group	$ 29,526.08	$ -	$ 16,467.70	$ 8,210.38	$ 4,848.00	$ -
Summit Strategies	$ 82,602.07	$ -	$ 68,133.66	$ 11,249.41	$ 3,069.00	$ 150.00
TOTALS -->	$ 9,565,422.90	$ 82,059.68	$ 6,198,692.98	$ 736,418.73	$ 2,544,188.01	$ 4,063.50

ΣΧΕΔΙΟ
SCHEDIO GROUP

EXHIBIT B

SUMMARY OF DOCUMENTS REVIEWED

ΣΧΕΔΙΟ
SCHEDIO GROUP

SUMMARY OF DOCUMENTS REVIEWED

SERVICE PLANS

- First Amended and Restated Service Plan for Aerotropolis Area Coordinating Metropolitan District, City of Aurora Colorado, prepared by McGeady Becher P.C., dated October 16, 2017

DISTRICT AGREEMENTS

- Facilities Funding and Acquisition Agreement between Aerotropolis Area Coordinating Metropolitan District and The Aurora Highlands, LLC, prepared by McGeady Becher P.C., executed July 20, 2018
- 2017-2018 Operation Funding Agreement between Aerotropolis Area Metropolitan District and The Aurora Highlands, LLC, prepared by McGeady Becher P.C., executed on July 20, 2018
- First Amended and Restated Facilities Funding and Acquisition Agreement between Aerotropolis Area Coordinating Metropolitan District and The Aurora Highlands, LLC, prepared by McGeady Becher P.C., executed on August 23, 2018
- Intergovernmental Agreement Regarding Coordination of Facilities Funding for ATEC Metropolitan District No. 1 Projects between The Aurora Highlands Community Authority Board and Aurora Tech Center Development, LLC, prepared by McGeady Becher P.C. (Unexecuted)
- Amended and Restated Capital Construction and Reimbursement Agreement by and between The Aurora Highlands Community Authority Board and Aurora Highlands LLC, prepared by McGeady Becher P.C., effective December 22, 2021 (Unexecuted)
- Agreement Regarding Coordination of Facilities Funding for ATEC Development Area between The Aurora Highlands Community Authority Board and Aurora Tech Center Development, LLC, prepared by McGeady Becher P.C., effective December 22, 2021 (Unexecuted)

CONSTRUCTION DRAW REQUESTS

- AACMD Draw Request No. 01, dated September 7, 2018, revised October 15, 2018
- AACMD Draw Request No. 02, dated September 14, 2018
- AACMD Draw Request No. 03, dated September 30, 2018
- AACMD Draw Request No. 04, dated October 15, 2018
- AACMD Draw Request No. 05, dated November 13, 2018
- AACMD Draw Request No. 06, dated December 11, 2018
- AACMD Draw Request No. 07, dated January 15, 2019
- AACMD Draw Request No. 08, dated February 12, 2019
- AACMD Draw Request No. 09, dated March 12, 2019
- AACMD Draw Request No. 10, dated April 12, 2019
- AACMD Draw Request No. 11, dated May 16, 2019
- AACMD Draw Request No. 12, dated June 20, 2019

ΣΧΕΔΙΟ
SCHEDIO GROUP

- AACMD Draw Request No. 13, dated July 18, 2019
- AACMD Draw Request No. 14, dated August 15, 2019
- AACMD Draw Request No. 15, dated September 19, 2019
- AACMD Draw Request No. 16, dated October 17, 2019
- AACMD Draw Request No. 17, dated November 21, 2019
- AACMD Draw Request No. 18, dated December 19, 2019
- AACMD Draw Request No. 19, dated January 16, 2020
- AACMD Draw Request No. 20, dated February 20, 2020
- AACMD Draw Request No. 21, dated March 19, 2020
- AACMD Draw Request No. 22, dated April 16, 2020
- AACMD Draw Request No. 23, dated May 21, 2020
- AACMD Draw Request No. 24, dated June 18, 2020
- AACMD Draw Request No. 25, dated July 16, 2020
- AACMD Draw Request No. 26, dated August 20, 2020
- AACMD Draw Request No. 27, dated September 17, 2020
- AACMD Draw Request No. 28, dated October 21, 2020
- AACMD Draw Request No. 29, dated November 17, 2020
- AACMD Draw Request No. 30, dated December 17, 2020
- AACMD Draw Request No. 31, dated January 18, 2021
- AACMD Draw Request No. 32, dated February 7, 2021
- AACMD Draw Request No. 33, dated March 6, 2021
- AACMD Draw Request No. 34, dated April 5, 2021
- AACMD Draw Request No. 35, dated May 11, 2021
- AACMD Draw Request No. 36, dated June 7, 2021
- AACMD Draw Request No. 37, dated July 2, 2021
- AACMD Draw Request No. 38, dated August 10, 2021
- AACMD Draw Request No. 39, dated September 7, 2021
- AACMD Draw Request No. 40, dated October 12, 2021
- AACMD Draw Request No. 41, dated November 14, 2021
- AACMD Draw Request No. 42, dated December 8, 2021
- AACMD Draw Request No. 43, dated January 12, 2022
- AACMD Draw Request No. 44, dated February 8, 2022

ΣΧΕΔΙΟ
SCHEDIO GROUP

- AACMD Draw Request No. 45, dated March 7, 2022
- AACMD Draw Request No. 46, dated April 11, 2022
- AACMD Draw Request No. 47, dated May 10, 2022
- AACMD Draw Request No. 48, dated June 6, 2022
- AACMD Draw Request No. 49, dated July 13, 2022
- AACMD Draw Request No. 50, dated August 4, 2022
- AACMD Draw Request No. 51, dated September 6, 2022
- AACMD Draw Request No. 52, dated October 6, 2022

DocuSign Envelope ID: 06910FDA-BAAC-4373-AFEA-CC6FE014DA58

PROJECT FUND REQUISITION

Requisition No. 22

THE AURORA HIGHLANDS COMMUNITY AUTHORITY BOARD
IN THE CITY OF AURORA
ADAMS COUNTY, COLORADO
SPECIAL TAX REVENUE REFUNDING AND IMPROVEMENT BONDS
SERIES 2021A

The above captioned bonds were issued pursuant to an Indenture of Trust dated December 22, 2021 (the "Indenture") between The Aurora Highlands Community Authority Board, in the City of Aurora, Adams County, Colorado (the "Authority"), and Zions Bancorporation, National Association, Salt Lake City, Utah, as trustee ("Trustee"). All capitalized terms used in this Project Fund Requisition shall have the meanings ascribed to such terms by the Indenture.

The undersigned Authority Representative hereby makes a requisition from the Project Fund held by the Trustee under the Indenture, and in support thereof states:

1. The total amount hereby requisitioned by the Authority from the Project Fund pursuant to this Project Fund Requisition is $6,439,175.21 (the "Requisitioned Amount").

2. The Requisitioned Amount is for the purpose(s) of *[check applicable box and complete information if required]*:

■ Paying or reimbursing the following individual or entity ("Person"): *[If this box is checked, please provide the following information with respect to the Person to whom funds are to be disbursed:*

(i) The name and address of the Person to whom payment is due or has been made is as follows:

Aerotropolis Area Coordinating Metropolitan District
8930 E. Crescent Parkway, Suite 300
Greenwood Village, CO 80111

(ii) Payment is due to the above Person for *[briefly describe the nature of the obligation and the applicable Public Improvements]*:

Provide funding for public improvements constructed by Aerotropolis Area Coordinating Metropolitan District, as Project Manager, which benefit the Districts, property owners, and residents within the Aurora Highlands Development area per the attached Draw 52 Summary and Schedule I.

☐ Depositing moneys into the Construction Reserve Account

3. The Requisitioned Amount shall be disbursed by the Trustee pursuant to the following instructions: *[Provide wire transfer or other transmission instructions]*:

Wiring instructions previously provided.

4. The above payment obligations have been or will be properly incurred, is or will be a proper charge against the Project Fund and has or have not been the basis of any previous withdrawal. The disbursement requested herein will be used solely for the payment of Project Costs.

DocuSign Envelope ID: 06910FDA-BAAC-4373-AFEA-CC6FE014DA58

5. With respect to the disbursement of funds by the Trustee from the Project Fund pursuant to this Project Fund Requisition, on behalf of the Authority the undersigned Authority Representative or Authority President, as applicable, by its execution hereof hereby: (i) certifies that the Authority has reviewed the wire instructions or other payment information set forth in paragraph 3 of this Project Fund Requisition and confirms that such wire instructions or other payment information is accurate; (ii) agrees that the Authority will indemnify and hold harmless the Trustee from and against any and all claims, demands, losses, liabilities, and expenses sustained, including, without limitation, attorney fees, arising directly or indirectly from the Trustee's disbursement of funds from the Project Fund in accordance with this Project Fund Requisition and the wiring instructions or other payment information provided herein; and (iii) agrees that the Authority will not seek recourse from the Trustee as a result of losses incurred by the Authority arising from the Trustee's disbursement of funds in accordance with this Project Fund Requisition and the instructions contained herein.

IN WITNESS WHEREOF, I have hereunto set my hand this 13th day of October 2022.

THE AURORA HIGHLANDS COMMUNITY AUTHORITY BOARD

DocuSigned by:

45E4943B33D44F2...

Authority Representative or President
Name: Matt Hopper

DocuSigned by:

Jason Carroll, CPA

6EC4BC307F59440...

Authority Accountant
Name of Firm: CliftonLarsonAllen LLP
Name/Title: Jason Carroll, District Accountant

[Signature Page to Project Fund Requisition No. 22]

DocuSign Envelope ID: 06910FDA-BAAC-4373-AFEA-CC6FE014DA58

Aerotropolis Area Coordinating Metropolitan District
Draw No. 52
October 20, 2022

Vendor	Invoice No.	G/L Date	Invoice Total	Capital Amount Requested	TAH CAB/Spine Costs	AH In-Tract Costs	AF ARTA Costs	ATEC In-Tract	AF ATEC Spine Costs	Developer
Funding for contracts:										
CTL	642480	10/20/22	7,434.00	7,434.00	7,434.00	-	-	-	-	-
CTL	642493	10/20/22	16,432.50	16,432.50	-	16,432.50	-	-	-	-
JHL	PayApp9	10/20/22	302,301.87	302,301.87	-	-	302,301.87	-	-	-
JHL	PayApp5	10/20/22	14,433.88	14,433.88	14,433.88	-	-	-	-	-
JHL	PayApp28	10/20/22	144,395.24	144,395.24	83,749.24	-	60,646.00	-	-	-
JHL	PayApp5	10/20/22	14,886.50	14,886.50	14,886.50	-	-	-	-	-
JHL	PayApp14	10/20/22	2,440,980.81	2,440,980.81	2,440,980.81	-	-	-	-	-
JHL	PayApp3	10/20/22	364,019.36	364,019.36	-	-	364,019.36	-	-	-
JHL	PayApp6	10/20/22	628,156.19	628,156.19	628,156.19	-	-	-	-	-
JHL	PayApp5	10/20/22	386,194.47	386,194.47	386,194.47	-	-	-	-	-
JHL	PayApp8	10/20/22	155,080.84	155,080.84	155,080.84	-	-	-	-	-
JHL	PayApp10	10/20/22	283,763.32	283,763.32	283,763.32	-	-	-	-	-
JHL	PayApp3	10/20/22	710,566.55	710,566.55	142,755.18	567,811.37	-	-	-	-
JHL	PayApp3	10/20/22	1,043,425.81	1,043,425.81	-	-	1,043,425.81	-	-	-
JHL	PayApp1	10/20/22	168,647.98	168,647.98	168,647.98	-	-	-	-	-
JHL	PayApp28	10/20/22	209,709.44	209,709.44	209,709.44	-	-	-	-	-
JHL	Payapp1	10/20/22	243,639.46	243,639.46	243,639.46	-	-	-	-	-
JHL	Payapp3	10/20/22	368,137.52	368,137.52	368,137.52	-	-	-	-	-
OxBlue	488483	10/20/22	3,615.00	3,615.00	-	2,205.15	-	-	-	1,409.85
OxBlue	488111	10/20/22	3,402.00	3,402.00	-	1,988.67	-	-	-	1,413.33
				-						
Total Contracts			***7,509,222.74***	***7,509,222.74***	***5,147,568.83***	***588,437.69***	***1,770,393.04***	***-***	***-***	***2,823.18***
Aecom	2000669420	10/20/22	19,067.25	19,067.25	19,067.25	-	-	-	-	-
Aecom	2000669499	10/20/22	33,562.00	33,562.00	33,562.00	-	-	-	-	-
Aecom	2000669431	10/20/22	12,850.00	12,850.00	-	-	12,850.00	-	-	-
Aecom	2000669435	10/20/22	8,959.50	8,959.50	-	-	8,959.50	-	-	-
Aecom	2000669439	10/20/22	12,752.38	12,752.38	-	-	12,752.38	-	-	-
Aecom	2000669443	10/20/22	7,367.00	7,367.00	-	-	7,367.00	-	-	-
Aecom	2000669462	10/20/22	104,710.75	104,710.75	-	-	104,710.75	-	-	-
Aecom	2000669478	10/20/22	103,265.26	103,265.26	-	-	103,265.26	-	-	-
Aecom	2000669490	10/20/22	105,414.25	105,414.25	-	-	105,414.25	-	-	-
Aecom	2000669494	10/20/22	124,655.00	124,655.00	-	-	124,655.00	-	-	-
Aecom	2000669502	10/20/22	1,565.50	1,565.50	-	-	1,565.50	-	-	-
Aecom	200069505	10/20/22	1,979.75	1,979.75	-	-	1,979.75	-	-	-
Aecom	2000669501	10/20/22	941.50	941.50	-	-	-	-	941.50	-
Aecom	2000669503	10/20/22	1,033.50	1,033.50	-	-	-	-	1,033.50	-
Aecom	2000669504	10/20/22	1,938.50	1,938.50	-	-	-	-	1,938.50	-
Aztec	135747	10/20/22	5,350.00	5,350.00	5,350.00	-	-	-	-	-
Beam Longest Neff	71244	10/20/22	7,502.75	7,502.75	-	-	7,502.75	-	-	-
Beam Longest Neff	71245	10/20/22	4,705.00	4,705.00	-	-	4,705.00	-	-	-
Beam Longest Neff	71246	10/20/22	33,528.50	33,528.50	-	-	33,528.50	-	-	-
Big West	131	10/20/22	33,950.00	33,950.00	33,950.00	-	-	-	-	-
Cage	5837	10/20/22	24,487.50	24,487.50	-	-	-	-	-	24,487.50

DocuSign Envelope ID: 06910FDA-BAAC-4373-AFEA-CC6FE014DA58

Aerotropolis Area Coordinating Metropolitan District
Draw No. 52
October 20, 2022

Vendor	Invoice No.	G/L Date	Invoice Total	Capital Amount Requested	TAH CAB/Spine Costs	AH In-Tract Costs	AF ARTA Costs	ATEC In-Tract	AF ATEC Spine Costs	Developer
Cage	6049	10/20/22	4,725.00	4,725.00	-	-	-	-	-	4,725.00
Cage	6159	10/20/22	11,025.00	11,025.00	-	-	-	-	-	11,025.00
Cage	6251	10/20/22	9,680.00	9,680.00	-	-	-	-	-	9,680.00
Cage	6528	10/20/22	11,375.00	11,375.00	-	-	-	-	-	11,375.00
Cage	6537	10/20/22	16,000.00	16,000.00	-	-	-	-	-	16,000.00
Clanton	21094-8	10/20/22	1,650.00	1,650.00	1,650.00	-	-	-	-	-
Felsburg Holt	34779	10/20/22	16,420.00	16,420.00	-	-	16,420.00	-	-	-
EV Studio	19120-29	10/20/22	2,220.00	2,220.00	2,220.00	-	-	-	-	-
JHL	90093	10/20/22	207,695.72	207,695.72	207,695.72	-	-	-	-	-
Matrix	37407	10/20/22	21,866.13	21,866.13	21,866.13	-	-	-	-	-
Matrix	37411	10/20/22	11,310.00	11,310.00	11,310.00	-	-	-	-	-
Matrix	37410	10/20/22	390.00	390.00	390.00	-	-	-	-	-
Matrix	37444	10/20/22	14,625.00	14,625.00	14,625.00	-	-	-	-	-
Norris	01-75438	10/20/22	2,545.00	2,545.00	1,476.10	-	1,068.90	-	-	-
Norris	01-75527	10/20/22	2,411.25	2,411.25	2,411.25	-	-	-	-	-
Norris	01-75709	10/20/22	4,265.13	4,265.13	4,265.13	-	-	-	-	-
Norris	01-75711	10/20/22	5,561.25	5,561.25	5,561.25	-	-	-	-	-
Norris	01-75760	10/20/22	7,567.25	7,567.25	7,567.25	-	-	-	-	-
Norris	01-75289	10/20/22	120.00	120.00	120.00	-	-	-	-	-
Norris	01-75667	10/20/22	544.00	544.00	544.00	-	-	-	-	-
Norris	01-75680	10/20/22	3,637.50	3,637.50	3,637.50	-	-	-	-	-
Schedio	181106-1376	10/20/22	16,467.70	16,467.70	16,467.70	-	-	-	-	-
Schedio	181106-1379	10/20/22	8,210.38	8,210.38	-	8,210.38	-	-	-	-
Schedio	181107-1384	10/20/22	4,848.00	4,848.00	-	-	4,848.00	-	-	-
Summit Strategies	1352	10/20/22	82,602.07	82,602.07	68,133.66	11,249.41	3,069.00	-	150.00	-
Total Design			***1,117,347.27***	***1,117,347.27***	***461,869.94***	***19,459.79***	***554,661.54***	-	***4,063.50***	77,292.50
	Total amount of checks			***8,626,570.01***	***5,609,438.77***	***607,897.48***	***2,325,054.58***	-	***4,063.50***	***80,115.68***
	Interim Payments									
	COA Pyments									
	Design			-	-	-	-	-	-	-
	690425,690243,677379,687447		27,289.00	27,289.00	1,186.00	3,003.00	21,156.00			1,944.00
	681689,688391,691104		125,518.25	125,518.25	-	125,518.25	-	-	-	-
	Construction 686365		786,045.64	786,045.64	587,502.21	-	198,543.43	-	-	-
	HR reallocation		-	-	566.00	-	(566.00)	-	-	-
	Total Amount of Draw 52			**$ 9,565,422.90**	$ 6,198,692.98	736,418.73	$ 2,544,188.01	-	**$ 4,063.50**	$ 82,059.68
	Anticipated Requisition No. 22			**$ 6,939,175.21**						
	Capital Replenishment Req 21			(500,000.00)						
	Anticiapted Net Requisition No 22			**$ 6,439,175.21**						

-

DocuSign Envelope ID: 06910FDA-BAAC-4373-AFEA-CC6FE014DA58

Aerotropolis Area Coordinating Metropolitan District
Draw No. 52
October 20, 2022

Vendor	Invoice No.	G/L Date	Invoice Total	Capital Amount Requested	TAH CAB/Spine Costs	AH In-Tract Costs	AF ARTA Costs	ATEC In-Tract	AF ATEC Spine Costs	Developer

DocuSign Envelope ID: 06910FDA-BAAC-4373-AFEA-CC6FE014DA58

Aerotropolis Area Coordinating Metropolitan District (AACMD)

10/20/2022

Total Draw Request 052		9,565,422.90
TAH CAB/Spine Costs Amount	$	6,198,692.98
AH In-Tract Costs Amount	$	736,418.73
AF ARTA Costs Amount	$	2,544,188.01
AF ATEC Spine Costs Amount	$	4,063.50
ATEC In-Tract Costs Amount	$	-
Developer Amount	$	82,059.68
Draw Request 1-51	$	157,556,497.55

	TAH CAB/Spine Costs Previous	AH In-Tract Costs Previous	AF ARTA Costs Previous	AF ATEC Spine Costs Previous	ATEC In-Tract Costs Previous	Developer Previous
Variance	$ 995,196.68	$ 34,144.60	$ (905,113.13)	$ (99,085.49)	$ -	$ (25,142.65)
DRAW 51	$ 113,908,417.00	$ 3,108,631.81	$ 36,444,743.07	$ 3,071,693.15	$ -	$ 1,023,012.52

Name	Discipline /Description	Auth No.	Task Order No.	Segment	Invoice #	Invoice $	Coding	Authorized MSA/Task Order Amount	TAH CAB/Spine Costs	AH In-Tract Costs	AF ARTA Costs	AF ATEC Spine Costs	ATEC In-Tract Costs	Developer Current	TAH CAB/Spine Costs Previous	AH In-Tract Costs Previous	AF ARTA Costs Previous	AF ATEC Spine Costs Previous	ATEC In-Tract Costs Previous	Developer Previous	Total Current and Previous	Remaining Amount	% Comp.
TOTAL DESIGN & CONSTRUCTION						$ 9,565,422.90		$ 228,060,907.62	$ 6,198,692.98	$ 736,418.73	$ 2,544,188.01	$ 4,063.50	$ -	$ 82,059.68	$ 112,913,220.33	$ 3,074,487.21	$ 37,349,856.20	$ 3,170,778.64	$ -	$ 1,048,155.17	$ 167,121,920.45	$ 60,938,987.16	
Design																							
Terra Forma Solutions	**Program Management**	1	N/A	**Monthly Management (T&M)**		-		1,005,605.00	-	-	-	-	-	-	634,330.38	7,441.47	334,202.62	26,411.75	-	3,218.78	1,005,605.00	0.00	100%
Terra Forma Solutions	Program Management			ISP (Phase 1)		-	30902.140.00.00.14	14,341.37	-						14,341.37	-	-	-	-	-	14,341.37	-	100%
Terra Forma Solutions	Program Management			ISP (Phase 2)		-	30902.141.00.00.14	12,287.57	-						12,287.57	-	-	-	-	-	12,287.57	-	100%
Terra Forma Solutions	Program Management			ISP (Phase 3 Trib T)		-	30902.142.00.00.14	2,780.36	-						2,780.36	-	-	-	-	-	2,780.36	-	100%
Terra Forma Solutions	Program Management			Broadband		-	30902.150.00.00.14	14,008.75	-						14,008.75	-	-	-	-	-	14,008.75	-	100%
Terra Forma Solutions	Program Management			Demolition		-	30902.200.00.00.14	2,358.60	-						2,358.60	-	-	-	-	-	2,358.60	-	100%
Terra Forma Solutions	Program Management			Monument (Phase 1)		-	30902.203.00.00.14	25,981.85	-						25,981.85	-	-	-	-	-	25,981.85	-	100%
Terra Forma Solutions	Program Management			Monument (Phase 2)		-	30902.204.00.00.14	9,759.15	-						9,759.15	-	-	-	-	-	9,759.15	-	100%
Terra Forma Solutions	Program Management			Monument (E470)		-	30902.205.00.00.14	6,810.10	-						6,810.10	-	-	-	-	-	6,810.10	-	100%
Terra Forma Solutions	Program Management			26th Avenue (E470-Main Street)		-	30902.206.00.00.14	9,726.69	-						9,726.70	-	-	-	-	-	9,726.70	-	100%
Terra Forma Solutions	Program Management			26th Avenue (E470-Main Street) 35% ART		-	30903.206.00.00.14	5,237.46			-				-	-	5,237.46	-	-	-	5,237.46	-	100%
Terra Forma Solutions	Program Management			E470 Interchange (Phase 1)		-	30903.210.00.00.14	25,284.65			-				-	-	25,284.65	-	-	-	25,284.65	-	100%
Terra Forma Solutions	Program Management			E470 Interchange (Phase 1.5)		-	30903.211.00.00.14	15,610.28			-				-	-	15,610.28	-	-	-	15,610.28	-	100%
Terra Forma Solutions	Program Management			E470 Interchange (Phase 2)		-	30903.212.00.00.14	19,234.93			-				-	-	19,234.93	-	-	-	19,234.93	-	100%
Terra Forma Solutions	Program Management			E470 Interchange (Phase 3)		-	30903.213.00.00.14	28,548.93			-				-	-	28,548.93	-	-	-	28,548.93	-	100%
Terra Forma Solutions	Program Management			E470 Interchange (Phase 4)		-	30903.214.00.00.14	19,816.33			-				-	-	19,816.33	-	-	-	19,816.33	-	100%
Terra Forma Solutions	Program Management			Main Street (26th-TAH Pkwy)		-	30902.220.00.00.14	38,323.45	-						38,323.45	-	-	-	-	-	38,323.45	-	100%
Terra Forma Solutions	Program Management			Main Street (TAH Pkwy-42nd)		-	30902.221.00.00.14	26,241.46	-						26,241.46	-	-	-	-	-	26,241.46	-	100%
Terra Forma Solutions	Program Management			Denali Boulevard (TAH Pkwy-42nd)		-	30902.230.00.00.14	30,318.34	-						30,318.34	-	-	-	-	-	30,318.34	-	100%
Terra Forma Solutions	Program Management			Denali Boulevard (42nd-48th)		-	30902.231.00.00.14	7,858.67	-						7,858.67	-	-	-	-	-	7,858.67	-	100%
Terra Forma Solutions	Program Management			38th Place (Main St-Denali)		-	30902.232.00.00.14	8,751.75	-						8,751.75	-	-	-	-	-	8,751.75	-	100%
Terra Forma Solutions	Program Management			TAH Parkway & Tributary T CAB 58%		-	30902.241.00.00.14	151,091.63	-						151,091.63	-	-	-	-	-	151,091.63	-	100%
Terra Forma Solutions	Program Management			TAH Parkway & Tributary T ARTA 42%		-	30903.241.00.00.14	109,411.17			-				-	-	109,411.17	-	-	-	109,411.17	-	100%
Terra Forma Solutions	Program Management			38th Avenue(Himilaya-E470 N. Side)		-	30903.246.00.00.14	14,783.85			-				-	-	14,783.85	-	-	-	14,783.85	-	100%
Terra Forma Solutions	Program Management			38th Avenue(Himilaya-E470 S. Side)		-	30903.247.00.00.14	14,783.85			-				-	-	14,783.85	-	-	-	14,783.85	-	100%
Terra Forma Solutions	Program Management			38th Parkway (Powhaton to Monaghan)		-	30904.248.00.00.14	12,896.95				-			-	-	-	12,896.95	-	-	12,896.95	-	100%
Terra Forma Solutions	Program Management			38th Parkway (TAH Pkwy-Powhaton)		-	30902.249.00.00.14	14,242.45	-						14,242.45	-	-	-	-	-	14,242.45	-	100%
Terra Forma Solutions	Program Management			42nd Avenue (Main St-Denali Blvd)		-	30902.250.00.00.14	12,333.93	-						12,333.93	-	-	-	-	-	12,333.93	-	100%
Terra Forma Solutions	Program Management			42nd Avenue (Denali Blvd-School)		-	30902.251.00.00.14	11,474.68	-						11,474.68	-	-	-	-	-	11,474.68	-	100%
Terra Forma Solutions	Program Management			42nd Avenue (School-Reserve Collc)		-	30902.252.00.00.14	12,388.59	-						12,388.59	-	-	-	-	-	12,388.59	-	100%
Terra Forma Solutions	Program Management			Reserve Boulevard (38th Pkwy-42nd)		-	30902.260.00.00.14	12,971.65	-						12,971.65	-	-	-	-	-	12,971.65	-	100%
Terra Forma Solutions	Program Management			Sanitary Outfall (E470-Main St)		-	30902.270.00.00.14	7,591.56	-						7,591.56	-	-	-	-	-	7,591.56	-	100%
Terra Forma Solutions	Program Management			Sanitary Outfall (Main/38th-TAH Pkwy/Den		-	30902.271.00.00.14	7,591.56	-						7,591.56	-	-	-	-	-	7,591.56	-	100%
Terra Forma Solutions	Program Management			Sanitary Outfall & Miscellaneous Coordina		-	30902.101.00.00.14	174,309.88	-						174,309.88	-	-	-	-	-	174,309.88	-	100%
Terra Forma Solutions	Program Management			I-70 (Phase 1)		-	30903.290.00.00.14	23,141.80			-				-	-	23,141.80	-	-	-	23,141.80	-	100%
Terra Forma Solutions	Program Management			I-70 (Phase 2)		-	30903.291.00.00.14	26,010.55			-				-	-	26,010.55	-	-	-	26,010.55	-	100%
Terra Forma Solutions	Program Management			I-70 (Phase 3)		-	30903.292.00.00.14	21,267.30			-				-	-	21,267.30	-	-	-	21,267.30	-	100%
Terra Forma Solutions	Program Management			I-70 (Phase 4)		-	30903.293.00.00.14	10,444.47			-				-	-	10,444.47	-	-	-	10,444.47	-	100%
Terra Forma Solutions	Program Management			48th Avenue (E470-Main St)		-	30902.320.00.00.14	116.46	-						116.46	-	-	-	-	-	116.46	-	100%
Terra Forma Solutions	Program Management			48th Avenue (E470-Main St) 35% ARTA		-	30903.320.00.00.14	62.71			-				-	-	62.71	-	-	-	62.71	-	100%
Terra Forma Solutions	Program Management			48th Avenue (Main St-Denali Blvd)		-	30902.321.00.00.14	116.46	-						116.46	-	-	-	-	-	116.46	-	100%
Terra Forma Solutions	Program Management			48th Avenue (Main St-Denali Blvd) 35% A		-	30903.321.00.00.14	62.71			-				-	-	62.71	-	-	-	62.71	-	100%
Terra Forma Solutions	Program Management			48th Avenue (Denali Blvd-Harvest)		-	30902.322.00.00.14	232.92	-						232.92	-	-	-	-	-	232.92	0.00	100%
Terra Forma Solutions	Program Management			48th Avenue (Denali Blvd-Harvest) 35% A		-	30903.322.00.00.14	125.42			-				-	-	125.42	-	-	-	125.42	-	100%
Terra Forma Solutions	Program Management			48th Avenue (Harvest-Powhaton)		-	30902.323.00.00.14	698.76	-						698.76	-	-	-	-	-	698.76	0.00	100%
Terra Forma Solutions	Program Management			48th Avenue (Harvest-Powhaton) 35% AR		-	30903.323.00.00.14	376.26			-				-	-	376.26	-	-	-	376.26	-	100%
Terra Forma Solutions	Program Management			Section 21 Coordination		-	30904.400.00.00.14	13,514.80				-			-	-	-	13,514.80	-	-	13,514.80	-	100%
Terra Forma Solutions	Program Management			School 1		-	30902.501.00.00.14	2,091.30	-						2,091.30	-	-	-	-	-	2,091.30	-	100%
Terra Forma Solutions	Program Management			Recreation Center 1		-	30902.511.00.00.14	11,045.60	-						11,045.60	-	-	-	-	-	11,045.60	-	100%
Terra Forma Solutions	Program Management			Recreation Center 2		-	30902.512.00.00.14	355.35	-						355.35	-	-	-	-	-	355.35	-	100%
Terra Forma Solutions	Program Management			Park 01		-	30902.531.00.00.14	6,129.50	-						6,129.50	-	-	-	-	-	6,129.50	-	100%
Terra Forma Solutions	Program Management			Filing 01		-	30902.901.00.00.14	7,441.47		-					-	7,441.47	-	-	-	-	7,441.47	-	100%
Terra Forma Solutions	Program Management			Filing 02		-	30900.901.00.00.14	3,218.78						-	-	-	-	-	-	3,218.78	3,218.78	-	100%
Summit Strategies	**Project Assistance**	1	N/A	**Monthly Managemen**	1352	82,602.07		2,671,527.59	68,133.66	11,249.41	3,069.00	150.00	-	-	1,704,376.63	194,283.21	673,933.77	15,759.13	-	572.78	2,671,527.59	-	100%
Summit Strategies	Project Assistance			Monument (Phase 2)	1%	150.00	30902.204.00.00.14	15,128.62	150.00						14,978.62	-	-	-	-	-	15,128.62	-	100%
Summit Strategies	Project Assistance			26th Avenue	0%	-	30902.208.00.00.14	2,161.82	-						2,161.82	-	-	-	-	-	2,161.82	-	100%
Summit Strategies	Project Assistance			26th Avenue 35% AR	0%	-	30903.208.00.00.14	1,164.06			-				-	-	1,164.06	-	-	-	1,164.06	-	100%
Summit Strategies	Project Assistance			E470	7%	1,050.00	30903.210.00.00.14	341,042.09			1,050.00				-	-	339,992.09	-	-	-	341,042.09	-	100%
Summit Strategies	Project Assistance			Main Street	2%	300.00	30902.220.00.00.14	30,022.74	300.00						29,722.74	-	-	-	-	-	30,022.74	-	100%
Summit Strategies	Project Assistance			Denali Boulevard	2%	300.00	30902.230.00.00.14	30,022.74	300.00						29,722.74	-	-	-	-	-	30,022.74	-	100%
Summit Strategies	Project Assistance			TAH Parkway 58% CA	1%	174.00	30902.241.00.00.14	36,273.12	174.00						36,099.12	-	-	-	-	-	36,273.12	-	100%
Summit Strategies	Project Assistance			TAH Parkway 42% AF	1%	126.00	30903.241.00.00.14	26,266.73			126.00				-	-	26,140.73	-	-	-	26,266.73	-	100%
Summit Strategies	Project Assistance			42nd Avenue (Main St	1%	150.00	30902.250.00.00.14	15,130.38	150.00						14,980.38	-	-	-	-	-	15,130.38	-	100%
Summit Strategies	Project Assistance			42nd Avenue (Denali I	1%	150.00	30902.251.00.00.14	14,817.13	150.00						14,667.13	-	-	-	-	-	14,817.13	-	100%
Summit Strategies	Project Assistance			42nd Avenue (School-	1%	150.00	30902.252.00.00.14	14,367.38	150.00						14,217.38	-	-	-	-	-	14,367.38	-	100%
Summit Strategies	Project Assistance			Reserve Boulevard (3	1%	150.00	30902.260.00.00.14	14,367.38	150.00						14,217.38	-	-	-	-	-	14,367.38	-	100%
Summit Strategies	Project Assistance			Tributary T (38th-E47(	6%	957.00	30902.241.00.00.14	78,464.75	957.00						77,507.75	-	-	-	-	-	78,464.75	-	100%
Summit Strategies	Project Assistance			Tributary T (38th-E47(	5%	693.00	30903.241.00.00.14	56,819.32			693.00				-	-	56,126.32	-	-	-	56,819.32	-	100%
Summit Strategies	Project Assistance			I-70	7%	1,050.00	30903.290.00.00.14	226,116.08			1,050.00				-	-	225,066.08	-	-	-	226,116.08	-	100%
Summit Strategies	Project Assistance			Section 21 Coordinatio	0%	-	30904.300.00.00.14	680.75				-			-	-	-	680.75	-	-	680.75	-	100%
Summit Strategies	Project Assistance			38th Avenue(Himilaya	1%	150.00	30903.246.00.00.14	25,594.51			150.00				-	-	25,444.51	-	-	-	25,594.51	-	100%
Summit Strategies	Project Assistance			38th Parkway (Powha	1%	150.00	30904.248.00.00.14	15,228.38				150.00			-	-	-	15,078.38	-	-	15,228.38	-	100%
Summit Strategies	Project Assistance			38th Parkway (TAH Pl	1%	150.00	30902.249.00.00.14	15,228.38	150.00						15,078.38	-	-	-	-	-	15,228.38	-	100%
Summit Strategies	Project Assistance			School 1	0%	-	30902.501.00.00.14	2,987.25	-						2,987.25	-	-	-	-	-	2,987.25	-	100%
Summit Strategies	Project Assistance			Recreation Center 1	1%	150.00	30902.511.00.00.14	14,247.49	150.00						14,097.49	-	-	-	-	-	14,247.49	-	100%
Summit Strategies	Project Assistance			Recreation Center 2	0%	-	30902.512.00.00.14	379.75	-						379.75	-	-	-	-	-	379.75	-	100%
Summit Strategies	Project Assistance			Filing 01	0%	-	30902.901.00.00.14	1,324.22		-					-	1,324.22	-	-	-	-	1,324.22	-	100%
Summit Strategies	Project Assistance			Filing 01	0%	-	30900.901.00.00.14	572.78						-	-	-	-	-	-	572.78	572.78	-	100%
Summit Strategies	Project Assistance			Miscellaneous Coordir	60%	9,000.00	30902.101.00.00.14	981,329.25	9,000.00						972,329.25	-	-	-	-	-	981,329.25	-	100%
Summit Strategies	Reimbursement			Reimbursement		-	30902.101.12.50.00	5,261.36	-						5,261.36	-	-	-	-	-	5,261.36	-	100%
Summit Strategies	Reimbursement			Project Executive	1352	56,352.66	30902.101.60.00.14	502,320.75	56,352.66						445,968.09	-	-	-	-	-	502,320.75	-	100%
Summit Strategies	Reimbursement			In-Tract Verification	1352	11,249.41	30902.101.60.00.14	204,208.40		11,249.41					-	192,958.99	-	-	-	-	204,208.40	-	100%
					100%																		
AECOM	**Monument Design**					-		2,559,564.00	-	-	-	-	-	-	2,105,156.74	-	156,347.95	-	-	-	2,261,504.69	298,059.31	88%
AECOM	Program Management		1	Master Consultant Agr		-	30902.101.00.00.14	480,885.00	-						479,467.75	-	-	-	-	-	479,467.75	1,417.25	100%
AECOM	Program Management		2	As Needed Support S		-	30902.101.00.00.14	250,000.00	-						229,437.23	-	-	-	-	-	229,437.23	20,562.77	92%
AECOM	Program Management		3	Program Management Support Services -		-	30902.101.00.00.14	50,000.00	-						49,594.05	-	-	-	-	-	49,594.05	405.95	99%
AECOM	Program Management		4	PM- Lite		-	30902.101.00.00.14	745,600.00	-						523,549.80	-	-	-	-	-	523,549.80	222,050.20	70%
AECOM	Program Management		5	Development of Storm		-	30902.101.00.00.14	62,664.00	-						62,757.25	-	-	-	-	-	62,757.25	(93.25)	100%
AECOM	Program Management		6+CO1	Sitewide Grading Anal		-	30902.101.00.00.14	69,308.50	-						69,297.00	-	-	-	-	-	69,297.00	11.50	100%
AECOM	Program Management		7	Schedule/COA Sched		-	30902.101.00.00.14	25,000.00	-						24,988.75	-	-	-	-	-	24,988.75	11.25	100%
AECOM	Program Management		8	Forensic Analysis		-	30902.101.00.00.14	55,000.00	-						54,932.00	-	-	-	-	-	54,932.00	68.00	100%
AECOM	Program Management		9	26th Ave Concept Des		-	30903.206.00.00.40	79,900.00			-				-	-	79,832.25	-	-	-	79,832.25	67.75	100%
AECOM	Program Management		10	Construction Access a		-	30902.101.00.00.14	41,000.00	-						5,242.50	-	-	-	-	-	5,242.50	35,757.50	13%
AECOM	Program Management		11	Cost Estimating - Trib		-	30902.241.00.00.14	22,968.00	-						22,611.30	-	-	-	-	-	22,611.30	356.70	98%
AECOM	Program Management		11	Cost Estimating - Trib		-	30903.241.00.00.14	16,632.00			-				-	-	16,373.70	-	-	-	16,373.70	258.30	98%
AECOM	Program Management		12 + CO	CMAR Procurement S		-	30902.110.00.00.14	37,500.00	-						37,481.00	-	-	-	-	-	37,481.00	19.00	100%
AECOM	Program Management		13	Powhaton Road Conc		-	30903.300.00.00.14	60,213.00			-				-	-	60,142.00	-	-	-	60,142.00	71.00	100%
AECOM	Program Management		14 + CO	TO 14+CO 1 Interim C		-	30902.101.00.00.14	187,000.00	-						186,957.36	-	-	-	-	-	186,957.36	42.64	100%
AECOM	Program Management		16	Review of Public Impr		-	30902.101.00.00.14	40,000.00	-						22,942.75	-	-	-	-	-	22,942.75	17,057.25	57%
AECOM	Program Management		18	Interim Program MGM		-	30902.101.00.00.14	185,000.00	-						185,004.50	-	-	-	-	-	185,004.50	(4.50)	100%
AECOM	Program Management		22	SWPM South of Trib T		-	30902.101.00.00.14	150,893.50	-						150,893.50	-	-	-	-	-	150,893.50	-	100%
AECOM - AACMD	**Project Manager**					52,629.25		790,626.00	52,629.25	-	-	-	-	-	393,527.54	-	-	-	-	-	446,156.79	344,469.21	56%
AECOM - AACMD	Project Manager		01	Geo Investigation Over Excavation (Old T		-	30902.101.00.00.30	9,000.00	-						-	-	-	-	-	-	-	9,000.00	0%
AECOM - AACMD	Project Manager		02	Construction Support		-	30902.101.00.00.30	50,000.00	-						19,196.50	-	-	-	-	-	19,196.50	30,803.50	38%
AECOM - AACMD	Project Manager		03 + CO1	SWPP Plan x Overlot	2000669420	19,067.25	30902.101.00.00.14	246,530.00	19,067.25						181,545.75	-	-	-	-	-	200,613.00	45,917.00	81%
AECOM - AACMD	Project Manager		04	Tributary T CO & CMA		-	30902.104.00.00.90	102,000.00	-						82,543.84	-	-	-	-	-	82,543.84	19,456.16	81%
AECOM - AACMD	Project Manager		05	TAH Pkwy/Tributary T CO & CMAR Revie		-	30902.101.00.00.14	110,500.00	-						110,241.45	-	-	-	-	-	110,241.45	258.55	100%
AECOM - AACMD	Project Manager		06	TAH Pkwy/Tributary T	2000669499	33,562.00	30902.101.00.00.90	272,596.00	33,562.00						-	-	-	-	-	-	33,562.00	239,034.00	12%
AECOM - ARTA	**Program Management**					483,519.39		13,561,852.00	-	-	483,519.39	-	-	-	-	-	3,732,501.13	-	-	-	4,216,020.52	9,345,831.48	31%
AECOM - ARTA	Program Management		01+CO1	ECCV Waterline Bypa		-	30903.241.00.00.30	185,050.00			-				-	-	133,188.50	-	-	-	133,188.50	51,861.50	72%
AECOM - ARTA	Program Management		02	As Needed Support S		-	30903.100.00.00.30	50,000.00			-				-	-	-	-	-	-	-	50,000.00	0%
AECOM - ARTA	Program Management		03	26th Ave Concept Des		-	30903.206.00.00.30	267,954.00			-				-	-	257,630.25	-	-	-	257,630.25	10,323.75	96%
AECOM - ARTA	Program Management		04	Powhaton Road Conc		-	30903.301.00.00.30	261,350.00			-				-	-	261,322.50	-	-	-	261,322.50	27.50	100%
AECOM - ARTA	Program Management		05	Traffic Impact Study -	2000669431	4,283.33	30903.300.00.00.30	70,314.00			4,283.33				-	-	63,827.83	-	-	-	68,111.16	2,202.84	97%
AECOM - ARTA	Program Management		05	Traffic Impact Study -	2000669431	4,283.34	30903.301.00.00.30	70,314.00			4,283.34				-	-	63,827.83	-	-	-	68,111.17	2,202.83	97%
AECOM - ARTA	Program Management		05	Traffic Impact Study -	2000669431	4,283.33	30903.302.00.00.30	70,314.00			4,283.33				-	-	63,827.84	-	-	-	68,111.17	2,202.83	97%
AECOM - ARTA	Program Management		06	I70 & Aerotropolis Pkw	2000669435	1,791.90	30903.290.00.00.10	48,000.00			1,791.90				-	-	14,572.30	-	-	-	16,364.20	31,635.80	34%
AECOM - ARTA	Program Management		06	I70 & Aerotropolis Pkw	2000669435	1,791.90	30903.291.00.00.10	48,000.00			1,791.90				-	-	14,572.30	-	-	-	16,364.20	31,635.80	34%
AECOM - ARTA	Program Management		06	I70 & Aerotropolis Pkw	2000669435	1,791.90	30903.292.00.00.10	48,000.00			1,791.90				-	-	14,572.30	-	-	-	16,364.20	31,635.80	34%
AECOM - ARTA	Program Management		06	I70 & Aerotropolis Pkw	2000669435	1,791.90	30903.293.00.00.10	48,000.00			1,791.90				-	-	14,572.30	-	-	-	16,364.20	31,635.80	34%
AECOM - ARTA	Program Management		06	I70 & Aerotropolis Pkw	2000669435	1,791.90	30903.294.00.00.10	48,000.00			1,791.90				-	-	14,572.30	-	-	-	16,364.20	31,635.80	34%
AECOM - ARTA	Program Management		07 + CO1	E470/38th Ave Interch	2000669439	2,550.48	30903.210.00.00.10	46,800.00			2,550.48				-	-	17,451.94	-	-	-	20,002.42	26,797.58	43%
AECOM - ARTA	Program Management		07 + CO1	E470/38th Ave Interch	2000669439	2,550.48	30903.211.00.00.10	46,800.00			2,550.48				-	-	17,451.95	-	-	-	20,002.43	26,797.57	43%
AECOM - ARTA	Program Management		07 + CO1	E470/38th Ave Interch	2000669439	2,550.48	30903.212.00.00.10	46,800.00			2,550.48				-	-	17,451.95	-	-	-	20,002.43	26,797.57	43%
AECOM - ARTA	Program Management		07 + CO1	E470/38th Ave Interch	2000669439	2,550.47	30903.213.00.00.10	46,800.00			2,550.47				-	-	17,451.95	-	-	-	20,002.42	26,797.58	43%
AECOM - ARTA	Program Management		07 + CO1	E470/38th Ave Interch	2000669439	2,550.47	30903.214.00.00.10	46,800.00			2,550.47				-	-	17,451.95	-	-	-	20,002.42	26,797.58	43%
AECOM - ARTA	Program Management		08	38th Ave Himalaya to	2000669443	3,683.50	30903.246.00.00.10	24,000.00			3,683.50				-	-	18,629.00	-	-	-	22,312.50	1,687.50	93%
AECOM - ARTA	Program Management		08	38th Ave Himalaya to	2000669443	3,683.50	30903.247.00.00.10	24,000.00			3,683.50				-	-	18,629.00	-	-	-	22,312.50	1,687.50	93%
AECOM - ARTA	Program Management		09	ARTA TAH Parkway 2	2000669462	104,710.75	30903.244.00.00.30	3,408,002.00			104,710.75				-	-	888,231.78	-	-	-	992,942.53	2,415,059.47	29%
AECOM - ARTA	Program Management		10	26th Ave from E-470 t	2000669478	25,816.31	30903.206.00.00.30	617,950.50			25,816.31				-	-	168,251.13	-	-	-	194,067.44	423,883.06	31%
AECOM - ARTA	Program Management		10	26th Ave from E-470 t	2000669478	25,816.31	30903.207.00.00.30	617,950.50			25,816.31				-	-	168,251.13	-	-	-	194,067.44	423,883.06	31%
AECOM - ARTA	Program Management		10	26th Ave from E-470 t	2000669478	25,816.32	30903.208.00.00.30	617,950.50			25,816.32				-	-	168,251.13	-	-	-	194,067.45	423,883.05	31%
AECOM - ARTA	Program Management		10	26th Ave from E-470 t	2000669478	25,816.32	30903.209.00.00.30	617,950.50			25,816.32				-	-	168,251.13	-	-	-	194,067.45	423,883.05	31%
AECOM - ARTA	Program Management		11	Aerotropolis Pkwy fror	2000669490	105,414.25	30903.301.00.00.30	3,117,539.00			105,414.25				-	-	599,677.63	-	-	-	705,091.88	2,412,447.12	23%
AECOM - ARTA	Program Management		12	48th Ave from E-470 t	2000669494	124,655.00	30903.320.00.00.30	2,874,787.00			124,655.00				-	-	480,659.71	-	-	-	605,314.71	2,269,472.29	21%
AECOM - ARTA	Program Management		13	Waterline Tunnel Desi	2000669502	1,565.50	30903.212.00.00.30	56,943.00			1,565.50				-	-	47,982.75	-	-	-	49,548.25	7,394.75	87%
AECOM - ARTA	Program Management		18	Prairies Waterline Obs	2000669505	1,979.75	30903.292.00.00.90	135,483.00			1,979.75				-	-	1,940.75	-	-	-	3,920.50	131,562.50	3%
AECOM - ATEC	**Program Management**					3,913.50		669,930.00	-	-	-	3,913.50	-	-	-	-	-	142,793.75	-	-	146,707.25	523,222.75	22%
AECOM - ATEC	Program Management		01+CO1	Crestor Well From TO	2000669504	1,938.50	30904.101.00.00.30	33,450.00				1,938.50			-	-	-	16,834.00	-	-	18,772.50	14,677.50	56%
AECOM - ATEC	Program Management		02	Program Management Support Services		-	30904.101.00.00.30	50,000.00				-			-	-	-	-	-	-	-	50,000.00	0%
AECOM - ATEC	Program Management		03	Utility Modeling	2000669503	1,033.50	30904.101.00.00.30	238,092.00				1,033.50			-	-	-	6,005.25	-	-	7,038.75	231,053.25	3%
AECOM - ATEC	Program Management		04	Mass Overlot Grading	2000669501	941.50	30904.XXX.00.00.30	348,388.00				941.50			-	-	-	119,954.50	-	-	120,896.00	227,492.00	35%
Matrix Design Group	**Project Manager**					48,191.13		1,560,843.31	48,191.13	-	-	-	-	-	890,352.84	86,566.40	-	-	-	47,943.60	1,073,053.97	487,789.34	69%
Matrix Design Group	Project Manager			Design Program Manager		-	30902.101.00.00.14	200,778.31	-						200,778.31	-	-	-	-	-	200,778.31	-	100%
Matrix Design Group	Project Manager		MSA	Design Program Mana	37407	21,866.13	30902.100.00.00.30	806,000.00	21,866.13						430,865.78	-	-	-	-	-	452,731.91	353,268.09	56%
Matrix Design Group	Project Manager		TO 01	MF Site Planning		-	30902.100.00.00.40	18,500.00	-						18,500.00	-	-	-	-	-	18,500.00	-	100%
Matrix Design Group	Project Manager		TO 02	North Lotting & Lot Tracking Spreadsheet		-	30902.900.00.00.40	86,571.40		-					-	86,566.40	-	-	-	-	86,566.40	5.00	100%
Matrix Design Group	Project Manager		TO 02	North Lotting & Lot Tracking Spreadsheet		-	30900.900.00.00.40	47,943.60						-	-	-	-	-	-	47,943.60	47,943.60	-	100%
Matrix Design Group	Project Manager		TO 05	32nd Ave - Civil CD's	37411	11,310.00	30902.343.00.00.30	144,000.00	11,310.00						112,847.50	-	-	-	-	-	124,157.50	19,842.50	86%
Matrix Design Group	Project Manager		TO 03	F18 Park Engineering	37410	390.00	30902.533.00.00.30	95,000.00	390.00						85,556.25	-	-	-	-	-	85,946.25	9,053.75	90%
Matrix Design Group	Project Manager			Warm Springs (West (	37444	14,625.00	30902.330.00.00.30	162,050.00	14,625.00						41,805.00	-	-	-	-	-	56,430.00	105,620.00	35%
Matrix Design Group	**Project Manager**			**Mass Grading**		-		704,586.51	-	-	-	-	-	-	-	353,311.89	-	-	-	-	353,311.89	351,274.62	50%
Matrix Design Group	Project Manager		TO 06	Bridgewater		-	30902.910.00.00.90	77,994.39		-					-	75,939.40	-	-	-	-	75,939.40	2,054.99	97%
Matrix Design Group	Project Manager		TO 06	Taylor Morrison		-	30902.915.00.00.90	129,316.23		-					-	129,692.76	-	-	-	-	129,692.76	(376.53)	100%
Matrix Design Group	Project Manager		TO 06	TriPointe		-	30902.916.00.00.90	124,981.79		-					-	137,256.16	-	-	-	-	137,256.16	(12,274.37)	110%
Matrix Design Group	Project Manager			Century		-	30902.917.00.00.90	97,294.10		-					-	10,423.57	-	-	-	-	10,423.57	86,870.53	11%
Matrix Design Group	Project Manager			DR Horton		-	30902.907.00.00.90	275,000.00		-					-	-	-	-	-	-	-	275,000.00	0%
JHL	**Construction Management**					207,695.72		2,915,347.07	207,695.72	-	-	-	-	-	2,707,651.35	-	-	-	-	-	2,915,347.07	-	100%
JHL	Construction Management		1	Construction Mgmt + (	90093	207,695.72	30902.101.00.00.90	2,915,347.07	207,695.72						2,707,651.35	-	-	-	-	-	2,915,347.07	-	100%
EV Studio	**Monument Design**					2,220.00		423,250.00	2,220.00	-	-	-	-	-	330,819.23	-	-	-	-	-	333,039.23	90,210.77	79%
EV Studio	Monument Design	1	1	Monument Design - Entry		-	30902.203.00.00.70	190,000.00	-						190,000.00	-	-	-	-	-	190,000.00	-	100%
EV Studio	Monument Design		2	Monument Design - In	19120-29	2,220.00	30902.204.00.00.70	233,250.00	2,220.00						140,819.23	-	-	-	-	-	143,039.23	90,210.77	61%
Contour	**Construction Assistance**					-		221,188.52	-	-	-	-	-	-	198,858.52	-	22,330.00	-	-	-	221,188.52	-	100%
Contour	Construction Assistance	1	1	Pre-Bid Preparation		-	30902.110.00.00.90	5,800.00	-						5,800.00	-	-	-	-	-	5,800.00	-	100%
Contour	Construction Assistance	1	2	Contractor Prequalification Process		-	30902.110.00.00.90	9,425.00	-						9,425.00	-	-	-	-	-	9,425.00	-	100%
Contour	Construction Assistance	1	3	Demolition		-	30902.110.00.00.90	5,800.00	-						5,800.00	-	-	-	-	-	5,800.00	-	100%
Contour	Construction Assistance	1	4	E470 Interim Connection		-	30903.210.00.00.90	10,150.00			-				-	-	10,150.00	-	-	-	10,150.00	-	100%
Contour	Construction Assistance	1	5	Main Street Phase 1		-	30902.220.00.00.90	11,600.00	-						11,600.00	-	-	-	-	-	11,600.00	-	100%
Contour	Construction Assistance	1	6	Main Street Phase 2		-	30902.221.00.00.90	8,700.00	-						8,700.00	-	-	-	-	-	8,700.00	-	100%
Contour	Construction Assistance	1	7	Main Street Phase 3		-	30902.220.00.00.90	5,800.00	-						5,800.00	-	-	-	-	-	5,800.00	-	100%
Contour	Construction Assistance	1	8	Denali Boulevard Phase 1		-	30902.230.00.00.90	8,700.00	-						8,700.00	-	-	-	-	-	8,700.00	-	100%
Contour	Construction Assistance	1	9	Denali Boulevard Phase 2		-	30902.231.00.00.90	5,800.00	-						5,800.00	-	-	-	-	-	5,800.00	-	100%
Contour	Construction Assistance	1	10	TAH Parkway Phase 1 & 2		-	30903.241.00.00.90	9,135.00			-				-	-	9,135.00	-	-	-	9,135.00	-	100%
Contour	Construction Assistance	1	11	TAH Parkway Phase 1 & 2		-	30902.241.00.00.90	12,615.00	-						12,615.00	-	-	-	-	-	12,615.00	-	100%
Contour	Construction Assistance	1	12	42nd Avenue Phase 1		-	30902.250.00.00.90	7,250.00	-						7,250.00	-	-	-	-	-	7,250.00	-	100%
Contour	Construction Assistance	1	13	42nd Avenue Phase 2		-	30902.251.00.00.90	8,700.00	-						8,700.00	-	-	-	-	-	8,700.00	-	100%
Contour	Construction Assistance	1	14	N/S Collector		-	30902.260.00.00.90	11,600.00	-						11,600.00	-	-	-	-	-	11,600.00	-	100%
Contour	Construction Assistance	1	15	Sanitary Sewer Outfall		-	30902.270.00.00.90	5,800.00	-						5,800.00	-	-	-	-	-	5,800.00	-	100%
Contour	Construction Assistance	1	16	Tributary T Phase 1		-	30902.241.00.00.90	4,205.00	-						4,205.00	-	-	-	-	-	4,205.00	-	100%
Contour	Construction Assistance	1	16	Tributary T Phase 1		-	30903.241.00.00.90	3,045.00			-				-	-	3,045.00	-	-	-	3,045.00	-	100%
Contour	Construction Assistance	1	17	Miscellaneous Potholing		-	30902.101.00.00.90	5,800.00	-						5,800.00	-	-	-	-	-	5,800.00	-	100%
Contour	Construction Assistance	1	18	Miscellaneous Services		-	30902.101.00.00.90	10,000.00	-						10,000.00	-	-	-	-	-	10,000.00	-	100%
Contour	Construction Assistance	1	18A	Miscellaneous Services		-	30902.101.00.00.90	995.72	-						995.72	-	-	-	-	-	995.72	-	100%
Contour	Construction Assistance		18CO1	Miscellaneous Services		-	30902.101.00.00.90	20,000.00	-						20,000.00	-	-	-	-	-	20,000.00	-	100%
Contour	Construction Assistance		18CO1	Miscellaneous Services		-	30902.101.00.00.90	267.80	-						267.80	-	-	-	-	-	267.80	-	100%
Contour	Construction Assistance		27	Landscaping Prebid		-	30902.110.00.00.90	15,000.00	-						15,000.00	-	-	-	-	-	15,000.00	-	100%
Contour	Construction Assistance		40	Utility Coordination		-	30902.110.00.00.90	35,000.00	-						35,000.00	-	-	-	-	-	35,000.00	-	100%
FHU	**Civil Engineering**					16,420.00		2,588,952.98	-	-	16,420.00	-	-	-	-	-	2,428,504.52	-	-	-	2,444,924.52	144,028.46	94%
FHU	Civil Engineering	1	1	TO1 + CO1to5/38th F(	34779	16,420.00	30903.210.00.00.30	2,533,292.98			16,420.00				-	-	2,376,061.31	-	-	-	2,392,481.31	140,811.67	94%
FHU	Civil Engineering		2	38th Avenue Traffic Analysis		-	30903.246.00.00.30	16,500.00			-				-	-	15,704.76	-	-	-	15,704.76	795.24	95%
FHU	Civil Engineering		3	E470 Mainline Modeling		-	30903.210.00.00.30	19,500.00			-				-	-	19,493.75	-	-	-	19,493.75	6.25	100%
FHU	Civil Engineering		4	E470 1.0 Construction Assistance		-	30903.210.00.00.30	19,660.00			-				-	-	17,244.70	-	-	-	17,244.70	2,415.30	88%
Clanton & Associates	**Lighting & Electrical Design**					1,650.00		221,775.00	1,650.00	-	-	-	-	-	36,688.50	-	25,648.75	-	-	-	63,987.25	157,787.75	29%
Clanton & Associates	Lighting & Electrical Design		1	I/70 Harvest Rd Interchange		-	30903.291.00.00.30	37,244.00			-				-	-	25,648.75	-	-	-	25,648.75	11,595.25	69%
Clanton & Associates	Lighting & Electrical Design		2	Harvest Rd to 26th Ave		-	30903.291.00.00.30	37,591.00			-				-	-	-	-	-	-	-	37,591.00	0%
Clanton & Associates	Lighting & Electrical Design			32nd Ave		-	30902.343.00.00.30	35,400.00	-						8,245.00	-	-	-	-	-	8,245.00	27,155.00	23%
Clanton & Associates	Lighting & Electrical Design			32nd Ave	094-8/To correct Dr	(3,519.38)	30902.144.00.00.30	37,130.00	(3,519.38)						23,776.38	-	-	-	-	-	20,257.00	16,873.00	55%
Clanton & Associates	Lighting & Electrical Design			32nd Ave	To Correct Draw	5,069.38	30902.145.00.00.30	37,130.00	5,069.38						4,619.62	-	-	-	-	-	9,689.00	27,441.00	26%
Clanton & Associates	Lighting & Electrical Design			32nd Ave	21094-8	100.00	30902.146.00.00.30	37,130.00	100.00						47.50	-	-	-	-	-	147.50	36,982.50	0%
Clanton & Associates	Lighting & Electrical Design			32nd Ave		-	30902.146.00.00.30	150.00	-						-	-	-	-	-	-	-	150.00	0%
CTL	**Geotechnical Engineering**					-		185,420.88	-	-	-	-	-	-	108,123.64	-	49,482.17	6,000.00	-	-	163,605.81	21,815.07	88%
CTL	Geotechnical Engineering	1	1	I-70 Interchange		-	30903.290.00.00.60	19,500.00			-				-	-	18,732.94	-	-	-	18,732.94	767.06	96%
CTL	Geotechnical Engineering	1	1	I-70 Interchange (CO 01)		-	30903.290.00.00.60	5,000.00			-				-	-	5,000.00	-	-	-	5,000.00	-	100%
CTL	Geotechnical Engineering		5	38th Avenue (Himilaya-E470)		-	30903.246.00.00.60	5,900.00			-				-	-	5,900.00	-	-	-	5,900.00	-	100%
CTL	Geotechnical Engineering		6	Miscellaneous Roads		-	30902.260.00.00.60	26,500.00	-						26,500.00	-	-	-	-	-	26,500.00	-	100%
CTL	Geotechnical Engineering		10	Trib T Pond		-	30902.289.00.00.60	4,000.00	-						4,000.00	-	-	-	-	-	4,000.00	-	100%
CTL	Geotechnical Engineering		14	Trib T Structural Testing		-	30902.241.00.00.60	3,934.65	-						3,934.65	-	-	-	-	-	3,934.65	-	100%
CTL	Geotechnical Engineering		14	Trib T Structural Testing		-	30903.241.00.00.60	2,849.23			-				-	-	2,849.23	-	-	-	2,849.23	-	100%
CTL	Geotechnical Engineering		15	38th Place Pavement Design		-	30902.232.00.00.60	5,000.00	-						5,000.00	-	-	-	-	-	5,000.00	-	100%
CTL	Geotechnical Engineering		22	38th Parkway (Powhaton to Monaghan) P		-	30904.248.00.00.60	6,000.00				-			-	-	-	6,000.00	-	-	6,000.00	-	100%
CTL	Geotechnical Engineering		23	42nd Ph2 and Reserve Pavement Design		-	30902.250.00.00.60	13,750.00	-						13,750.00	-	-	-	-	-	13,750.00	-	100%
CTL	Geotechnical Engineering		24	Entry Monuments Ph2 Foundations Invest		-	30902.204.00.00.60	10,000.00	-						10,000.00	-	-	-	-	-	10,000.00	-	100%
CTL	Geotechnical Engineering		28	38th Parkway (TAH Pkwy-Powhaton) Pav		-	30902.249.00.00.60	9,900.00	-						9,359.49	-	-	-	-	-	9,359.49	540.51	95%
CTL	Geotechnical Engineering		29	38th Parkway (Powhaton to Monaghan) P		-	30904.248.00.00.60	10,450.00				-			-	-	-	-	-	-	-	10,450.00	0%
CTL	Geotechnical Engineering		30	Recreation Center 1 Design Report		-	30902.511.00.00.60	7,000.00	-						7,000.00	-	-	-	-	-	7,000.00	-	100%
CTL	Geotechnical Engineering		32	I-70 Interchange		-	30903.290.00.00.60	17,000.00			-				-	-	17,000.00	-	-	-	17,000.00	-	100%
CTL	Geotechnical Engineering		33	Entry Monuments P2		-	30902.204.00.00.60	30,260.00	-						22,775.50	-	-	-	-	-	22,775.50	7,484.50	75%
CTL	Geotechnical Engineering		34	Community Markers		-	30902.204.00.00.60	2,438.50	-						1,152.00	-	-	-	-	-	1,152.00	1,286.50	47%
CTL	Geotechnical Engineering		34	Community Markers		-	30902.205.00.00.60	2,438.50	-						1,152.00	-	-	-	-	-	1,152.00	1,286.50	47%
CTL	Geotechnical Engineering		41	32nd Ave		-	30902.343.00.00.60	3,500.00	-						3,500.00	-	-	-	-	-	3,500.00	-	100%
BLN	**Civil Engineering**					45,736.25		3,961,976.00	-	-	45,736.25	-	-	-	-	-	2,850,245.59	-	-	-	2,895,981.84	1,065,994.16	73%
BLN	Civil Engineering	1	1	t Scope Determination		-	30903.290.00.00.30	100,000.00			-				-	-	100,000.00	-	-	-	100,000.00	-	100%
BLN	Civil Engineering		2	3/4/6/7 Traffic Analysis		-	30903.290.00.00.30	822,726.00			-				-	-	797,007.30	-	-	-	797,007.30	25,718.70	97%
BLN	Civil Engineering		3	ad Preliminary Design		-	30903.300.00.00.30	327,000.00			-				-	-	326,995.00	-	-	-	326,995.00	5.00	100%
BLN	Civil Engineering		4	ull Interchange Design	71244	7,502.75	30903.290.00.00.30	1,383,450.00			7,502.75				-	-	1,235,463.36	-	-	-	1,242,966.11	140,483.89	90%
BLN	Civil Engineering		5	ment I70 Frontage Rd	71245	4,705.00	30903.294.00.00.30	266,100.00			4,705.00				-	-	147,939.75	-	-	-	152,644.75	113,455.25	57%
BLN	Civil Engineering		6	gn for I-70/Harvest Rd	71246	33,528.50	30903.291.00.00.30	1,062,700.00			33,528.50				-	-	242,840.18	-	-	-	276,368.68	786,331.32	26%

DocuSign Envelope ID: 06910FDA-BAAC-4373-AFEA-CC6FE014DA58

Aerotropolis Area Coordinating Metropolitan District (AACMD)

10/20/2022

Total Draw Request 052		9,565,422.90
TAH CAB/Spine Costs Amount	$	6,198,692.98
AH In-Tract Costs Amount	$	736,418.73
AF ARTA Costs Amount	$	2,544,188.01
AF ATEC Spine Costs Amount	$	4,063.50
ATEC In-Tract Costs Amount	$	-
Developer Amount	$	82,059.68
Draw Request 1-51	$	157,556,497.55

TAH CAB/Spine Costs Previous	AH In-Tract Costs Previous	AF ARTA Costs Previous	AF ATEC Spine Costs Previous	ATEC In-Tract Costs Previous	Developer Previous	
$ 995,196.68	$ 34,144.60	$ (905,113.13)	$ (99,085.49)	$ -	$ (25,142.65)	Variance
$ 113,908,417.00	$ 3,108,631.81	$ 36,444,743.07	$ 3,071,693.15	$ -	$ 1,023,012.52	DRAW 51

Name	Discipline /Description	Auth No.	Task Order No.	Segment	Invoice #	Invoice $	Coding	Authorized MSA/Task Order Amount	TAH CAB/Spine Costs	AH In-Tract Costs	AF ARTA Costs	AF ATEC Spine Costs	ATEC In-Tract Costs	Developer Current	TAH CAB/Spine Costs Previous	AH In-Tract Costs Previous	AF ARTA Costs Previous	AF ATEC Spine Costs Previous	ATEC In-Tract Costs Previous	Developer Previous	Total Current and Previous	Remaining Amount	% Comp.
TOTAL DESIGN & CONSTRUCTION						$ 9,565,422.90		$ 228,060,907.62	$ 6,198,692.98	$ 736,418.73	$ 2,544,188.01	$ 4,063.50	$ -	$ 82,059.68	$ 112,913,220.33	$ 3,074,487.21	$ 37,349,856.20	$ 3,170,778.64	$ -	$ 1,048,155.17	$ 167,121,920.45	$ 60,938,987.16	
ERC	**Trib T Geomorphology**					**-**		**75,792.00**	**-**	**-**	**-**	**-**	**-**	**-**	**27,538.71**	**-**	**30,931.89**	**-**	**-**	**-**	**58,470.60**	**17,321.40**	**77%**
ERC	Trib T Geomorphology	1	1	Trib T Phase 1		-	30902.241.00.00.30	22,847.36	-						13,538.71	-	-	-	-	-	13,538.71	9,308.65	59%
ERC	Trib T Geomorphology	1	1	Trib T Phase 1		-	30903.241.00.00.30	16,544.64			-				-	-	9,803.89	-	-	-	9,803.89	6,740.75	59%
ERC	Trib T Geomorphology		2	E470 Facility		-	30903.210.00.00.30	10,400.00			-				-	-	10,400.00	-	-	-	10,400.00	-	100%
ERC	Trib T Geomorphology		3	38th Avenue(Himalaya-E470) + CO 1		-	30903.246.00.00.30	12,000.00			-				-	-	10,728.00	-	-	-	10,728.00	1,272.00	89%
ERC	Trib T Geomorphology	1	1	West Village Ave		-	30902.330.00.00.30	14,000.00	-						14,000.00	-	-	-	-	-	14,000.00	-	100%
Merrick	**Trib T**					**-**		**2,011,678.00**	**-**	**-**	**-**	**-**	**-**	**-**	**1,117,773.06**	**-**	**752,659.03**	**-**	**-**	**-**	**1,870,432.09**	**141,245.91**	**93%**
Merrick	Trib T	1	+ CO1+	Trib T Phase 1		-	30902.241.00.00.30	289,054.02	-						276,762.38	-	-	-	-	-	276,762.38	12,291.64	96%
Merrick	Trib T		1 + CO1+	Trib T Phase 1 - ARTA 42%		-	30903.241.00.00.30	209,314.98			-				-	-	200,414.12	-	-	-	200,414.12	8,900.86	96%
Merrick	Trib T		2	Structural Design		-	30902.241.00.00.30	82,491.08	-						82,491.08	-	-	-	-	-	82,491.08	-	100%
Merrick	Trib T		2	Structural Design - ARTA 42%		-	30903.241.00.00.30	59,734.92			-				-	-	59,734.92	-	-	-	59,734.92	-	100%
Merrick	Trib T		3	E470 Box Extension		-	30903.210.00.00.30	23,556.00			-				-	-	23,556.00	-	-	-	23,556.00	-	100%
Merrick	Trib T		4	Expanded Trib T Scope		-	30902.241.00.00.30	81,930.22	-						81,930.22	-	-	-	-	-	81,930.22	-	100%
Merrick	Trib T		4	Expanded Trib T Scope - ARTA 42%		-	30903.241.00.00.30	59,328.78			-				-	-	59,328.78	-	-	-	59,328.78	-	100%
Merrick	Trib T		4 CO1	Expanded Scope		-	30902.241.00.00.30	62,477.60	-						62,477.60	-	-	-	-	-	62,477.60	-	100%
Merrick	Trib T		4 CO1	Expanded Scope - ARTA 42%		-	30903.241.00.00.30	45,242.40			-				-	-	45,242.40	-	-	-	45,242.40	-	100%
Merrick	Trib T		5	Trib T Phase 2 Concept Design		-	30902.241.00.00.30	65,515.64	-						13,337.45	-	-	-	-	-	13,337.45	52,178.19	20%
Merrick	Trib T			Trib T Phase 2 Concept Design - ARTA 4		-	30903.241.00.00.30	47,442.36			-				-	-	9,658.14	-	-	-	9,658.14	37,784.22	20%
Merrick	Trib T		6	Trib T Phase 1 SUE		-	30902.241.00.00.30	5,800.00	-						5,800.00	-	-	-	-	-	5,800.00	-	100%
Merrick	Trib T			Trib T Phase 1 SUE - ARTA 42%		-	30903.241.00.00.30	4,200.00			-				-	-	4,200.00	-	-	-	4,200.00	-	100%
Merrick	Trib T		7	Trib T ISP 02		-	30902.241.00.00.30	15,660.00	-						15,660.00	-	-	-	-	-	15,660.00	-	100%
Merrick	Trib T			Trib T ISP 02 - ARTA 42%		-	30903.241.00.00.30	11,340.00			-				-	-	11,340.00	-	-	-	11,340.00	-	100%
Merrick	Trib T		7 CO1	Trib T ISP 02		-	30902.241.00.00.30	1,740.00	-						1,740.00	-	-	-	-	-	1,740.00	-	100%
Merrick	Trib T			Trib T ISP 02 - ARTA 42%		-	30903.241.00.00.30	1,260.00			-				-	-	1,260.00	-	-	-	1,260.00	-	100%
Merrick	Trib T		8+CO1	Trib T/E470 Ramp Changes		-	30902.241.00.00.30	33,292.00	-						40,484.00	-	-	-	-	-	40,484.00	(7,192.00)	122%
Merrick	Trib T			Trib T/E470 Ramp Changes - ARTA 42%		-	30903.241.00.00.30	24,108.00			-				-	-	29,316.00	-	-	-	29,316.00	(5,208.00)	122%
Merrick	Trib T		9+CO1-:	Trib T Construction T & M		-	30902.241.00.00.30	316,649.26	-						310,986.05	-	-	-	-	-	310,986.05	5,663.21	98%
Merrick	Trib T			Trib T Construction T & M - ARTA 42%		-	30903.241.00.00.30	229,297.74			-				-	-	225,196.69	-	-	-	225,196.69	4,101.05	98%
Merrick	Trib T		10+CO1	Design Changes & Revisions		-	30902.241.00.00.30	105,587.84	-						96,158.81	-	-	-	-	-	96,158.81	9,429.03	91%
Merrick	Trib T		10+CO1	Design Changes & Revisions - ARTA 42%		-	30903.241.00.00.30	76,460.16			-				-	-	69,632.20	-	-	-	69,632.20	6,827.96	91%
Merrick	Trib T		11+CO1	Additional Professional Services		-	30902.241.00.00.30	11,600.00	-						11,139.05	-	-	-	-	-	11,139.05	460.95	96%
Merrick	Trib T		11+CO1	Additional Professional Services - ARTA 4		-	30903.241.00.00.30	8,400.00			-				-	-	8,066.20	-	-	-	8,066.20	333.80	96%
Merrick	Trib T		12	Trib W Pipe Design Pond 8540 to Trib T		-	30902.332.00.00.30	115,330.00	-						110,916.25	-	-	-	-	-	110,916.25	4,413.75	96%
Merrick	Trib T		13			-	30902.241.00.00.30	14,421.70	-						7,890.17	-	-	-	-	-	7,890.17	6,531.53	55%
Merrick	Trib T		13			-	30903.241.00.00.30	10,443.30			-				-	-	5,713.58	-	-	-	5,713.58	4,729.72	55%
Aztec	**Surveying**					**5,350.00**		**613,310.00**	**5,350.00**	**-**	**-**	**-**	**-**	**-**	**380,149.00**	**-**	**214,527.98**	**6,430.00**	**-**	**-**	**606,456.98**	**6,853.02**	**99%**
Aztec	Surveying	1	ı+CO1+:	38th Interchange		-	30903.210.00.00.20	49,615.00			-				-	-	48,505.00	-	-	-	48,505.00	1,110.00	98%
Aztec	Surveying	1	2	Main Street Phase 1		-	30902.220.00.00.20	800.00	-						800.00	-	-	-	-	-	800.00	-	100%
Aztec	Surveying	1	3	Main Street Phase 2		-	30902.221.00.00.20	800.00	-						800.00	-	-	-	-	-	800.00	-	100%
Aztec	Surveying	1	4	Denali Boulevard Phase 1		-	30902.230.00.00.20	800.00	-						800.00	-	-	-	-	-	800.00	-	100%
Aztec	Surveying	1	5	Denali Boulevard Phase 2		-	30902.231.00.00.20	800.00	-						800.00	-	-	-	-	-	800.00	-	100%
Aztec	Surveying	1	6/7	TAH Parkway Phase 1 & 2		-	30902.241.00.00.20	928.00	-						928.00	-	-	-	-	-	928.00	-	100%
Aztec	Surveying	1	6/7	TAH Parkway Phase 1 & 2 (ARTA)		-	30903.241.00.00.20	672.00			-				-	-	672.00	-	-	-	672.00	-	100%
Aztec	Surveying	1	8	42nd Avenue Phase 1		-	30902.250.00.00.20	800.00	-						800.00	-	-	-	-	-	800.00	-	100%
Aztec	Surveying	1	9	42nd Avenue Phase 2		-	30902.251.00.00.20	800.00	-						800.00	-	-	-	-	-	800.00	-	100%
Aztec	Surveying	1	10	N/S Collector		-	30902.260.00.00.20	800.00	-						800.00	-	-	-	-	-	800.00	-	100%
Aztec	Surveying	1	11	Sanitary Sewer Outfall		-	30902.270.00.00.20	2,600.00	-						800.00	-	-	-	-	-	800.00	1,800.00	31%
Aztec	Surveying	1	12	Trib T Phase 1 58%		-	30902.241.00.00.20	464.00	-						464.00	-	-	-	-	-	464.00	-	100%
Aztec	Surveying	1	12	Trib T Phase 1 42% ARTA		-	30903.241.00.00.20	336.00			-				-	-	336.00	-	-	-	336.00	-	100%
Aztec	Surveying	1	13	Miscellaneous - Staging Staking.		-	30902.220.00.00.20	2,000.00	-						2,000.00	-	-	-	-	-	2,000.00	-	100%
Aztec	Surveying	1	3+CO1+	Miscellaneous.		-	30902.101.00.00.20	35,060.00	-						43,000.00	-	-	-	-	-	43,000.00	(7,940.00)	123%
Aztec	Surveying	1	13	Miscellaneous - Geotech.		-	30904.300.00.00.20	4,430.00				-			-	-	-	4,430.00	-	-	4,430.00	-	100%
Aztec	Surveying	1	13	Miscellaneous - Anadarko Potholes.		-	30903.300.00.00.20	1,460.00			-				-	-	1,460.00	-	-	-	1,460.00	-	100%
Aztec	Surveying		13	Potholes/CO 2 - Extra work 26th Ave and		-	30902.101.00.00.20	34,140.00	-						34,140.00	-	-	-	-	-	34,140.00	-	100%
Aztec	Surveying		14	I-70 Interchange Design & Powhaton (I-70		-	30903.290.00.00.20	67,600.00			-				-	-	67,600.00	-	-	-	67,600.00	-	100%
Aztec	Surveying		17	48th Avenue (E470-Picadilly)		-	30902.320.00.00.20	3,250.00	-						3,250.00	-	-	-	-	-	3,250.00	-	100%
Aztec	Surveying		17	48th Avenue (E470-Picadilly)		-	30903.320.00.00.20	1,750.00			-				-	-	1,750.00	-	-	-	1,750.00	-	100%
Aztec	Surveying		19+CO1tc	38th Avenue (Odessa-E470)		-	30903.246.00.00.20	33,860.00			-				-	-	33,860.00	-	-	-	33,860.00	-	100%
Aztec	Surveying		24	Aerial Photography		-	30902.101.00.00.20	4,200.00	-						4,200.00	-	-	-	-	-	4,200.00	-	100%
Aztec	Surveying		25	38th Xcel Easement		-	30904.248.00.00.20	2,000.00				-			-	-	-	2,000.00	-	-	2,000.00	-	100%
Aztec	Surveying		27	38th Place (E470-Denali) Legal Desc & Ex		-	30902.232.00.00.20	4,800.00	-						4,800.00	-	-	-	-	-	4,800.00	-	100%
Aztec	Surveying		28	Aerial Photography		-	30902.101.00.00.20	3,800.00	-						3,800.00	-	-	-	-	-	3,800.00	-	100%
Aztec	Surveying		31+CO1+2	Final Plat 01/Misc Easements		-	30902.101.00.00.20	85,500.00	-						86,770.00	-	-	-	-	-	86,770.00	(1,270.00)	101%
Aztec	Surveying		35+CO1+	Filing 03 Plat (School/Park)		-	30902.531.00.00.20	17,000.00	-						17,000.00	-	-	-	-	-	17,000.00	-	100%
Aztec	Surveying		36	Aerial Photography		-	30902.101.00.00.20	3,800.00	-						3,800.00	-	-	-	-	-	3,800.00	-	100%
Aztec	Surveying		42	Harvest Road Interchange.		-	30903.293.00.00.20	26,450.00			-				-	-	25,624.98	-	-	-	25,624.98	825.02	97%
Aztec	Surveying		44	Aerial Photography - April		-	30902.101.00.00.20	3,800.00	-						3,800.00	-	-	-	-	-	3,800.00	-	100%
Aztec	Surveying		45	Dry Utilities (CS) 3/24 - 4/9		-	30902.101.00.00.20	32,850.00	-						39,600.00	-	-	-	-	-	39,600.00	(6,750.00)	121%
Aztec	Surveying		46+CO1	TAH Filing No. 9		-	30902.330.00.00.20	11,225.00	-						15,442.00	-	-	-	-	-	15,442.00	(4,217.00)	138%
Aztec	Surveying		47	TAH Design Topo		-	30902.101.00.00.20	10,000.00	-						16,935.00	-	-	-	-	-	16,935.00	(6,935.00)	169%
Aztec	Surveying		48	TAH Filing 11 + 1 CO ($850.00)		-	30902.334.00.00.20	5,350.00	-						14,040.00	-	-	-	-	-	14,040.00	(8,690.00)	262%
Aztec	Surveying		??	TAH Filing 1 Amendment 1		-	30902.101.00.00.20	3,500.00	-						4,350.00	-	-	-	-	-	4,350.00	(850.00)	124%
Aztec	Surveying		49	TAH Filing 12 Trib T		-	30902.334.00.00.20	5,350.00	-						4,280.00	-	-	-	-	-	4,280.00	1,070.00	80%
Aztec	Surveying		49-CO1	TAH Filing 12 Trib T (Misc Extras) - CO1		-	30902.332.00.00.20	12,500.00	-						12,500.00	-	-	-	-	-	12,500.00	-	100%
Aztec	Surveying		50	COA 60" Prairie Waterline Relocation		-	30903.212.00.00.20	8,550.00			-				-	-	11,800.00	-	-	-	11,800.00	(3,250.00)	138%
Aztec	Surveying		51	On-Call Surveying Ser	135747	5,350.00	30902.101.00.00.20	50,000.00	5,350.00						12,800.00	-	-	-	-	-	18,150.00	31,850.00	36%
Aztec	Surveying		??????	32nd Ave Plat		-	30902.343.00.00.20	7,350.00	-						5,200.00	-	-	-	-	-	5,200.00	2,150.00	71%
Aztec	Surveying		??????	Filing 18 Plat (Planning area 26.1 Neighbo		-	30902.533.00.00.20	10,600.00	-						11,850.00	-	-	-	-	-	11,850.00	(1,250.00)	112%
Aztec	Surveying		??????	TAH Hospital Site - Final Plat		-	30902.330.00.00.20	6,000.00	-						7,500.00	-	-	-	-	-	7,500.00	(1,500.00)	125%
Aztec	Surveying		53	TAH Tract M, Filing No. 1 L&E's		-	30902.330.00.00.20	13,600.00	-						13,600.00	-	-	-	-	-	13,600.00	-	100%
Aztec	Surveying		55	TAH Warm Springs ROW & Retail Replat		-	30902.343.00.00.20	16,700.00	-						6,000.00	-	-	-	-	-	6,000.00	10,700.00	36%
Aztec	Surveying		56	TAH Tributary T Xcel Esmt		-	30902.332.00.00.20	1,700.00	-						1,700.00	-	-	-	-	-	1,700.00	-	100%
Aztec	Surveying		57	Trib T Crossing 38th Ave		-	30903.246.00.00.20	720.00			-				-	-	720.00	-	-	-	720.00	-	100%
Aztec	Surveying		58	E470/38th Ave Interchange		-	30903.212.00.00.20	22,200.00			-				-	-	22,200.00	-	-	-	22,200.00	-	100%
SRM	**Stormwater Management**					**-**		**887,055.00**	**-**	**-**	**-**	**-**	**-**	**-**	**683,317.60**	**33,136.89**	**129,177.40**	**37,280.00**	**-**	**4,143.11**	**887,055.00**	**-**	**100%**
SRM	Stormwater Management	3	1	Demolition		-	30902.200.00.00.55	7,165.00	-						7,165.00	-	-	-	-	-	7,165.00	-	100%
SRM	Stormwater Management	3	2	Monument		-	30902.203.00.00.55	10,335.00	-						10,335.00	-	-	-	-	-	10,335.00	-	100%
SRM	Stormwater Management		3	ɩ6th Avenue 65% CAB		-	30902.208.00.00.55	6,717.75	-						6,717.75	-	-	-	-	-	6,717.75	-	100%
SRM	Stormwater Management	3	3	ɩth Avenue 35% ARTA		-	30903.208.00.00.55	3,617.25			-				-	-	3,617.25	-	-	-	3,617.25	-	100%
SRM	Stormwater Management	3	4	E470 Interim		-	30903.210.00.00.55	10,335.00			-				-	-	10,335.00	-	-	-	10,335.00	-	100%
SRM	Stormwater Management	3	5	Main Street Phase 1		-	30902.220.00.00.55	11,920.00	-						11,920.00	-	-	-	-	-	11,920.00	-	100%
SRM	Stormwater Management	3	6	Main Street Phase 2		-	30902.221.00.00.55	13,505.00	-						13,505.00	-	-	-	-	-	13,505.00	-	100%
SRM	Stormwater Management	3	7	Main Street Phase 3		-	30902.222.00.00.55	7,165.00	-						7,165.00	-	-	-	-	-	7,165.00	-	100%
SRM	Stormwater Management	3	8	ali Boulevard Phase 1		-	30902.230.00.00.55	11,920.00	-						11,920.00	-	-	-	-	-	11,920.00	-	100%
SRM	Stormwater Management	3	9	ali Boulevard Phase 2		-	30902.231.00.00.55	7,165.00	-						7,165.00	-	-	-	-	-	7,165.00	-	100%
SRM	Stormwater Management	3	10/11	H Parkway Phase 1&2		-	30902.241.00.00.55	12,907.90	-						12,907.90	-	-	-	-	-	12,907.90	-	100%
SRM	Stormwater Management	3	10/11	H Parkway Phase 1&2		-	30903.241.00.00.55	9,347.10			-				-	-	9,347.10	-	-	-	9,347.10	-	100%
SRM	Stormwater Management	3	12	42nd Avenue Phase 1		-	30902.250.00.00.55	13,505.00	-						13,505.00	-	-	-	-	-	13,505.00	-	100%
SRM	Stormwater Management	3	13	42nd Avenue Phase 2		-	30902.251.00.00.55	13,505.00	-						13,505.00	-	-	-	-	-	13,505.00	-	100%
SRM	Stormwater Management	3	14	N/S Collector		-	30902.260.00.00.55	13,505.00	-						13,505.00	-	-	-	-	-	13,505.00	-	100%
SRM	Stormwater Management	3	15	Sanitary Outfall		-	30902.270.00.00.55	5,580.00	-						5,580.00	-	-	-	-	-	5,580.00	-	100%
SRM	Stormwater Management	3	16	se 1 Coordination 58%		-	30902.241.00.00.55	6,913.60	-						6,913.60	-	-	-	-	-	6,913.60	-	100%
SRM	Stormwater Management		16	oordination 42% ARTA		-	30903.241.00.00.55	5,006.40			-				-	-	5,006.40	-	-	-	5,006.40	-	100%
SRM	Stormwater Management	3	17	TO 17 - Miscellaneous		-	30902.200.00.00.55	8,985.00	-						8,985.00	-	-	-	-	-	8,985.00	-	100%
SRM	Stormwater Management		18-2	Addtl Services		-	30902.203.00.00.55	16,890.00	-						16,890.00	-	-	-	-	-	16,890.00	-	100%
SRM	Stormwater Management		18-4	Services thru Jun 2020		-	30903.210.00.00.55	7,625.00			-				-	-	7,625.00	-	-	-	7,625.00	-	100%
SRM	Stormwater Management		18-5	Services thru Jun 2020		-	30902.220.00.00.55	16,290.00	-						16,290.00	-	-	-	-	-	16,290.00	-	100%
SRM	Stormwater Management		18-6	Services thru Jun 2020		-	30902.221.00.00.55	11,975.00	-						11,975.00	-	-	-	-	-	11,975.00	-	100%
SRM	Stormwater Management		18-8	Services thru Jun 2020		-	30902.230.00.00.55	13,560.00	-						13,560.00	-	-	-	-	-	13,560.00	-	100%
SRM	Stormwater Management		18-9	Services thru Jun 2020		-	30902.231.00.00.55	17,435.00	-						17,435.00	-	-	-	-	-	17,435.00	-	100%
SRM	Stormwater Management		18-12	Services thru Jun 2020		-	30902.250.00.00.55	12,495.00	-						12,495.00	-	-	-	-	-	12,495.00	-	100%
SRM	Stormwater Management		18-13	Services thru Jun 2020		-	30902.251.00.00.55	10,390.00	-						10,390.00	-	-	-	-	-	10,390.00	-	100%
SRM	Stormwater Management		18-14	Services thru Jun 2020		-	30902.260.00.00.55	10,390.00	-						10,390.00	-	-	-	-	-	10,390.00	-	100%
SRM	Stormwater Management		18-15	Services thru Jun 2020		-	30902.270.00.00.55	17,435.00	-						17,435.00	-	-	-	-	-	17,435.00	-	100%
SRM	Stormwater Management		18	Temporary Waterline		-	30902.241.00.00.55	16,675.00	-						16,675.00	-	-	-	-	-	16,675.00	-	100%
SRM	Stormwater Management		19	38th Place		-	30902.232.00.00.55	16,675.00	-						16,675.00	-	-	-	-	-	16,675.00	-	100%
SRM	Stormwater Management		19	38th Avenue		-	30903.246.00.00.55	16,675.00			-				-	-	16,675.00	-	-	-	16,675.00	-	100%
SRM	Stormwater Management		19-2	ign + Groundbreaking		-	30902.203.00.00.55	(6,340.00)	-						(6,340.00)	-	-	-	-	-	(6,340.00)	-	100%
SRM	Stormwater Management		19	Temporary Waterline		-	30902.241.00.00.55	(6,120.00)	-						(6,120.00)	-	-	-	-	-	(6,120.00)	-	100%
SRM	Stormwater Management		19	rvices 38th Pkwy West		-	30902.249.00.00.55	10,335.00	-						10,335.00	-	-	-	-	-	10,335.00	-	100%
SRM	Stormwater Management		19	rvices 38th Pkwy East		-	30904.248.00.00.55	10,335.00				-			-	-	-	10,335.00	-	-	10,335.00	-	100%
SRM	Stormwater Management		19	Community Markers		-	30902.205.00.00.55	5,580.00	-						5,580.00	-	-	-	-	-	5,580.00	-	100%
SRM	Stormwater Management		19	l Filing 1 Dist Ph 1 & 2		-	30902.901.00.00.55	7,214.43		-					-	7,214.43	-	-	-	-	7,214.43	-	100%
SRM	Stormwater Management		19	l Filing 1 Dist Ph 1 & 2		-	30900.901.00.00.55	3,120.57						-	-	-	-	-	-	3,120.57	3,120.57	-	100%
SRM	Stormwater Management		20	AH Regular Sweeping		-	30902.220.00.00.55	19,440.00	-						19,440.00	-	-	-	-	-	19,440.00	-	100%
SRM	Stormwater Management			6-Change to TO 3 Addtl Services - 65%		-	30902.208.00.00.55	5,151.25	-						5,151.25	-	-	-	-	-	5,151.25	-	100%
SRM	Stormwater Management	3		ɔ 3 Addtl Services - 35% ARTA		-	30903.208.00.00.55	2,773.75			-				-	-	2,773.75	-	-	-	2,773.75	-	100%
SRM	Stormwater Management			21 to 26-Change to TO 4 Addtl Services		-	30903.210.00.00.55	25,960.00			-				-	-	25,960.00	-	-	-	25,960.00	-	100%
SRM	Stormwater Management			21 to 26-Change to TO 5 Addtl Services		-	30902.220.00.00.55	26,945.00	-						26,945.00	-	-	-	-	-	26,945.00	-	100%
SRM	Stormwater Management			21 to 26-Change to TO 6 Addtl Services		-	30902.221.00.00.55	26,945.00	-						26,945.00	-	-	-	-	-	26,945.00	-	100%
SRM	Stormwater Management			21 to 26-Change to TO 7 Addtl Services		-	30902.222.00.00.55	26,945.00	-						26,945.00	-	-	-	-	-	26,945.00	-	100%
SRM	Stormwater Management			21 to 26-Change to TO 8 Addtl Services		-	30902.230.00.00.55	26,945.00	-						26,945.00	-	-	-	-	-	26,945.00	-	100%
SRM	Stormwater Management			21 to 26-Change to TO 9 Addtl Services		-	30902.231.00.00.55	26,945.00	-						26,945.00	-	-	-	-	-	26,945.00	-	100%
SRM	Stormwater Management			1 to 26-Change to TO 12 Addtl Services		-	30902.250.00.00.55	26,945.00	-						26,945.00	-	-	-	-	-	26,945.00	-	100%
SRM	Stormwater Management			1 to 26-Change to TO 13 Addtl Services		-	30902.251.00.00.55	26,945.00	-						26,945.00	-	-	-	-	-	26,945.00	-	100%
SRM	Stormwater Management			1 to 26-Change to TO 14 Addtl Services		-	30902.260.00.00.55	26,945.00	-						26,945.00	-	-	-	-	-	26,945.00	-	100%
SRM	Stormwater Management			TO 21 Change to TO 15 Addtl Services		-	30902.270.00.00.55	19,020.00	-						19,020.00	-	-	-	-	-	19,020.00	-	100%
SRM	Stormwater Management			26-Change to TO 10/11 Addtl Services		-	30902.241.00.00.55	14,584.10	-						14,584.10	-	-	-	-	-	14,584.10	-	100%
SRM	Stormwater Management			26-Change to TO 10/11 Addtl Services		-	30903.241.00.00.55	10,560.90			-				-	-	10,560.90	-	-	-	10,560.90	-	100%
SRM	Stormwater Management			1 to 26-Change to TO 16 Addtl Services		-	30902.241.00.00.55	14,268.00	-						14,268.00	-	-	-	-	-	14,268.00	-	100%
SRM	Stormwater Management			1 to 26-Change to TO 16 Addtl Services		-	30903.241.00.00.55	10,332.00			-				-	-	10,332.00	-	-	-	10,332.00	-	100%
SRM	Stormwater Management			Change to TO 19 - 38 Pl Addtl Services		-	30902.232.00.00.55	26,945.00	-						26,945.00	-	-	-	-	-	26,945.00	-	100%
SRM	Stormwater Management			hange to TO 19 - 38 Ave Addtl Services		-	30903.246.00.00.55	26,945.00			-				-	-	26,945.00	-	-	-	26,945.00	-	100%
SRM	Stormwater Management			ange to TO 19 - 38 PK W Addtl Services		-	30904.248.00.00.55	26,945.00				-			-	-	-	26,945.00	-	-	26,945.00	-	100%
SRM	Stormwater Management			ange to TO 19 - 38 PK E Addtl Services		-	30902.249.00.00.55	26,945.00	-						26,945.00	-	-	-	-	-	26,945.00	-	100%
SRM	Stormwater Management			o TO 19 - Comm Marker Addtl Services		-	30902.205.00.00.55	26,945.00	-						26,945.00	-	-	-	-	-	26,945.00	-	100%
SRM	Stormwater Management			Change to TO 19 - Res 1 Addtl Services		-	30902.901.00.00.55	25,922.46		-					-	25,922.46	-	-	-	-	25,922.46	-	100%
SRM	Stormwater Management			Change to TO 19 - Res 1 Addtl Services		-	30900.901.00.00.55	1,022.54						-	-	-	-	-	-	1,022.54	1,022.54	-	100%
HRG	**Civil Engineering**					**-**		**5,908,643.14**	**566.00**	**-**	**(566.00)**	**-**	**-**	**-**	**3,142,179.21**	**294,031.91**	**1,862,123.20**	**154,624.65**	**-**	**-**	**5,452,958.97**	**455,684.17**	**92%**
HRG	Civil Engineering	1	1	Demolition		-	30902.200.00.00.30	5,500.00	-						5,500.00	-	-	-	-	-	5,500.00	-	100%
HRG	Civil Engineering	1	2	Infrastructure Site Plan & CO 01		-	30902.140.00.00.30	67,000.00	-						65,237.18	-	-	-	-	-	65,237.18	1,762.82	97%
HRG	Civil Engineering	1	3	Broadband & CO 01		-	30902.150.00.00.30	111,500.00	-						111,500.00	-	-	-	-	-	111,500.00	-	100%
HRG	Civil Engineering	1	4	Initial E470 Connection		-	30903.210.00.00.30	63,590.00			-				-	-	35,052.42	-	-	-	35,052.42	28,537.58	55%
HRG	Civil Engineering	1	5	Main Street Phase 1		-	30902.220.00.00.30	443,756.00	-						438,213.17	-	-	-	-	-	438,213.17	5,542.83	99%
HRG	Civil Engineering	1	5+CO1	Main Street Phase 1 - 26th Avenue 65%		-	30902.208.00.00.30	30,103.86	-						30,103.86	-	-	-	-	-	30,103.86	-	100%
HRG	Civil Engineering	1	5+CO1	Main Street Phase 1 - 26th Avenue 35% A		-	30903.208.00.00.30	16,209.77			-				-	-	16,209.77	-	-	-	16,209.77	-	100%
HRG	Civil Engineering	1	6	Main Street Phase 2		-	30902.221.00.00.30	195,400.00	-						194,769.40	-	-	-	-	-	194,769.40	630.60	100%
HRG	Civil Engineering	1	7	Main Street Phase 3		-	30902.220.00.00.30	40,000.00	-						40,902.60	-	-	-	-	-	40,902.60	(902.60)	102%
HRG	Civil Engineering	1	8	Denali Boulevard Phase 1		-	30902.230.00.00.30	171,430.00	-						170,579.18	-	-	-	-	-	170,579.18	850.82	100%
HRG	Civil Engineering	1	9	Denali Boulevard Phase 2		-	30902.231.00.00.30	116,160.00	-						30,066.08	-	-	-	-	-	30,066.08	86,093.92	26%
HRG	Civil Engineering	1	10/11	TAH Parkway Phase 1 & 2 58%		-	30902.241.00.00.30	405,315.60	-						406,447.96	-	-	-	-	-	406,447.96	(1,132.36)	100%
HRG	Civil Engineering	1	10/11	TAH Parkway Phase 1 & 2 42% ARTA		-	30903.241.00.00.30	293,504.40			-				-	-	294,324.38	-	-	-	294,324.38	(819.98)	100%
HRG	Civil Engineering	1	12	42nd Avenue Phase 1		-	30902.250.00.00.30	71,450.00	-						70,470.90	-	-	-	-	-	70,470.90	979.10	99%
HRG	Civil Engineering	1	13	42nd Avenue Phase 2		-	30902.250.00.00.30	150,750.00	-						150,060.90	-	-	-	-	-	150,060.90	689.10	100%
HRG	Civil Engineering	1	14	N/S Collector		-	30902.260.00.00.30	139,470.00	-						141,777.82	-	-	-	-	-	141,777.82	(2,307.82)	102%
HRG	Civil Engineering	1	15	Sanitary Outfall		-	30902.270.00.00.30	37,900.00	-						37,130.52	-	-	-	-	-	37,130.52	769.48	98%
HRG	Civil Engineering	1	16	Trib T Phase 1 Coordination 58%		-	30902.241.00.00.30	23,954.00	-						26,559.52	-	-	-	-	-	26,559.52	(2,605.52)	111%
HRG	Civil Engineering	1	16	Trib T Phase 1 Coordination 42% ARTA		-	30903.241.00.00.30	17,346.00			-				-	-	19,232.75	-	-	-	19,232.75	(1,886.75)	111%
HRG	Civil Engineering	1	17	Miscellaneous - Monument		-	30902.203.00.00.30	36,000.00	-						35,682.49	-	-	-	-	-	35,682.49	317.51	99%
HRG	Civil Engineering	1	17	Miscellaneous - Exhibits/Stormwater		-	30902.241.00.00.30	71,340.00	-						64,725.45	-	-	-	-	-	64,725.45	6,614.55	91%
HRG	Civil Engineering	1	17	Miscellaneous - Exhibits/Stormwater		-	30903.241.00.00.30	51,660.00			-				-	-	46,870.15	-	-	-	46,870.15	4,789.85	91%
HRG	Civil Engineering	1	17	Miscellaneous - CIP Water		-	30902.220.00.00.30	1,000.00	-						751.24	-	-	-	-	-	751.24	248.76	75%
HRG	Civil Engineering	1	17	Miscellaneous - Section 21 Exhibits		-	30904.400.00.00.30	15,000.00				-			-	-	-	14,659.15	-	-	14,659.15	340.85	98%
HRG	Civil Engineering	1	18	Traffic Analysis		-	30902.208.00.00.30	1,962.19	-						1,962.19	-	-	-	-	-	1,962.19	-	100%
HRG	Civil Engineering	1	18	Traffic Analysis - 35% ARTA		-	30903.208.00.00.30	1,056.56			-				-	-	1,056.56	-	-	-	1,056.56	-	100%
HRG	Civil Engineering	1	18	Traffic Analysis		-	30903.210.00.00.30	3,018.75			-				-	-	3,018.75	-	-	-	3,018.75	-	100%
HRG	Civil Engineering	1	18	Traffic Analysis		-	30902.220.00.00.30	3,018.75	-						3,018.75	-	-	-	-	-	3,018.75	-	100%
HRG	Civil Engineering	1	18	Traffic Analysis		-	30902.230.00.00.30	3,018.75	-						3,018.75	-	-	-	-	-	3,018.75	-	100%
HRG	Civil Engineering	1	18	Traffic Analysis		-	30902.241.00.00.30	3,501.75	-						3,501.75	-	-	-	-	-	3,501.75	-	100%
HRG	Civil Engineering	1	18	Traffic Analysis		-	30903.241.00.00.30	2,535.75			-				-	-	2,535.75	-	-	-	2,535.75	-	100%
HRG	Civil Engineering	1	18	Traffic Analysis		-	30902.250.00.00.30	3,018.75	-						3,018.75	-	-	-	-	-	3,018.75	-	100%
HRG	Civil Engineering	1	18	Traffic Analysis		-	30902.260.00.00.30	3,618.75	-						3,018.75	-	-	-	-	-	3,018.75	600.00	83%
HRG	Civil Engineering		19	Section 21		-	30904.300.00.00.30	19,500.00				-			-	-	-	18,600.00	-	-	18,600.00	900.00	95%
HRG	Civil Engineering		20	Monument SWMP		-	30902.203.00.00.30	15,000.00	-						10,030.00	-	-	-	-	-	10,030.00	4,970.00	67%
HRG	Civil Engineering		21	48th Avenue (E470-Powhaton) 58%		-	30902.241.00.00.30	37,850.57	-						37,850.57	-	-	-	-	-	37,850.57	-	100%
HRG	Civil Engineering		21	48th Avenue (E470-Powhaton) 42% ARTA		-	30903.241.00.00.30	27,409.03			-				-	-	27,409.03	-	-	-	27,409.03	-	100%
HRG	Civil Engineering		23	38th Avenue (Himalaya-E470 North)		-	30903.246.00.00.30	517,031.00			-				-	-	512,192.49	-	-	-	512,192.49	4,838.51	99%
HRG	Civil Engineering		23/42/43	38th Avenue (Himalaya-E470 South)		-	30903.247.00.00.30	517,031.00			-				-	-	492,948.40	-	-	-	492,948.40	24,082.60	95%
HRG	Civil Engineering		24	38th Place		-	30902.232.00.00.30	92,600.00	-						92,611.60	-	-	-	-	-	92,611.60	(11.60)	100%
HRG	Civil Engineering		25	E470 Project Monuments/Community Mar		-	30902.205.00.00.30	24,500.00	-						72,584.00	-	-	-	-	-	72,584.00	(48,084.00)	296%
HRG	Civil Engineering		26	Construction Services	To Correct Draw	2,200.00	30902.220.00.00.30	165,150.00	2,200.00						150,880.00	-	-	-	-	-	153,080.00	12,070.00	93%
HRG	Civil Engineering		26CO02	Filing 3		-	30902.531.00.00.30	18,000.00	-						6,543.50	-	-	-	-	-	6,543.50	11,456.50	36%
HRG	Civil Engineering		26CO02	38th Pkwy Pond Certif	To Correct Draw	1,071.00	30903.246.00.00.30	13,000.00			1,071.00				-	-	13,473.00	-	-	-	14,544.00	(1,544.00)	112%
HRG	Civil Engineering		26CO02	Filing 10		-	30902.330.00.00.30	37,000.00	-						4,360.50	-	-	-	-	-	4,360.50	32,639.50	12%
HRG	Civil Engineering		26CO02	Prairies Waterline Relocation at E470 Inte		-	30903.210.00.00.30	20,000.00			-				-	-	19,320.00	-	-	-	19,320.00	680.00	97%
HRG	Civil Engineering		26CO02	Filing 11	To Correct Draw	(965.00)	30903.246.00.00.30	-			(965.00)				-	-	965.00	-	-	-	-	-	0%
HRG	Civil Engineering		Delete Draw	Main St Inlet Retrofit	To Correct Draw	(106.00)	30902.246.00.00.30	-	(106.00)						106.00	-	-	-	-	-	-	-	0%
HRG	Civil Engineering		Delete Draw	Main St Inlet Retrofit	To Correct Draw	(1,528.00)	30902.244.00.00.30	-	(1,528.00)						1,528.00	-	-	-	-	-	-	-	0%
HRG	Civil Engineering		Delete Draw	Main St Inlet Retrofit	To Correct Draw	(672.00)	30903.244.00.00.30	-			(672.00)				-	-	672.00	-	-	-	-	-	0%
HRG	Civil Engineering		27	38th Parkway (Reserve-Powhaton)		-	30902.249.00.00.30	146,700.00	-						150,625.10	-	-	-	-	-	150,625.10	(3,925.10)	103%
HRG	Civil Engineering		27 - CO 1	Fire Access Road		-	30902.201.00.00.30	18,800.00	-						7,836.50	-	-	-	-	-	7,836.50	10,963.50	42%
HRG	Civil Engineering		28	School 01 Infrastructure		-	30902.501.00.00.30	157,600.00	-						157,549.24	-	-	-	-	-	157,549.24	50.76	100%
HRG	Civil Engineering		29	38th Parkway (Powhaton-Monaghan)		-	30904.248.00.00.30	148,500.00				-			-	-	-	121,365.50	-	-	121,365.50	27,134.50	82%
HRG	Civil Engineering		30	Trib T Phase 2/TAH Pkwy Concept Design		-	30902.244.00.00.30	65,147.00	-						18,891.55	-	-	-	-	-	18,891.55	46,255.45	29%
HRG	Civil Engineering		30	Trib T Phase 2/TAH Pkwy Concept Design		-	30903.244.00.00.30	47,175.40			-				-	-	13,680.09	-	-	-	13,680.09	33,495.31	29%
HRG	Civil Engineering		30	Trib T Phase 2/TAH Pkwy Concept Design		-	30903.246.00.00.30	7,677.60			-				-	-	7,677.60	-	-	-	7,677.60	-	100%
HRG	Civil Engineering		31	Rec Center 01		-	30902.511.00.00.30	77,400.00	-						787.00	-	-	-	-	-	787.00	76,613.00	1%
HRG	Civil Engineering		32	Park 01		-	30902.531.00.00.30	48,700.00	-						48,152.00	-	-	-	-	-	48,152.00	548.00	99%
HRG	Civil Engineering		33	38th Avenue (Odessa-E470) ISP&PDP		-	30903.246.00.00.30	80,600.00			-				-	-	80,600.00	-	-	-	80,600.00	-	100%
HRG	Civil Engineering		34	26th/Powhaton/TAH Pkwy Intersection 58		-	30902.241.00.00.30	29,145.00	-						7,753.44	-	-	-	-	-	7,753.44	21,391.56	27%
HRG	Civil Engineering		34	26th/Powhaton/TAH Pkwy Intersection 42		-	30903.241.00.00.30	21,105.00			-				-	-	5,614.56	-	-	-	5,614.56	15,490.44	27%
HRG	Civil Engineering		35+CO1	Streetlight VE		-	30902.220.00.00.30	32,000.00	-						32,000.00	-	-	-	-	-	32,000.00	-	100%
HRG	Civil Engineering		36	Site Trailer Sanitary and Water Services		-	30902.512.00.00.30	25,520.00	-						7,047.00	-	-	-	-	-	7,047.00	18,473.00	28%
HRG	Civil Engineering		37	Prairies Waterline Relocation at E470 Inte		-	30903.246.00.00.30	115,000.00			-				-	-	115,692.01	-	-	-	115,692.01	(692.01)	101%
HRG	Civil Engineering		37	Prairies Waterline Relocation at E470 Inte		-	30903.247.00.00.30	115,000.00			-				-	-	115,691.99	-	-	-	115,691.99	(691.99)	101%
HRG	Civil Engineering		38	24" Water Relocation at E470 Interchange		-	30903.210.00.00.30	39,900.00			-				-	-	37,886.50	-	-	-	37,886.50	2,013.50	95%
HRG	Civil Engineering		39	PA 55-56 Infrastructure		-	30902.334.00.00.30	156,800.00	-						160,230.00	-	-	-	-	-	160,230.00	(3,430.00)	102%
HRG	Civil Engineering		40	Irrigation Study		-	30902.101.00.00.30	20,000.00	-						9,729.50	-	-	-	-	-	9,729.50	10,270.50	49%
HRG	Civil Engineering			Filing 04 - Pulte		-	30902.904.00.00.30	67,960.06		-					-	67,960.06	-	-	-	-	67,960.06	-	100%
HRG	Civil Engineering			Filing 05 - ???		-	30902.905.00.00.30	125,098.75		-					-	125,098.75	-	-	-	-	125,098.75	-	100%
HRG	Civil Engineering			Filing 06 - ???		-	30902.906.00.00.30	94,333.50		-					-	94,333.50	-	-	-	-	94,333.50	-	100%
HRG	Civil Engineering			Filing 13 - ???		-	30902.913.00.00.30	6,639.60		-					-	6,639.60	-	-	-	-	6,639.60	-	100%
HRG	Civil Engineering		41	ISP 01 Amendment AACMD TO 39		-	30902.140.00.00.30	50,000.00	-						40,799.50	-	-	-	-	-	40,799.50	9,200.50	82%
HRG	Civil Engineering		44	The Aurora Highlands Meetings		-	30902.101.00.00.30	68,800.00	-						46,287.00	-	-	-	-	-	46,287.00	22,513.00	67%
HRG	Civil Engineering		45	The Aurora Highlands - MDR Amend No.		-	30902.330.00.00.30	17,760.00	-						18,560.00	-	-	-	-	-	18,560.00	(800.00)	105%
HRG	Civil Engineering		46	The Aurora Highlands - MDR Amend No.		-	30902.330.00.00.30	21,120.00	-						21,420.00	-	-	-	-	-	21,420.00	(300.00)	101%
Norris	**Landscape/Planning**					**26,651.38**		**3,458,524.56**	**25,582.48**	**-**	**1,068.90**	**-**	**-**	**-**	**1,599,319.48**	**105,299.80**	**306,500.24**	**-**	**-**	**-**	**2,037,770.90**	**1,420,753.66**	**59%**
Norris	Landscape/Planning	1	1	Interim E470 Connection		-	30903.210.00.00.40	72,350.00			-				-	-	61,187.00	-	-	-	61,187.00	11,163.00	85%
Norris	Landscape/Planning	1	2	Main Street Phase 1		-	30902.220.00.00.40	90,850.00	-						72,884.43	-	-	-	-	-	72,884.43	17,965.57	80%
Norris	Landscape/Planning	1	2	Main Street Phase 1 - 26th Avenue		-	30902.206.00.00.40	6,120.73	-						5,852.25	-	-	-	-	-	5,852.25	268.48	96%
Norris	Landscape/Planning		2	Main Street Phase 1 - 26th Avenue		-	30903.206.00.00.40	3,295.78			-				-	-	3,151.21	-	-	-	3,151.21	144.57	96%
Norris	Landscape/Planning	1	3	Main Street Phase 2		-	30902.221.00.00.40	74,850.00	-						63,965.75	-	-	-	-	-	63,965.75	10,884.25	85%
Norris	Landscape/Planning	1	4	Denali Boulevard		-	30902.230.00.00.40	64,850.00	-						55,996.00	-	-	-	-	-	55,996.00	8,854.00	86%
Norris	Landscape/Planning	1	5	TAH Parkway Phase 1 58%		-	30902.241.00.00.40	20,268.10	-						31,513.87	-	-	-	-	-	31,513.87	(11,245.77)	155%
Norris	Landscape/Planning			TAH Parkway Phase 1 42% ARTA		-	30903.241.00.00.40	14,676.90			-				-	-	-	-	-	-	-	14,676.90	0%
Norris	Landscape/Planning	1	5	TAH Parkway Phase 1 42% ARTA		-	30903.241.00.00.40	10,628.10			-				-	-	22,820.39	-	-	-	22,820.39	(12,192.29)	215%
Norris	Landscape/Planning			TAH Parkway Phase 1 58%		-	30902.241.00.00.40	14,676.90	-						-	-	-	-	-	-	-	14,676.90	0%
Norris	Landscape/Planning	1	6	TAH Parkway Phase 2 58%		-	30902.241.00.00.40	50,460.00	-						65,531.31	-	-	-	-	-	65,531.31	(15,071.31)	130%
Norris	Landscape/Planning			TAH Parkway Phase 2 42% ARTA		-	30903.241.00.00.40	36,540.00			-				-	-	47,453.70	-	-	-	47,453.70	(10,913.70)	130%
Norris	Landscape/Planning	1	6	TAH Parkway Phase 2 42% ARTA		-	30903.241.00.00.40	26,460.00			-				-	-	-	-	-	-	-	26,460.00	0%
Norris	Landscape/Planning			TAH Parkway Phase 2 58%		-	30902.241.00.00.40	36,540.00	-						-	-	-	-	-	-	-	36,540.00	0%
Norris	Landscape/Planning	1	7	42nd Avenue Phase 1		-	30902.250.00.00.40	63,850.00	-						56,963.50	-	-	-	-	-	56,963.50	6,886.50	89%
Norris	Landscape/Planning	1	8	42nd Avenue Phase 2		-	30902.251.00.00.40	69,250.00	-						57,145.50	-	-	-	-	-	57,145.50	12,104.50	83%
Norris	Landscape/Planning	1	9	N/S Collector		-	30902.260.00.00.40	69,250.00	-						58,975.00	-	-	-	-	-	58,975.00	10,275.00	85%
Norris	Landscape/Planning	1	10	Trib T Phase 1 58%	01-75438	738.05	30902.241.00.00.40	152,539.13	738.05						88,047.47	-	-	-	-	-	88,785.52	63,753.61	58%
Norris	Landscape/Planning		10	Trib T Phase 1 42% A	01-75438	534.45	30903.241.00.00.40	110,459.37			534.45				-	-	63,758.51	-	-	-	64,292.96	46,166.41	58%
Norris	Landscape/Planning	1	10	TAH Pkwy P5 58%	01-75438	738.05	30902.244.00.00.45	152,539.13	738.05						88,047.47	-	-	-	-	-	88,785.52	63,753.61	58%
Norris	Landscape/Planning		10	TAH Pkwy P5 1 42% A	01-75438	534.45	30903.244.00.00.45	110,459.37			534.45				-	-	63,758.51	-	-	-	64,292.96	46,166.41	58%
Norris	Landscape/Planning	1	11	Monument Assistance		-	30902.205.00.00.40	23,400.00	-						20,462.09	-	-	-	-	-	20,462.09	2,937.91	87%

DocuSign Envelope ID: 06910FDA-BAAC-4373-AFEA-CC6FE014DA58

Aerotropolis Area Coordinating Metropolitan District (AACMD)

10/20/2022

Total Draw Request 052		**9,565,422.90**
TAH CAB/Spine Costs Amount	$	6,198,692.98
AH In-Tract Costs Amount	$	736,418.73
AF ARTA Costs Amount	$	2,544,188.01
AF ATEC Spine Costs Amount	$	4,063.50
ATEC In-Tract Costs Amount	$	-
Developer Amount	$	82,059.68
Draw Request 1-51	**$**	**157,556,497.55**

	TAH CAB/Spine	AH In-Tract	AF ARTA	AF ATEC Spine	ATEC In-Tract	Developer	
Variance	$ 995,196.68	$ 34,144.60	$ (905,113.13)	$ (99,085.49)	$ -	$ (25,142.65)	Variance
DRAW 51	$ 113,908,417.00	$ 3,108,631.81	$ 36,444,743.07	$ 3,071,693.15	$ -	$ 1,023,012.52	DRAW 51

Name	Discipline /Description	Auth No.	Task Order No.	Segment	Invoice #	Invoice $	Coding	Authorized MSA/Task Order Amount	TAH CAB/Spine Costs	AH In-Tract Costs	AF ARTA Costs	AF ATEC Spine Costs	ATEC In-Tract Costs	Developer Current	TAH CAB/Spine Costs Previous	AH In-Tract Costs Previous	AF ARTA Costs Previous	AF ATEC Spine Costs Previous	ATEC In-Tract Costs Previous	Developer Previous	Total Current and Previous	Remaining Amount	% Comp.
TOTAL DESIGN & CONSTRUCTION						**$ 9,565,422.90**		**$ 228,060,907.62**	**$ 6,198,692.98**	**$ 736,418.73**	**$ 2,544,188.01**	**$ 4,063.50**	**$ -**	**$ 82,059.68**	**$ 112,913,220.33**	**$ 3,074,487.21**	**$ 37,349,856.20**	**$ 3,170,778.64**	**$ -**	**$ 1,048,155.17**	**$ 167,121,920.45**	**$ 60,938,987.16**	
Norris	Landscape/Planning	1	12	Miscellaneous		$ -	30902.101.00.00.40	$ 35,000.00	$ -						$ 40,487.56	$ -	$ -	$ -	$ -	$ -	$ 40,487.56	$ (5,487.56)	116%
Norris	Landscape/Planning		13	Rec Center 01		$ -	30902.511.00.00.40	$ 36,658.00	$ -						$ 32,972.47	$ -	$ -	$ -	$ -	$ -	$ 32,972.47	$ 3,685.53	90%
Norris	Landscape/Planning		14	Rec Center 02		$ -	30902.512.00.00.40	$ 40,658.00	$ -						$ 19,176.36	$ -	$ -	$ -	$ -	$ -	$ 19,176.36	$ 21,481.64	47%
Norris	Landscape/Planning		??	School 1 We do no have this MSA/TO		$ -	30902.501.00.00.40	$ 1,227.00	$ -						$ -	$ -	$ -	$ -	$ -	$ -	$ -	$ 1,227.00	0%
Norris	Landscape/Planning		15+CO1&	Park 01	01-75527	$ 2,411.25	30902.531.00.00.40	$ 176,200.00	$ 2,411.25						$ 154,955.30	$ -	$ -	$ -	$ -	$ -	$ 157,366.55	$ 18,833.45	89%
Norris	Landscape/Planning		16	Trib T Phase 2		$ -	30902.244.00.00.40	$ 78,300.00	$ -						$ 2,957.16	$ -	$ -	$ -	$ -	$ -	$ 2,957.16	$ 75,342.84	4%
Norris	Landscape/Planning		16	Trib T Phase 2		$ -	30903.244.00.00.40	$ 56,700.00			$ -				$ -	$ -	$ 2,141.39	$ -	$ -	$ -	$ 2,141.39	$ 54,558.61	4%
Norris	Landscape/Planning		17	Art Coordination		$ -	30902.152.00.00.40	$ 132,000.00	$ -						$ 8,781.05	$ -	$ -	$ -	$ -	$ -	$ 8,781.05	$ 123,218.95	7%
Norris	Landscape/Planning		18	Construction Assistan	01-75709	$ 4,265.13	30902.101.00.00.40	$ 285,000.00	$ 4,265.13						$ 185,945.04	$ -	$ -	$ -	$ -	$ -	$ 190,210.17	$ 94,789.83	67%
Norris	Landscape/Planning		19	TAH ISP 3	01-75711	$ 5,561.25	30902.142.00.00.40	$ 100,000.00	$ 5,561.25						$ 92,709.90	$ -	$ -	$ -	$ -	$ -	$ 98,271.15	$ 1,728.85	98%
Norris	Landscape/Planning		20+CO1	Neighborhood Park 03	01-75760	$ 7,567.25	30902.533.00.00.40	$ 194,100.00	$ 7,567.25						$ 99,336.59	$ -	$ -	$ -	$ -	$ -	$ 106,903.84	$ 87,196.16	55%
Norris	Landscape/Planning		32	Filing 18 Park Const C	01-75289	$ 120.00	30902.533.00.00.40	$ 30,000.00	$ 120.00						$ -	$ -	$ -	$ -	$ -	$ -	$ 120.00	$ 29,880.00	0%
Norris	Landscape/Planning		21	Neighborhood Park 04		$ -	30902.534.00.00.40	$ 160,000.00	$ -						$ -	$ -	$ -	$ -	$ -	$ -	$ -	$ 160,000.00	0%
Norris	Landscape/Planning		22	ISP 1 Amend + CO 1		$ -	30902.140.00.00.40	$ 83,000.00	$ -						$ 88,111.92	$ -	$ -	$ -	$ -	$ -	$ 88,111.92	$ (5,111.92)	106%
Norris	Landscape/Planning		23	TAH ISP 4	01-75667	$ 544.00	30902.143.00.00.40	$ 111,850.00	$ 544.00						$ 104,771.74	$ -	$ -	$ -	$ -	$ -	$ 105,315.74	$ 6,534.26	94%
Norris	Landscape/Planning		26	TAH Main Street Soccer Field Study		$ -	30902.546.00.00.40	$ 10,700.00	$ -						$ 6,022.50	$ -	$ -	$ -	$ -	$ -	$ 6,022.50	$ 4,677.50	56%
Norris	Landscape/Planning		24	TAH-On-Call Services		$ -	30902.101.00.00.40	$ 100,000.00	$ -						$ 14,441.65	$ -	$ -	$ -	$ -	$ -	$ 14,441.65	$ 85,558.35	14%
Norris	Landscape/Planning		25	Neighborhood Park 05		$ -	30902.535.00.00.40	$ 155,150.00	$ -						$ 1,460.00	$ -	$ -	$ -	$ -	$ -	$ 1,460.00	$ 153,690.00	1%
Norris	Landscape/Planning			Filing 04 - Pulte		$ -	30902.904.00.00.40	$ 20,279.20		$ -					$ -	$ 20,279.20	$ -	$ -	$ -	$ -	$ 20,279.20	$ -	100%
Norris	Landscape/Planning			Filing 05 - Pulte		$ -	30902.905.00.00.40	$ 48,720.00		$ -					$ -	$ 48,720.00	$ -	$ -	$ -	$ -	$ 48,720.00	$ -	100%
Norris	Landscape/Planning			Filing 08 - Pulte		$ -	30902.908.00.00.40	$ 36,300.60		$ -					$ -	$ 36,300.60	$ -	$ -	$ -	$ -	$ 36,300.60	$ -	100%
Norris	Landscape/Planning		27	E-470		$ -	30903.210.00.00.40	$ 131,250.00			$ -				$ -	$ -	$ 33,522.03	$ -	$ -	$ -	$ 33,522.03	$ 97,727.97	26%
Norris	Landscape/Planning		29	Community Feature Round-a-Bout		$ -	30902.140.00.00.40	$ 16,500.00	$ -						$ 8,776.40	$ -	$ -	$ -	$ -	$ -	$ 8,776.40	$ 7,723.60	53%
Norris	Landscape/Planning		30	TAH ARTA I-70 Interchange		$ -	30903.290.00.00.40	$ 11,200.00			$ -				$ -	$ -	$ 8,707.50	$ -	$ -	$ -	$ 8,707.50	$ 2,492.50	78%
Norris	Landscape/Planning		31	32nd Ave SP CD's P1	01-75680	$ 3,637.50	30902.343.00.00.40	$ 93,650.00	$ 3,637.50						$ 50,216.70	$ -	$ -	$ -	$ -	$ -	$ 53,854.20	$ 39,795.80	58%
Norris	Landscape/Planning		28	AACMD Community Markers		$ -	30902.203.01.58.00	$ 4,618.25	$ -						$ 4,618.25	$ -	$ -	$ -	$ -	$ -	$ 4,618.25	$ -	100%
Norris	Landscape/Planning		??	TAH-AACMD ISP1 Amendment 2 (Main S		$ -	30902.140.00.00.40	$ 35,150.00	$ -						$ 18,194.25	$ -	$ -	$ -	$ -	$ -	$ 18,194.25	$ 16,955.75	52%
Schedio Group	**Cost Verification**					**$ 29,526.08**		**$ 1,074,807.41**	**$ 16,467.70**	**$ 8,210.38**	**$ 4,848.00**	**$ -**	**$ -**	**$ -**	**$ 691,638.61**	**$ 145,920.05**	**$ 207,722.67**	**$ -**	**$ -**	**$ -**	**$ 1,074,807.41**	**$ -**	**100%**
Schedio Group	Cost Verification	1	1	AACMD Cost Verificat	181106-1376	$ 16,467.70	30902.104.00.00.11	$ 708,106.31	$ 16,467.70						$ 691,638.61	$ -	$ -	$ -	$ -	$ -	$ 708,106.31	$ -	100%
Schedio Group	Cost Verification			Series B Bonds	181106-1379	$ 8,210.38	30902.900.00.00.11	$ 154,130.43		$ 8,210.38					$ -	$ 145,920.05	$ -	$ -	$ -	$ -	$ 154,130.43	$ -	100%
Schedio Group	Cost Verification	1	1	ARTA Cost Verificatio	181107-1384	$ 4,848.00	30903.104.00.00.11	$ 212,570.67			$ 4,848.00				$ -	$ -	$ 207,722.67	$ -	$ -	$ -	$ 212,570.67	$ -	100%
MyAssetMap, LLC	**GIS**					**$ -**		**$ 388,911.20**	**$ -**	**$ -**	**$ -**	**$ -**	**$ -**	**$ -**	**$ 388,911.20**	**$ -**	**$ -**	**$ -**	**$ -**	**$ -**	**$ 388,911.20**	**$ -**	**100%**
MyAssetMap, LLC	GIS		1	GIS Services & CO 01		$ -	30902.106.00.00.16	$ 388,911.20	$ -						$ 388,911.20	$ -	$ -	$ -	$ -	$ -	$ 388,911.20	$ -	100%
AE Design	**Warm Springs Ave West Extension**			**Design**		**$ -**		**$ 4,900.00**	**$ -**	**$ -**	**$ -**	**$ -**	**$ -**	**$ -**	**$ 1,700.00**	**$ -**	**$ -**	**$ -**	**$ -**	**$ -**	**$ 1,700.00**	**$ 3,200.00**	**35%**
AE Design				Warm Springs Design		$ -	30902.330.00.00.30	$ 4,900.00	$ -						$ 1,700.00	$ -	$ -	$ -	$ -	$ -	$ 1,700.00	$ 3,200.00	35%
Brownstein Hyatt Farber Schrec	**Legal**					**$ -**		**$ 10,000.00**	**$ -**	**$ -**	**$ -**	**$ -**	**$ -**	**$ -**	**$ 10,000.00**	**$ -**	**$ -**	**$ -**	**$ -**	**$ -**	**$ 10,000.00**	**$ -**	**100%**
Brownstein Hyatt Farber Schreck,	Legal		1	Legal		$ -	30902.101.01.52.00	$ 10,000.00	$ -						$ 10,000.00	$ -	$ -	$ -	$ -	$ -	$ 10,000.00	$ -	100%
Fairfield and Woods, P.C.	**Overall Legal**					**$ -**		**$ 35,255.50**	**$ -**	**$ -**	**$ -**	**$ -**	**$ -**	**$ -**	**$ 26,072.00**	**$ -**	**$ -**	**$ -**	**$ -**	**$ 9,183.50**	**$ 35,255.50**	**$ -**	**100%**
Fairfield and Woods, P.C.	Overall Legal			Filing 04 - Pulte		$ -	30900.105.01.52.00	$ 9,183.50						$ -	$ -	$ -	$ -	$ -	$ -	$ 9,183.50	$ 9,183.50	$ -	100%
Fairfield and Woods, P.C.	Overall Legal			Legal Services		$ -	30902.105.01.52.00	$ 26,072.00	$ -						$ 26,072.00	$ -	$ -	$ -	$ -	$ -	$ 26,072.00	$ -	100%
Perkins&Will	**Architecture**					**$ -**		**$ 229,000.00**	**$ -**	**$ -**	**$ -**	**$ -**	**$ -**	**$ -**	**$ 107,831.50**	**$ -**	**$ -**	**$ -**	**$ -**	**$ -**	**$ 107,831.50**	**$ 121,168.50**	**47%**
Perkins&Will			1	Recreation Center 01 (Aquatics)		$ -	30902.511.00.00.40	$ 229,000.00	$ -						$ 107,831.50	$ -	$ -	$ -	$ -	$ -	$ 107,831.50	$ 121,168.50	47%
Lamb-Star	**Subsurface Utility Eng.(SUE)**					**$ -**		**$ 715,625.00**	**$ -**	**$ -**	**$ -**	**$ -**	**$ -**	**$ -**	**$ 108,103.33**	**$ -**	**$ 518,686.40**	**$ 60,975.00**	**$ -**	**$ -**	**$ 687,764.73**	**$ 27,860.27**	**96%**
Lamb-Star			1	38th Avenue (Reserve to Powhaton)		$ -	30902.249.00.00.17	$ 25,000.00	$ -						$ 25,000.00	$ -	$ -	$ -	$ -	$ -	$ 25,000.00	$ -	100%
Lamb-Star			1	38th Avenue (Powhaton to Monaghan)		$ -	30904.248.00.00.17	$ 25,000.00				$ -			$ -	$ -	$ -	$ 25,000.00	$ -	$ -	$ 25,000.00	$ -	100%
Lamb-Star			1	Miscellaneous Areas		$ -	30904.248.00.00.17	$ 35,975.00				$ -			$ -	$ -	$ -	$ 35,975.00	$ -	$ -	$ 35,975.00	$ -	100%
Lamb-Star			2	I-70 Interchange + CO1 & CO2		$ -	30903.290.00.00.17	$ 114,827.00			$ -				$ -	$ -	$ 109,085.65	$ -	$ -	$ -	$ 109,085.65	$ 5,741.35	95%
Lamb-Star			3	E470 Interchange + CO1 + CO4		$ -	30903.212.00.00.17	$ 167,274.00			$ -				$ -	$ -	$ 187,031.00	$ -	$ -	$ -	$ 187,031.00	$ (19,757.00)	112%
Lamb-Star			4	38th Avenue (Picadily-E470)		$ -	30903.246.00.00.17	$ 55,291.00			$ -				$ -	$ -	$ 55,291.00	$ -	$ -	$ -	$ 55,291.00	$ -	100%
Lamb-Star			5	Powhaton Road (I-70 to 26th Ave)		$ -	30903.300.00.00.17	$ 101,021.00			$ -				$ -	$ -	$ 75,765.75	$ -	$ -	$ -	$ 75,765.75	$ 25,255.25	75%
Lamb-Star			6	Powhaton (26th-48th)		$ -	30903.300.00.00.17	$ 91,513.00			$ -				$ -	$ -	$ 91,513.00	$ -	$ -	$ -	$ 91,513.00	$ -	100%
Lamb-Star			7	ISP 03 SUE		$ -	30902.142.00.00.17	$ 49,862.00	$ -						$ 33,241.33	$ -	$ -	$ -	$ -	$ -	$ 33,241.33	$ 16,620.67	67%
Lamb-Star			7	ISP 04 SUE		$ -	30902.143.00.00.17	$ 49,862.00	$ -						$ 49,862.00	$ -	$ -	$ -	$ -	$ -	$ 49,862.00	$ -	100%
Big West	**Landscaping**					**$ 33,950.00**		**$ 798,132.58**	**$ 33,950.00**	**$ -**	**$ -**	**$ -**	**$ -**	**$ -**	**$ 712,907.58**	**$ -**	**$ -**	**$ -**	**$ -**	**$ 51,275.00**	**$ 798,132.58**	**$ -**	**100%**
Big West			1	Landscaping Assistan	131	$ 33,950.00	30902.101.00.00.45	$ 746,857.58	$ 33,950.00						$ 712,907.58	$ -	$ -	$ -	$ -	$ -	$ 746,857.58	$ -	100%
Big West			1	Landscaping Assistance (Developer Portic		$ -	30900.101.00.00.45	$ 51,275.00						$ -	$ -	$ -	$ -	$ -	$ -	$ 51,275.00	$ 51,275.00	$ -	100%
Kumar	**Geotech**					**$ -**		**$ 22,690.00**	**$ -**	**$ -**	**$ -**	**$ -**	**$ -**	**$ -**	**$ -**	**$ -**	**$ 35,276.53**	**$ -**	**$ -**	**$ -**	**$ 35,276.53**	**$ (12,586.53)**	**155%**
Kumar			1	E470 Geotech		$ -	30903.214.00.00.60	$ 22,690.00			$ -				$ -	$ -	$ 35,276.53	$ -	$ -	$ -	$ 35,276.53	$ (12,586.53)	155%
Cage	**Civil Engineering**					**$ 77,292.50**		**$ 548,602.50**	**$ -**	**$ -**	**$ -**	**$ -**	**$ -**	**$ 77,292.50**	**$ 403,297.50**	**$ -**	**$ -**	**$ -**	**$ -**	**$ -**	**$ 480,590.00**	**$ 68,012.50**	**88%**
Cage			1 + CO 1/2	District Coll Road&Pond	8540/Mass Gradi	$ -	30902.330.00.00.30	$ 401,150.00	$ -						$ 403,297.50	$ -	$ -	$ -	$ -	$ -	$ 403,297.50	$ (2,147.50)	101%
Cage			XX	Mass Grading	5837	$ 24,487.50	30900.907.31.00.00	$ 35,952.50						$ 24,487.50	$ -	$ -	$ -	$ -	$ -	$ -	$ 24,487.50	$ 11,465.00	68%
Cage			XX	Storm Design	6049/6159/6251/6528/6537	$ 52,805.00	30900.907.00.00.30	$ 75,500.00						$ 52,805.00	$ -	$ -	$ -	$ -	$ -	$ -	$ 52,805.00	$ 22,695.00	70%
Cage			2	Park 03		$ -	30902.533.00.00.30	$ 36,000.00	$ -						$ -	$ -	$ -	$ -	$ -	$ -	$ -	$ 36,000.00	0%
E-470 Public Highway Authority	**Permits**					**$ -**		**$ 280,933.97**	**$ -**	**$ -**	**$ -**	**$ -**	**$ -**	**$ -**	**$ -**	**$ -**	**$ 280,933.97**	**$ -**	**$ -**	**$ -**	**$ 280,933.97**	**$ -**	**100%**
E-470 Public Highway Authority			1	38th Ave - Equipment/Sub Labor		$ -	30903.210.00.31.46	$ 280,933.97			$ -				$ -	$ -	$ 280,933.97	$ -	$ -	$ -	$ 280,933.97	$ -	100%
Zayo						**$ -**		**$ 177,270.00**	**$ -**	**$ -**	**$ -**	**$ -**	**$ -**	**$ -**	**$ 102,816.60**	**$ -**	**$ 74,453.40**	**$ -**	**$ -**	**$ -**	**$ 177,270.00**	**$ -**	**100%**
Zayo	Utility			Utility Relocate for Trit		$ -	30902.241.33.40.00	$ 102,816.60	$ -						$ 102,816.60	$ -	$ -	$ -	$ -	$ -	$ 102,816.60	$ -	100%
Zayo	Utility			Utility Relocate for Trit		$ -	30903.241.33.40.00	$ 74,453.40			$ -				$ -	$ -	$ 74,453.40	$ -	$ -	$ -	$ 74,453.40	$ -	100%
																			$ -				
																			$ -				
Fema						**$ -**		**$ 8,000.00**	**$ -**	**$ -**	**$ -**	**$ -**	**$ -**	**$ -**	**$ 4,640.00**	**$ -**	**$ 3,360.00**	**$ -**	**$ -**	**$ -**	**$ 8,000.00**	**$ -**	**100%**
Fema	Fees			LOMC Revision		$ -	30902.241.01.41.23	$ 4,640.00	$ -						$ 4,640.00	$ -	$ -	$ -	$ -	$ -	$ 4,640.00	$ -	100%
Fema	Fees			LOMC Revision		$ -	30903.241.01.41.23	$ 3,360.00			$ -				$ -	$ -	$ 3,360.00	$ -	$ -	$ -	$ 3,360.00	$ -	100%
COA Plan Review Fees	**Multiple Projects**	**N/A**	**N/A**			**$ 152,807.25**		**$ 7,450,964.54**	**$ 1,186.00**	**$ 128,521.25**	**$ 21,156.00**	**$ -**	**$ -**	**$ 1,944.00**	**$ 6,289,487.28**	**$ 220,852.11**	**$ 769,161.72**	**$ 12,824.00**	**$ -**	**$ 5,832.19**	**$ 7,450,964.54**	**$ -**	**100%**
COA Plan Review Fees				Main Street - Phase 1		$ -	30902.220.01.41.23	$ 635,283.30	$ -						$ 635,283.30	$ -	$ -	$ -	$ -	$ -	$ 635,283.30	$ -	100%
COA Plan Review Fees				Main Street - Phase 1		$ -	30902.220.60.41.23	$ 1,079,844.34	$ -						$ 1,079,844.34	$ -	$ -	$ -	$ -	$ -	$ 1,079,844.34	$ -	100%
COA Plan Review Fees				Main Street - Phase 1		$ -	30902.220.00.31.46	$ 1,675.00	$ -						$ 1,675.00	$ -	$ -	$ -	$ -	$ -	$ 1,675.00	$ -	100%
COA Plan Review Fees				Main Street - Phase 1 - 26th Avenue		$ -	30902.208.01.41.23	$ 314.15	$ -						$ 314.15	$ -	$ -	$ -	$ -	$ -	$ 314.15	$ -	100%
COA Plan Review Fees				Main Street - Phase 1 - 26th Avenue 35% ARTA		$ -	30903.208.01.41.23	$ 169.16			$ -				$ -	$ -	$ 169.16	$ -	$ -	$ -	$ 169.16	$ -	100%
COA Plan Review Fees				Main Street - Phase 1 - 38th Avenue		$ -	30903.246.01.41.23	$ 11,323.50			$ -				$ -	$ -	$ 11,323.50	$ -	$ -	$ -	$ 11,323.50	$ -	100%
COA Plan Review Fees				Main Street - Phase 1 - 38th Avenue		$ -	30903.247.01.41.23	$ 11,323.50			$ -				$ -	$ -	$ 11,323.50	$ -	$ -	$ -	$ 11,323.50	$ -	100%
COA Plan Review Fees				License Agreement Addendum & Master License Agreement		$ -	30903.246.00.00.45	$ 1,525.50			$ -				$ -	$ -	$ 1,525.50	$ -	$ -	$ -	$ 1,525.50	$ -	100%
COA Plan Review Fees				License Agreement Addendum & Master License Agreement		$ -	30903.247.00.00.45	$ 1,525.50			$ -				$ -	$ -	$ 1,525.50	$ -	$ -	$ -	$ 1,525.50	$ -	100%
COA Plan Review Fees				Main Street - Phase 2		$ -	30902.221.01.41.23	$ 26,124.00	$ -						$ 26,124.00	$ -	$ -	$ -	$ -	$ -	$ 26,124.00	$ -	100%
COA Plan Review Fees				Main Street - Phase 2		$ -	30902.221.00.31.46	$ 6,273.00	$ -						$ 6,273.00	$ -	$ -	$ -	$ -	$ -	$ 6,273.00	$ -	100%
COA Plan Review Fees				Denali Boulevard Phase 1		$ -	30902.230.01.41.23	$ 13,306.00	$ -						$ 13,306.00	$ -	$ -	$ -	$ -	$ -	$ 13,306.00	$ -	100%
COA Plan Review Fees				Denali Boulevard Phase 2		$ -	30902.231.01.41.23	$ 22,025.38	$ -						$ 22,025.38	$ -	$ -	$ -	$ -	$ -	$ 22,025.38	$ -	100%
COA Plan Review Fees				42nd Avenue Phase 1		$ -	30902.250.01.41.23	$ 23,592.84	$ -						$ 23,592.84	$ -	$ -	$ -	$ -	$ -	$ 23,592.84	$ -	100%
COA Plan Review Fees				42nd Avenue Phase 1		$ -	30902.250.60.41.23	$ 361,382.57	$ -						$ 361,382.57	$ -	$ -	$ -	$ -	$ -	$ 361,382.57	$ -	100%
COA Plan Review Fees				42nd Avenue Phase 2		$ -	30902.251.01.41.23	$ 13,531.00	$ -						$ 13,531.00	$ -	$ -	$ -	$ -	$ -	$ 13,531.00	$ -	100%
COA Plan Review Fees				42nd Avenue Phase 2		$ -	30902.251.60.41.23	$ 599,949.30	$ -						$ 599,949.30	$ -	$ -	$ -	$ -	$ -	$ 599,949.30	$ -	100%
COA Plan Review Fees				Reserve Blvd (42nd - TAH Pkwy)		$ -	30902.260.01.41.23	$ 19,691.00	$ -						$ 19,691.00	$ -	$ -	$ -	$ -	$ -	$ 19,691.00	$ -	100%
COA Plan Review Fees				Reserve Blvd (42nd - TAH Pkwy)		$ -	30902.260.60.41.23	$ 368,105.79	$ -						$ 368,105.79	$ -	$ -	$ -	$ -	$ -	$ 368,105.79	$ -	100%
COA Plan Review Fees				Reserve Blvd (42nd - TAH Pkwy)		$ -	30902.260.00.31.46	$ 412.00	$ -						$ 412.00	$ -	$ -	$ -	$ -	$ -	$ 412.00	$ -	100%
COA Plan Review Fees				Monument/Staging - SWMP Permit - Fiscal Security		$ -	30902.203.01.41.23	$ 23,834.00	$ -						$ 23,834.00	$ -	$ -	$ -	$ -	$ -	$ 23,834.00	$ -	100%
COA Plan Review Fees				ATEC		$ -	30904.400.01.41.23	$ 8,055.00				$ -			$ -	$ -	$ -	$ 8,055.00	$ -	$ -	$ 8,055.00	$ -	100%
COA Plan Review Fees				38th Pkwy (Powhaton to Monahan)		$ -	30904.248.01.41.23	$ 4,769.00				$ -			$ -	$ -	$ -	$ 4,769.00	$ -	$ -	$ 4,769.00	$ -	100%
COA Plan Review Fees				Revise Art Map		$ -	30902.152.01.41.23	$ 667.00	$ -						$ 667.00	$ -	$ -	$ -	$ -	$ -	$ 667.00	$ -	100%
COA Plan Review Fees				38th Pkwy (Reserve)		$ -	30902.140.01.41.23	$ 106.00	$ -						$ 106.00	$ -	$ -	$ -	$ -	$ -	$ 106.00	$ -	100%
COA Plan Review Fees				Miscellaneous Request		$ -	30902.140.01.41.23	$ 267,886.00	$ -						$ 267,886.00	$ -	$ -	$ -	$ -	$ -	$ 267,886.00	$ -	100%
COA Plan Review Fees				Traffic Impact Fees (ISP/CSP 01)		$ -	30902.140.01.41.23	$ 101,000.00	$ -						$ 101,000.00	$ -	$ -	$ -	$ -	$ -	$ 101,000.00	$ -	100%
COA Plan Review Fees				Storm Drainage Impact Fee (ISP/Filing 01)		$ -	30902.140.01.41.24	$ 59,591.16	$ -						$ 59,591.16	$ -	$ -	$ -	$ -	$ -	$ 59,591.16	$ -	100%
COA Plan Review Fees				Plat 9		$ -	30902.144.01.41.23	$ 34,411.90	$ -						$ 34,411.90	$ -	$ -	$ -	$ -	$ -	$ 34,411.90	$ -	100%
COA Plan Review Fees				Storm Drain Development Fee		$ -	30902.531.01.41.23	$ 28,562.27	$ -						$ 28,562.27	$ -	$ -	$ -	$ -	$ -	$ 28,562.27	$ -	100%
COA Plan Review Fees				Colorado Barricade		$ -	30903.210.26.00.00	$ 30,637.27			$ -				$ -	$ -	$ 30,637.27	$ -	$ -	$ -	$ 30,637.27	$ -	100%
COA Plan Review Fees				Overall Project		$ -	30902.101.00.00.30	$ 14,608.00	$ -						$ 14,608.00	$ -	$ -	$ -	$ -	$ -	$ 14,608.00	$ -	100%
COA Plan Review Fees				Mylar Plan Difference		$ -	30902.907.01.41.23	$ 61,791.33		$ -					$ -	$ 61,791.33	$ -	$ -	$ -	$ -	$ 61,791.33	$ -	100%
COA Plan Review Fees				Mylar Plan Difference	681689/688391/691104	$ 125,518.25	30902.909.01.41.23	$ 140,738.58		$ 125,518.25					$ -	$ 15,220.33	$ -	$ -	$ -	$ -	$ 140,738.58	$ -	100%
COA Plan Review Fees				Mylar Plan Difference		$ -	30902.917.01.41.23	$ 6,918.34		$ -					$ -	$ 6,918.34	$ -	$ -	$ -	$ -	$ 6,918.34	$ -	100%
COA Plan Review Fees				Civil Plans Review		$ -	30902.918.01.41.23	$ 15,418.00		$ -					$ -	$ 15,418.00	$ -	$ -	$ -	$ -	$ 15,418.00	$ -	100%
COA Plan Review Fees				Mylar Plan Difference		$ -	30902.913.01.41.23	$ 1,186.00		$ -					$ -	$ 1,186.00	$ -	$ -	$ -	$ -	$ 1,186.00	$ -	100%
COA Plan Review Fees				Mylar Plans		$ -	30902.920.01.41.23	$ 33,232.10		$ -					$ -	$ 33,232.10	$ -	$ -	$ -	$ -	$ 33,232.10	$ -	100%
COA Plan Review Fees				Civil Plans Revision		$ -	30902.101.01.41.23	$ 302,145.94	$ -						$ 302,145.94	$ -	$ -	$ -	$ -	$ -	$ 302,145.94	$ -	100%
COA Plan Review Fees				TAH Pkwy/Tributary - Civil Plan Revision		$ -	30902.241.01.41.23	$ 223,246.04	$ -						$ 223,246.04	$ -	$ -	$ -	$ -	$ -	$ 223,246.04	$ -	100%
COA Plan Review Fees				TAH Pkwy/Tributary - Civil Plan Revision - ARTA 42%		$ -	30903.241.01.41.23	$ 161,660.92			$ -				$ -	$ -	$ 161,660.92	$ -	$ -	$ -	$ 161,660.92	$ -	100%
COA Plan Review Fees				TAH Pkwy/Tributary - Civil Plan Revision		$ -	30902.241.60.41.23	$ 379,850.17	$ -						$ 379,850.17	$ -	$ -	$ -	$ -	$ -	$ 379,850.17	$ -	100%
COA Plan Review Fees				TAH Pkwy/Tributary - Civil Plan Revision - ARTA 42%		$ -	30903.241.60.41.23	$ 275,063.92			$ -				$ -	$ -	$ 275,063.92	$ -	$ -	$ -	$ 275,063.92	$ -	100%
COA Plan Review Fees				TAH Pkwy/Tributary - Civil Plan Revision		$ -	30902.244.01.41.23	$ 38,079.94	$ -						$ 38,079.94	$ -	$ -	$ -	$ -	$ -	$ 38,079.94	$ -	100%
COA Plan Review Fees				TAH Pkwy/Tributary - Civil Plan Revision - ARTA 42%		$ -	30903.244.01.41.23	$ 27,575.12			$ -				$ -	$ -	$ 27,575.12	$ -	$ -	$ -	$ 27,575.12	$ -	100%
COA Plan Review Fees				Xcel Energy		$ -	30902.203.26.00.00	$ 35,046.15	$ -						$ 35,046.15	$ -	$ -	$ -	$ -	$ -	$ 35,046.15	$ -	100%
COA Plan Review Fees				Xcel Energy		$ -	30903.290.01.41.23	$ 500.00			$ -				$ -	$ -	$ 500.00	$ -	$ -	$ -	$ 500.00	$ -	100%
COA Plan Review Fees				Civil Plans Review		$ -	30902.330.01.41.23	$ 72,501.75	$ -						$ 72,501.75	$ -	$ -	$ -	$ -	$ -	$ 72,501.75	$ -	100%
COA Plan Review Fees				Mylar Plan Difference	687447	$ 1,186.00	30902.332.01.41.23	$ 1,186.00	$ 1,186.00						$ -	$ -	$ -	$ -	$ -	$ -	$ 1,186.00	$ -	100%
COA Plan Review Fees				Filing 11 - Storm Drainage Dev. Fees		$ -	30902.334.01.41.23	$ 16,336.02	$ -						$ 16,336.02	$ -	$ -	$ -	$ -	$ -	$ 16,336.02	$ -	100%
COA Plan Review Fees				Storm Water Perm Fee/Fiscal Security		$ -	30902.340.01.41.23	$ 22,101.50	$ -						$ 22,101.50	$ -	$ -	$ -	$ -	$ -	$ 22,101.50	$ -	100%
COA Plan Review Fees				City of Aurora		$ -	30902.220.01.41.23	$ 29,077.27	$ -						$ 29,077.27	$ -	$ -	$ -	$ -	$ -	$ 29,077.27	$ -	100%
COA Plan Review Fees				City of Aurora		$ -	30902.222.01.41.23	$ 140,090.86	$ -						$ 140,090.86	$ -	$ -	$ -	$ -	$ -	$ 140,090.86	$ -	100%
COA Plan Review Fees				City of Aurora - CAB 58%		$ -	30902.241.00.31.46	$ 723.84	$ -						$ 723.84	$ -	$ -	$ -	$ -	$ -	$ 723.84	$ -	100%
COA Plan Review Fees				City of Aurora - ARTA 42%		$ -	30903.241.00.31.46	$ 524.16			$ -				$ -	$ -	$ 524.16	$ -	$ -	$ -	$ 524.16	$ -	100%
COA Plan Review Fees				City of Aurora		$ -	30902.101.01.41.23	$ 47,154.27	$ -						$ 47,154.27	$ -	$ -	$ -	$ -	$ -	$ 47,154.27	$ -	100%
COA Plan Review Fees				City of Aurora - CAB B Bond		$ -	30902.904.01.41.23	$ 5,355.85		$ -					$ -	$ 5,355.85	$ -	$ -	$ -	$ -	$ 5,355.85	$ -	100%
COA Plan Review Fees				City of Aurora - Developer		$ -	30900.904.01.41.23	$ 4,248.15						$ -	$ -	$ -	$ -	$ -	$ -	$ 4,248.15	$ 4,248.15	$ -	100%
COA Plan Review Fees				City of Aurora - CAB B		$ -	30902.910.01.41.23	$ 564.00		$ -					$ -	$ 564.00	$ -	$ -	$ -	$ -	$ 564.00	$ -	100%
COA Plan Review Fees				City of Aurora - CAB B	677379	$ 3,003.00	30902.911.01.41.23	$ 42,733.20		$ 3,003.00					$ -	$ 39,730.20	$ -	$ -	$ -	$ -	$ 42,733.20	$ -	100%
COA Plan Review Fees				License Agreement Addendum		$ -	30902.911.00.31.46	$ 564.00		$ -					$ -	$ 564.00	$ -	$ -	$ -	$ -	$ 564.00	$ -	100%
COA Plan Review Fees				License Agreement Addendum		$ -	30902.916.00.31.46	$ 564.00		$ -					$ -	$ 564.00	$ -	$ -	$ -	$ -	$ 564.00	$ -	100%
COA Plan Review Fees				Filing 19		$ -	30902.919.01.41.23	$ 36,173.00		$ -					$ -	$ 36,173.00	$ -	$ -	$ -	$ -	$ 36,173.00	$ -	100%
COA Plan Review Fees				City of Aurora ARTA		$ -	30903.247.01.41.23	$ 4,279.00			$ -				$ -	$ -	$ 4,279.00	$ -	$ -	$ -	$ 4,279.00	$ -	100%
COA Plan Review Fees				Civil Plans Review		$ -	30903.212.01.41.23	$ 43,025.00			$ -				$ -	$ -	$ 43,025.00	$ -	$ -	$ -	$ 43,025.00	$ -	100%
COA Plan Review Fees				City of Aurora		$ -	30903.210.01.41.23	$ 171,674.77			$ -				$ -	$ -	$ 171,674.77	$ -	$ -	$ -	$ 171,674.77	$ -	100%
COA Plan Review Fees				City of Aurora		$ -	30903.214.01.41.23	$ 419.00			$ -				$ -	$ -	$ 419.00	$ -	$ -	$ -	$ 419.00	$ -	100%
COA Plan Review Fees				City of Aurora		$ -	30903.214.31.25.00	$ 27,296.25			$ -				$ -	$ -	$ 27,296.25	$ -	$ -	$ -	$ 27,296.25	$ -	100%
COA Plan Review Fees				Civil Plans Review		$ -	30902.351.01.41.23	$ 756.00	$ -						$ 756.00	$ -	$ -	$ -	$ -	$ -	$ 756.00	$ -	100%
COA Plan Review Fees				Civil Plans Review		$ -	30903.212.01.41.23	$ 216.00			$ -				$ -	$ -	$ 216.00	$ -	$ -	$ -	$ 216.00	$ -	100%
COA Plan Review Fees				Civil Plans Review		$ -	30902.501.01.41.23	$ 60,368.00	$ -						$ 60,368.00	$ -	$ -	$ -	$ -	$ -	$ 60,368.00	$ -	100%
COA Plan Review Fees				Civil Plans Review		$ -	30904.545.01.41.23	$ 37,206.00	$ -						$ 37,206.00	$ -	$ -	$ -	$ -	$ -	$ 37,206.00	$ -	100%
COA Plan Review Fees				City of Aurora		$ -	30902.531.01.41.23	$ 35,915.27	$ -						$ 35,915.27	$ -	$ -	$ -	$ -	$ -	$ 35,915.27	$ -	100%
COA Plan Review Fees				City of Aurora		$ -	30902.533.01.41.23	$ 15,110.00	$ -						$ 15,110.00	$ -	$ -	$ -	$ -	$ -	$ 15,110.00	$ -	100%
COA Plan Review Fees				City of Aurora		$ -	30902.547.60.41.23	$ 572,121.92	$ -						$ 572,121.92	$ -	$ -	$ -	$ -	$ -	$ 572,121.92	$ -	100%
COA Plan Review Fees				City of Aurora		$ -	30902.101.01.41.23	$ 28,562.27	$ -						$ 28,562.27	$ -	$ -	$ -	$ -	$ -	$ 28,562.27	$ -	100%
COA Plan Review Fees				Overlot P2		$ -	30902.102.31.00.00	$ 195,894.74	$ -						$ 195,894.74	$ -	$ -	$ -	$ -	$ -	$ 195,894.74	$ -	100%
COA Plan Review Fees				City of Aurora - CAB B Bond		$ -	30902.905.01.41.23	$ 2,934.96		$ -					$ -	$ 2,934.96	$ -	$ -	$ -	$ -	$ 2,934.96	$ -	100%
COA Plan Review Fees				City of Aurora - CAB B Bond		$ -	30902.908.01.41.23	$ 564.00		$ -					$ -	$ 564.00	$ -	$ -	$ -	$ -	$ 564.00	$ -	100%
COA Plan Review Fees				City of Aurora - CAB B Bond		$ -	30902.903.01.41.23	$ 636.00		$ -					$ -	$ 636.00	$ -	$ -	$ -	$ -	$ 636.00	$ -	100%
COA Plan Review Fees				City of Aurora - Irrigation (65%)		$ -	30902.206.01.41.23	$ 785.85	$ -						$ 785.85	$ -	$ -	$ -	$ -	$ -	$ 785.85	$ -	100%
COA Plan Review Fees				City of Aurora ARTA (35%)		$ -	30903.206.01.41.23	$ 423.15			$ -				$ -	$ -	$ 423.15	$ -	$ -	$ -	$ 423.15	$ -	100%
COA Plan Review Fees				48th Street	690243	$ 21,156.00	30903.320.01.41.23	$ 21,156.00			$ 21,156.00				$ -	$ -	$ -	$ -	$ -	$ -	$ 21,156.00	$ -	100%
COA Plan Review Fees				City of Aurora - Irrigation		$ -	30902.230.01.41.23	$ 66,888.38	$ -						$ 66,888.38	$ -	$ -	$ -	$ -	$ -	$ 66,888.38	$ -	100%
COA Plan Review Fees				City of Aurora - Irrigation		$ -	30902.230.60.41.23	$ 267,349.10	$ -						$ 267,349.10	$ -	$ -	$ -	$ -	$ -	$ 267,349.10	$ -	100%
COA Plan Review Fees				City of Aurora - Developer	690425	$ 1,944.00	30900.901.01.41.23	$ 1,944.00						$ 1,944.00	$ -	$ -	$ -	$ -	$ -	$ -	$ 1,944.00	$ -	100%
COA Plan Review Fees				City of Aurora - Developer		$ -	30900.905.01.41.23	$ 1,584.04						$ -	$ -	$ -	$ -	$ -	$ -	$ 1,584.04	$ 1,584.04	$ -	100%
Design Section				**DESIGN SECTION TOTAL**		**$ 1,270,154.52**		**$ 58,742,540.26**	**$ 463,621.94**	**$ 147,981.04**	**$ 575,251.54**	**$ 4,063.50**	**$ -**	**$ 79,236.50**	**$ 24,907,568.02**	**$ 1,440,843.73**	**$ 15,458,710.92**	**$ 463,098.28**	**$ -**	**$ 122,168.96**	**$ 43,662,544.43**		
															$ -								
Construction																							
				Main Street Phase 1		**$ -**		**$ 1,917,939.36**	**$ -**	**$ -**	**$ -**	**$ -**	**$ -**	**$ -**	**$ 1,299,555.09**	**$ -**	**$ -**	**$ -**	**$ -**	**$ 608,290.27**	**$ 1,907,845.36**	**$ 10,094.00**	**99%**
Bemas	Earthwork	3		AACMD Portion + CO 4		$ -	30902.220.31.00.00	$ 271,106.10	$ -						$ 271,106.10	$ -	$ -	$ -	$ -	$ -	$ 271,106.10	$ -	100%
Bemas	Earthwork			AACMD Portion - allocated for Pond		$ -	30902.295.33.46.00	$ 492,783.00	$ -						$ 492,783.00	$ -	$ -	$ -	$ -	$ -	$ 492,783.00	$ -	100%
Bemas	Earthwork	3		Developer Portion (PA 54,57&63) + CO 03		$ -	30900.220.31.00.00	$ 415,065.15						$ -	$ -	$ -	$ -	$ -	$ -	$ 415,065.15	$ 415,065.15	$ -	100%
Bemas	Earthwork			CO 2 - Frost Removal		$ -	30902.220.31.00.00	$ 11,985.00	$ -						$ 11,985.00	$ -	$ -	$ -	$ -	$ -	$ 11,985.00	$ -	100%
Bemas	Earthwork			CO 3 - AACMD Portion		$ -	30902.220.31.00.00	$ 62,237.45	$ -						$ 62,237.45	$ -	$ -	$ -	$ -	$ -	$ 62,237.45	$ -	100%
Pase	Erosion Control	3		AACMD Portion		$ -	30902.220.31.25.00	$ 274,467.15	$ -						$ 274,467.15	$ -	$ -	$ -	$ -	$ -	$ 274,467.15	$ -	100%
Pase	Erosion Control	3		Developer Portion (PA		$ -	30900.220.31.25.00	$ 103,559.75						$ -	$ -	$ -	$ -	$ -	$ -	$ 103,559.75	$ 103,559.75	$ -	100%
Contour	Construction Assistance	3	19	AACMD Portion		$ -	30902.220.00.00.90	$ 37,290.50	$ -						$ 37,290.50	$ -	$ -	$ -	$ -	$ -	$ 37,290.50	$ -	100%
Contour	Construction Assistance	3	19	Developer Portion (PA 54,57&63)		$ -	30900.220.00.00.90	$ 20,079.51						$ -	$ -	$ -	$ -	$ -	$ -	$ 20,079.51	$ 20,079.51	$ -	100%
Aztec	Survey	3	5/CO1&	AACMD Portion		$ -	30902.220.00.00.20	$ 51,117.96	$ -						$ 50,834.50	$ -	$ -	$ -	$ -	$ -	$ 50,834.50	$ 283.46	99%
Aztec	Survey	3	5/CO1&	Developer Portion (PA 54,57&63)		$ -	30900.220.00.00.20	$ 24,622.04						$ -	$ -	$ -	$ -	$ -	$ -	$ 24,485.50	$ 24,485.50	$ 136.54	99%
CTL	Geotech	3	2	AACMD Portion		$ -	30902.220.00.00.60	$ 21,972.60	$ -						$ 14,777.25	$ -	$ -	$ -	$ -	$ -	$ 14,777.25	$ 7,195.35	67%
CTL	Geotech	3	2	Developer Portion (PA 54,57&63)		$ -	30900.220.00.00.60	$ 11,831.40						$ -	$ -	$ -	$ -	$ -	$ -	$ 9,707.75	$ 9,707.75	$ 2,123.65	82%
CTL	Geotech		12	AACMD Portion		$ -	30902.220.00.00.60	$ 18,700.00	$ -						$ 18,345.00	$ -	$ -	$ -	$ -	$ -	$ 18,345.00	$ 355.00	98%
COA	Surety			AACMD Portion		$ -	30902.220.01.41.23	$ 65,729.14	$ -						$ 65,729.14	$ -	$ -	$ -	$ -	$ -	$ 65,729.14	$ -	100%
COA	Surety			Developer Portion (PA 54,57&63)		$ -	30900.220.01.41.23	$ 35,392.61						$ -	$ -	$ -	$ -	$ -	$ -	$ 35,392.61	$ 35,392.61	$ -	100%
				Main Street Phase 2		**$ -**		**$ 286,865.96**	**$ -**	**$ -**	**$ -**	**$ -**	**$ -**	**$ -**	**$ 283,045.96**	**$ -**	**$ -**	**$ -**	**$ -**	**$ -**	**$ 283,045.96**	**$ 3,820.00**	**99%**
Bemas	Earthwork	3		Original + CO1&2		$ -	30902.221.31.00.00	$ 152,740.00	$ -						$ 152,740.00	$ -	$ -	$ -	$ -	$ -	$ 152,740.00	$ -	100%
Bemas	Erosion Control	3		Original + CO 3		$ -	30902.221.31.25.00	$ 38,585.20	$ -						$ 38,585.20	$ -	$ -	$ -	$ -	$ -	$ 38,585.20	$ -	100%
Contour	Construction Assistance	3	20			$ -	30902.221.00.00.90	$ 8,307.00	$ -						$ 8,307.00	$ -	$ -	$ -	$ -	$ -	$ 8,307.00	$ -	100%
Aztec	Survey	3	16	Original - Main Phase 2		$ -	30902.221.00.00.20	$ 9,290.00	$ -						$ 9,650.00	$ -	$ -	$ -	$ -	$ -	$ 9,650.00	$ (360.00)	104%
CTL	Geotech	3	3			$ -	30902.221.00.00.60	$ 5,140.00	$ -						$ 960.00	$ -	$ -	$ -	$ -	$ -	$ 960.00	$ 4,180.00	19%
COA	Surety			Projection		$ -	30902.221.01.41.23	$ 72,803.76	$ -						$ 72,803.76	$ -	$ -	$ -	$ -	$ -	$ 72,803.76	$ -	100%
				Main Street Phase 3		**$ 7,434.00**		**$ 146,355.00**	**$ 7,434.00**	**$ -**	**$ -**	**$ -**	**$ -**	**$ -**	**$ 3,906.00**	**$ -**	**$ -**	**$ -**	**$ -**	**$ -**	**$ 11,340.00**	**$ 135,015.00**	**8%**
CTL	Geotech		37	Main St Ph-3 Rough Grading		$ -	30902.222.00.00.60	$ 21,479.00	$ -						$ -	$ -	$ -	$ -	$ -	$ -	$ -	$ 21,479.00	0%
CTL	Geotech		38	Main St Ph-3	642480	$ 7,434.00	30902.222.00.00.60	$ 124,876.00	$ 7,434.00						$ 3,906.00	$ -	$ -	$ -	$ -	$ -	$ 11,340.00	$ 113,536.00	9%
				42nd Phase 1/Denali Phases 1&2/Demo		**$ -**		**$ 981,767.55**	**$ -**	**$ -**	**$ -**	**$ -**	**$ -**	**$ -**	**$ 1,013,734.50**	**$ -**	**$ -**	**$ -**	**$ -**	**$ -**	**$ 1,013,734.50**	**$ (31,966.95)**	**103%**
Aztec	Survey		20	Original		$ -	30902.230.00.00.20	$ 21,220.00	$ -						$ 17,019.98	$ -	$ -	$ -	$ -	$ -	$ 17,019.98	$ 4,200.02	80%
Aztec	Survey		20CO1	CO 01		$ -	30902.230.00.00.20	$ 1,260.00	$ -						$ -	$ -	$ -	$ -	$ -	$ -	$ -	$ 1,260.00	0%
Bemas	Earthwork			42nd Avenue Phase 1		$ -	30902.250.31.00.00	$ 128,196.08	$ -						$ 128,196.08	$ -	$ -	$ -	$ -	$ -	$ 128,196.08	$ -	100%
Bemas	Earthwork			Denali Blvd PH 1		$ -	30902.230.31.00.00	$ 61,110.00	$ -						$ 61,110.00	$ -	$ -	$ -	$ -	$ -	$ 61,110.00	$ -	100%
Bemas	Earthwork			Denali Blvd PH 2		$ -	30902.231.31.00.00	$ 139,050.00	$ -						$ 139,050.00	$ -	$ -	$ -	$ -	$ -	$ 139,050.00	$ -	100%
Bemas	Utilities			Denali Blvd PH 2 + CO 1		$ -	30902.231.33.40.00	$ 91,575.00	$ -						$ 91,575.00	$ -	$ -	$ -	$ -	$ -	$ 91,575.00	$ -	100%
Bemas	Demolition			Multiple locations + CO 2		$ -	30902.200.02.41.00	$ 82,420.00	$ -						$ 82,420.00	$ -	$ -	$ -	$ -	$ -	$ 82,420.00	$ -	100%
COA	Surety			Fees		$ -	30902.230.01.41.23	$ 67,316.75	$ -						$ 67,316.75	$ -	$ -	$ -	$ -	$ -	$ 67,316.75	$ -	100%
Contour	Construction Assistance		21			$ -	30902.230.00.00.90	$ 29,629.00	$ -						$ 29,629.00	$ -	$ -	$ -	$ -	$ -	$ 29,629.00	$ -	100%
CTL	Geotech		7			$ -	30902.230.00.00.60	$ 27,000.00	$ -						$ 17,390.00	$ -	$ -	$ -	$ -	$ -	$ 17,390.00	$ 9,610.00	64%
SRM	Erosion Control			42nd Avenue Phase 1 + CO 16		$ -	30902.250.31.25.00	$ 22,532.72	$ -						$ 22,532.72	$ -	$ -	$ -	$ -	$ -	$ 22,532.72	$ (0.01)	100%
SRM	Erosion Control			Denali Boulevard Phase 1 + CO 16		$ -	30902.230.31.25.00	$ 18,292.65	$ -						$ 18,292.65	$ -	$ -	$ -	$ -	$ -	$ 18,292.65	$ (0.00)	100%
SRM	Erosion Control			Denali Boulevard Phase 2 + CO 16		$ -	30902.231.31.25.00	$ 54,682.29	$ -						$ 54,682.28	$ -	$ -	$ -	$ -	$ -	$ 54,682.28	$ 0.01	100%
SRM	Erosion Control			CO 1 - Monument		$ -	30902.203.31.25.00	$ 41,438.14	$ -						$ 41,438.14	$ -	$ -	$ -	$ -	$ -	$ 41,438.14	$ -	100%
SRM	Erosion Control			CO 2 - CIG Fencing		$ -	30902.203.31.25.00	$ 30,292.50	$ -						$ 30,292.50	$ -	$ -	$ -	$ -	$ -	$ 30,292.50	$ -	100%
SRM	Erosion Control			CO 3 - CIG Fencing		$ -	30902.203.31.25.00	$ 2,600.00	$ -						$ 2,600.00	$ -	$ -	$ -	$ -	$ -	$ 2,600.00	$ -	100%
SRM	Erosion Control			CO 4 - Monument		$ -	30902.250.31.25.00	$ 13,199.00	$ -						$ 13,199.00	$ -	$ -	$ -	$ -	$ -	$ 13,199.00	$ -	100%
SRM	Erosion Control			CO 5 - Dumpster & Trash Cleanup		$ -	30902.250.31.25.00	$ 790.00	$ -						$ 790.00	$ -	$ -	$ -	$ -	$ -	$ 790.00	$ -	100%
SRM	Erosion Control			CO 6 - Silt Fence (Misc Areas)		$ -	30902.250.31.25.00	$ 4,892.50	$ -						$ 4,892.50	$ -	$ -	$ -	$ -	$ -	$ 4,892.50	$ -	100%
SRM	Erosion Control			CO 7 - Dumpster & Trash Cleanup		$ -	30902.250.31.25.00	$ 935.00	$ -						$ 935.00	$ -	$ -	$ -	$ -	$ -	$ 935.00	$ -	100%
SRM	Erosion Control			CO 8 - Extended Maintenance + CO 16		$ -	30902.250.31.25.00	$ 73,212.50	$ -						$ 73,212.50	$ -	$ -	$ -	$ -	$ -	$ 73,212.50	$ -	100%
SRM	Erosion Control			CO 9 - COA Requests		$ -	30902.250.31.25.00	$ 4,076.00	$ -						$ 4,076.00	$ -	$ -	$ -	$ -	$ -	$ 4,076.00	$ -	100%
SRM	Erosion Control			CO 10 - Earthen Berm		$ -	30902.250.31.25.00	$ 181.50	$ -						$ 181.50	$ -	$ -	$ -	$ -	$ -	$ 181.50	$ -	100%
SRM	Erosion Control			CO 11		$ -	30902.250.31.25.00	$ 9,244.00	$ -						$ 53,288.47	$ -	$ -	$ -	$ -	$ -	$ 53,288.47	$ (44,044.47)	576%
SRM	Erosion Control			CO 12		$ -	30902.250.31.25.00	$ 6,455.00	$ -						$ 6,455.00	$ -	$ -	$ -	$ -	$ -	$ 6,455.00	$ -	100%
SRM	Erosion Control			CO 13 - Sediment Control		$ -	30902.250.31.25.00	$ 29,076.69	$ -						$ 32,069.19	$ -	$ -	$ -	$ -	$ -	$ 32,069.19	$ (2,992.50)	110%
SRM	Erosion Control			CO 14 - Extended Contract to Jul 2021 + (		$ -	30902.250.31.25.00	$ 12,281.24	$ -						$ 12,281.24	$ -	$ -	$ -	$ -	$ -	$ 12,281.24	$ -	100%
SRM	Erosion Control			CO 15 - Relocate Sed Control Log		$ -	30902.250.31.25.00	$ 8,809.00	$ -						$ 8,809.00	$ -	$ -	$ -	$ -	$ -	$ 8,809.00	$ -	100%
				Main St PH1&2/42ND Ave/Denali		**$ -**		**$ 4,525,046.93**	**$ -**	**$ -**	**$ -**	**$ -**	**$ -**	**$ -**	**$ 3,510,677.88**	**$ -**	**$ -**	**$ -**	**$ -**	**$ -**	**$ 3,510,677.88**	**$ 1,014,369.05**	**78%**
JHL Constructors, Inc.	Demolition		WO 09	Main St (26th-TAH Pkwy)		$ -	30902.220.02.41.00	$ 22,114.00	$ -						$ 21,008.30	$ -	$ -	$ -	$ -	$ -	$ 21,008.30	$ 1,105.70	95%
JHL Constructors, Inc.	Demolition		WO 09	42nd Ave (Main St-Denali Blvd)		$ -	30902.250.02.41.00	$ 29,235.00	$ -						$ 27,706.75	$ -	$ -	$ -	$ -	$ -	$ 27,706.75	$ 1,528.25	95%
JHL Constructors, Inc.	Demolition		WO 09	Denali Blvd (TAH Pkwy-42nd St)		$ -	30902.230.02.41.00	$ 1,424.00	$ -						$ 1,352.80	$ -	$ -	$ -	$ -	$ -	$ 1,352.80	$ 71.20	95%

DocuSign Envelope ID: 06910FDA-BAAC-4373-AFEA-CC6FE014DA58

Aerotropolis Area Coordinating Metropolitan District (AACMD)

10/20/2022

Total Draw Request 052		9,565,422.90
TAH CAB/Spine Costs Amount	$	6,198,692.98
AH In-Tract Costs Amount	$	736,418.73
AF ARTA Costs Amount	$	2,544,188.01
AF ATEC Spine Costs Amount	$	4,063.50
ATEC In-Tract Costs Amount	$	-
Developer Amount	$	82,059.68
Draw Request 1-51	$	157,556,497.55

	TAH CAB/Spine Costs Previous	AH In-Tract Costs Previous	AF ARTA Costs Previous	AF ATEC Spine Costs Previous	ATEC In-Tract Costs Previous	Developer Previous	
Variance	$ 995,196.68	$ 34,144.60	$ (905,113.13)	$ (99,085.49)	$ -	$ (25,142.65)	Variance
DRAW 51	$ 113,908,417.00	$ 3,108,631.81	$ 36,444,743.07	$ 3,071,693.15	$ -	$ 1,023,012.52	DRAW 51

Name	Discipline /Description	Auth No.	Task Order No.	Segment	Invoice #	Invoice $	Coding	Authorized MSA/Task Order Amount	TAH CAB/Spine Costs	AH In-Tract Costs	AF ARTA Costs	AF ATEC Spine Costs	ATEC In-Tract Costs	Developer Current	TAH CAB/Spine Costs Previous	AH In-Tract Costs Previous	AF ARTA Costs Previous	AF ATEC Spine Costs Previous	ATEC In-Tract Costs Previous	Developer Previous	Total Current and Previous	Remaining Amount	% Comp.
				TOTAL DESIGN & CONSTRUCTION		$ 9,565,422.90		$ 228,060,907.62	$ 6,198,692.98	$ 736,418.73	$ 2,544,188.01	$ 4,063.50	$ -	$ 82,059.68	$ 112,913,220.33	$ 3,074,487.21	$ 37,349,856.20	$ 3,170,778.64	$ -	$ 1,048,155.17	$ 167,121,920.45	$ 60,938,987.16	
JHL Constructors, Inc.	Earthwork		WO 09	Main St (26th-TAH Pkwy)		-	30902.220.31.00.00	26,648.00	-						25,315.60	-	-	-	-	-	25,315.60	1,332.40	95%
JHL Constructors, Inc.	Earthwork		WO 09	Main St (TAH Pkwy-42nd)		-	30902.221.31.00.00	6,875.00	-						6,531.25	-	-	-	-	-	6,531.25	343.75	95%
JHL Constructors, Inc.	Earthwork		WO 09	42nd Ave (Main St-Denali Blvd)		-	30902.250.31.00.00	4,393.00	-						4,172.40	-	-	-	-	-	4,172.40	220.60	95%
JHL Constructors, Inc.	Erosion Control		WO 09	Main St (26th-TAH Pkwy)		-	30902.220.31.25.00	39,493.00	-						16,106.59	-	-	-	-	-	16,106.59	23,386.41	41%
JHL Constructors, Inc.	Erosion Control		WO 09	Main St (TAH Pkwy-42nd)		-	30902.221.31.25.00	22,546.00	-						6,777.87	-	-	-	-	-	6,777.87	15,768.13	30%
JHL Constructors, Inc.	Erosion Control		WO 09	42nd Ave (Main St-Denali Blvd)		-	30902.250.31.25.00	18,412.00	-						17,491.40	-	-	-	-	-	17,491.40	920.60	95%
JHL Constructors, Inc.	Flexible Paving		WO 09	Main St (26th-TAH Pkwy)		-	30902.220.32.12.00	917,516.86	-						859,043.20	-	-	-	-	-	859,043.20	58,473.66	94%
JHL Constructors, Inc.	Flexible Paving		WO 09	Main St (TAH Pkwy-42nd)		-	30902.221.32.12.00	300,084.33	-						256,451.55	-	-	-	-	-	256,451.55	43,632.78	85%
JHL Constructors, Inc.	Flexible Paving		WO 09	42nd Ave (Main St-Denali Blvd)		-	30902.250.32.12.00	237,280.47	-						208,128.85	-	-	-	-	-	208,128.85	29,151.62	88%
JHL Constructors, Inc.	Flexible Paving		WO 09	Denali Blvd (TAH Pkwy-42nd St)		-	30902.230.32.12.00	89,562.95	-						69,080.68	-	-	-	-	-	69,080.68	20,482.27	77%
JHL Constructors, Inc.	Curbs/Gutters/Sidewalks/Driveways		WO 09	Main St (26th-TAH Pkwy)		-	30902.220.32.16.00	989,190.58	-						501,029.05	-	-	-	-	-	501,029.05	488,161.53	51%
JHL Constructors, Inc.	Curbs/Gutters/Sidewalks/Driveways		WO 09	Main St (TAH Pkwy-42nd)		-	30902.221.32.16.00	254,885.25	-						240,793.65	-	-	-	-	-	240,793.65	14,091.60	94%
JHL Constructors, Inc.	Curbs/Gutters/Sidewalks/Driveways		WO 09	42nd Ave (Main St-Denali Blvd)		-	30902.250.32.16.00	154,046.49	-						156,868.75	-	-	-	-	-	156,868.75	(2,822.26)	102%
JHL Constructors, Inc.	Curbs/Gutters/Sidewalks/Driveways		WO 09	Denali Blvd (TAH Pkwy-42nd St)		-	30902.230.32.16.00	12,003.00	-						4,507.28	-	-	-	-	-	4,507.28	7,495.72	38%
JHL Constructors, Inc.	Signage & Striping		WO 09	Main St (26th-TAH Pkwy)		-	30902.220.32.17.00	74,684.00	-						63,507.50	-	-	-	-	-	63,507.50	11,176.50	85%
JHL Constructors, Inc.	Signage & Striping		WO 09	Main St (TAH Pkwy-42nd)		-	30902.221.32.17.00	67,063.00	-						57,332.50	-	-	-	-	-	57,332.50	9,730.50	85%
JHL Constructors, Inc.	Signage & Striping		WO 09	42nd Ave (Main St-Denali Blvd)		-	30902.250.32.17.00	17,899.00	-						14,494.15	-	-	-	-	-	14,494.15	3,404.85	81%
JHL Constructors, Inc.	Signage & Striping		WO 09	Denali Blvd (TAH Pkwy-42nd St)		-	30902.230.32.17.00	21,423.00	-						17,717.50	-	-	-	-	-	17,717.50	3,705.50	83%
JHL Constructors, Inc.	Stormwater Utilities		WO 09	Main St (26th-TAH Pkwy)		-	30902.220.33.40.00	138,058.00	-						73,172.72	-	-	-	-	-	73,172.72	64,885.28	53%
JHL Constructors, Inc.	Stormwater Utilities		WO 09	Main St (TAH Pkwy-42nd)		-	30902.221.33.40.00	45,949.00	-						8,165.07	-	-	-	-	-	8,165.07	37,783.93	18%
JHL Constructors, Inc.	Stormwater Utilities		WO 09	42nd Ave (Main St-Denali Blvd)		-	30902.250.33.40.00	11,593.00	-						9,957.20	-	-	-	-	-	9,957.20	1,635.80	86%
JHL Constructors, Inc.	Surveying & Stalking		WO 09	Main St (26th-TAH Pkwy)		-	30902.220.01.71.13	31,300.00	-						25,783.00	-	-	-	-	-	25,783.00	5,517.00	82%
JHL Constructors, Inc.	Surveying & Stalking		WO 09	Main St (TAH Pkwy-42nd)		-	30902.221.01.71.13	9,292.00	-						7,497.40	-	-	-	-	-	7,497.40	1,794.60	81%
JHL Constructors, Inc.	Surveying & Stalking		WO 09	42nd Ave (Main St-Denali Blvd)		-	30902.250.01.71.13	6,847.00	-						6,504.65	-	-	-	-	-	6,504.65	342.35	95%
JHL Constructors, Inc.	Surveying & Stalking		WO 09	Denali Blvd (TAH Pkwy-42nd St)		-	30902.230.01.71.13	1,467.00	-						1,393.65	-	-	-	-	-	1,393.65	73.35	95%
JHL Constructors, Inc.	General Conditions		WO 09	Main St (26th-TAH Pkwy)		-	30902.220.00.73.00	667,937.00	-						600,779.03	-	-	-	-	-	600,779.03	67,157.97	90%
JHL Constructors, Inc.	General Conditions		WO 09	Main St (TAH Pkwy-42nd)		-	30902.221.00.73.00	162,206.30	-						115,858.99	-	-	-	-	-	115,858.99	46,347.31	71%
JHL Constructors, Inc.	General Conditions		WO 09	42nd Ave (Main St-Denali Blvd)		-	30902.250.00.73.00	117,929.60	-						56,229.50	-	-	-	-	-	56,229.50	61,700.10	48%
JHL Constructors, Inc.	General Conditions		WO 09	Denali Blvd (TAH Pkwy-42nd St)		-	30902.230.00.73.00	25,689.10	-						29,919.05	-	-	-	-	-	29,919.05	(4,229.95)	116%
				Entry Monument Phase 1		-		2,419,843.98	-	-	-	-	-	-	2,421,509.98	-	-	-	-	-	2,421,509.98	(1,666.00)	100%
JHL Constructors, Inc.	General			Base + CO 1 Thru 11		-	30902.203.10.14.00	2,213,067.28	-						2,213,067.28	-	-	-	-	-	2,213,067.28	-	100%
Bemas	Earthwork					-	30902.203.31.00.00	5,908.50	-						5,908.50	-	-	-	-	-	5,908.50	-	100%
Contour	Construction Assistance		24			-	30902.203.00.00.90	84,500.00	-						84,500.00	-	-	-	-	-	84,500.00	-	100%
Aztec	Survey		23	Original - Entry Monument		-	30902.203.00.00.20	3,441.20	-						3,441.20	-	-	-	-	-	3,441.20	-	100%
CTL	Geotech		11	Geothecnical Testing		-	30902.203.00.00.60	12,927.00	-						14,593.00	-	-	-	-	-	14,593.00	(1,666.00)	113%
COA	Surety			Fees		-	30902.203.01.41.23	100,000.00	-						100,000.00	-	-	-	-	-	100,000.00	-	100%
				Sanitary Sewer Interceptor		-		4,327,316.33	-	-	-	-	-	-	4,282,016.99	-	45,494.34	-	-	-	4,327,511.33	(195.00)	100%
Wagner	Utilities			Original - E470 Main		-	30902.270.33.30.00	650,760.00	-						650,760.00	-	-	-	-	-	650,760.00	-	100%
Wagner	Utilities			Original - Main-38th Pl included in MS2		-	30902.221.33.30.00	444,048.00	-						444,048.00	-	-	-	-	-	444,048.00	-	100%
Wagner	Utilities			Original - 38th Pl - TAH Pkwy + CO 6		-	30902.271.33.30.00	406,268.60	-						406,268.60	-	-	-	-	-	406,268.60	-	100%
Wagner	Utilities			Original - TAH Pkwy + CO 1 thru CO 5		-	30902.241.33.30.00	1,052,595.29	-						1,052,595.29	-	-	-	-	-	1,052,595.29	-	100%
Wagner	Utilities			Original - TAH Pkwy B1-26th Inc MS 1 + (		-	30902.220.33.30.00	1,362,010.00	-						1,362,010.00	-	-	-	-	-	1,362,010.00	-	100%
SRM	Erosion Control			E470 Main Sanitary Sewer + 6 Change Or		-	30902.270.31.25.00	20,238.82	-						20,238.82	-	-	-	-	-	20,238.82	-	100%
SRM	Erosion Control			Main-38th Pl Sanitary Sewer + 6 Change		-	30902.221.31.25.00	7,857.44	-						7,857.44	-	-	-	-	-	7,857.44	-	100%
SRM	Erosion Control			38th Pl - TAH Pkwy Sanitary Sewer + 6 C		-	30902.271.31.25.00	11,190.87	-						11,190.87	-	-	-	-	-	11,190.87	-	100%
SRM	Erosion Control			TAH Pkwy - Denali Sanitary Sewer + 6 C		-	30902.241.31.25.00	18,643.50	-						18,643.50	-	-	-	-	-	18,643.50	-	100%
SRM	Erosion Control			TAH Pkwy - Denali Sanitary Sewer + 6 C		-	30903.241.31.25.00	13,500.52			-				-	-	13,500.52	-	-	-	13,500.52	-	100%
SRM	Erosion Control			Main/38th - TAH Pkwy Sanitary Sewer +		-	30902.221.31.25.00	5,952.59	-						5,952.59	-	-	-	-	-	5,952.59	-	100%
SRM	Erosion Control			TAH Pkwy B1 - Sanitary Sewer + 6 Chan		-	30902.220.31.25.00	21,429.35	-						21,429.35	-	-	-	-	-	21,429.35	-	100%
SRM	Erosion Control			B1 -26th Sanitary Sewer + 6 Change Ord		-	30902.220.31.25.00	20,238.85	-						20,238.85	-	-	-	-	-	20,238.85	-	100%
S&S Coating	Manhole Coating			Original - B1 -26th Included in MS 1		-	30902.220.31.25.00	10,450.00	-						10,450.00	-	-	-	-	-	10,450.00	-	100%
Contour	Construction Assistance		23	Original - E470 Main		-	30902.270.00.00.90	31,601.30	-						31,601.30	-	-	-	-	-	31,601.30	-	100%
Contour	Construction Assistance		23	Original - Main-38th Pl included in MS2		-	30902.221.00.00.90	12,268.74	-						12,268.74	-	-	-	-	-	12,268.74	-	100%
Contour	Construction Assistance		23	Original - 38th Pl - TAH Pkwy		-	30902.271.00.00.90	17,473.66	-						17,473.66	-	-	-	-	-	17,473.66	-	100%
Contour	Construction Assistance		23	Original - TAH Pkwy - Denali Included in		-	30902.241.00.00.90	5,390.81	-						5,390.81	-	-	-	-	-	5,390.81	-	100%
Contour	Construction Assistance		23	Original - TAH Pkwy - Denali Included in		-	30903.241.00.00.90	3,903.69			-				-	-	3,903.69	-	-	-	3,903.69	-	100%
Contour	Construction Assistance		23	Original - Denali-38th Pkwy Included in P		-	30902.241.00.00.90	23,719.56	-						23,719.56	-	-	-	-	-	23,719.56	-	100%
Contour	Construction Assistance		23	Original - Denali-38th Pkwy Included in P		-	30903.241.00.00.90	17,176.24			-				-	-	17,176.24	-	-	-	17,176.24	-	100%
Contour	Construction Assistance		23	Original - Main/38th - TAH Pkwy Included		-	30902.221.00.00.90	9,294.50	-						9,294.50	-	-	-	-	-	9,294.50	-	100%
Contour	Construction Assistance		23	Original - TAH Pkwy B1 - Included in MS		-	30902.220.00.00.90	33,460.20	-						33,460.20	-	-	-	-	-	33,460.20	-	100%
Contour	Construction Assistance		23	Original - B1 -26th Included in MS 1		-	30902.220.00.00.90	31,601.30	-						31,601.30	-	-	-	-	-	31,601.30	-	100%
Aztec	Survey		22	Original - E470 Main		-	30902.270.00.00.90	4,918.10	-						4,918.10	-	-	-	-	-	4,918.10	-	100%
Aztec	Survey		22	Original - Main-38th Pl included in MS2		-	30902.221.00.00.90	3,471.60	-						3,355.88	-	-	-	-	-	3,355.88	115.72	97%
Aztec	Survey		22	Original - 38th Pl - TAH Pkwy		-	30902.271.00.00.90	2,603.70	-						2,719.42	-	-	-	-	-	2,719.42	(115.72)	104%
Aztec	Survey		22	Original - TAH Pkwy - Denali Included in		-	30902.241.00.00.90	4,530.44	-						4,530.44	-	-	-	-	-	4,530.44	-	100%
Aztec	Survey		22	Original - TAH Pkwy - Denali Included in		-	30903.241.00.00.90	3,280.66			-				-	-	3,280.66	-	-	-	3,280.66	-	100%
Aztec	Survey		22	Original - TAH Pkwy B1 - Included in MS		-	30902.220.00.00.90	10,125.50	-						10,125.50	-	-	-	-	-	10,125.50	-	100%
CTL	Geotech		9+CO 1	E470 Main		-	30902.270.00.00.60	11,638.12	-						11,638.12	-	-	-	-	-	11,638.12	-	100%
CTL	Geotech		9+CO 1	Main-38th Pl included in MS2		-	30902.221.00.00.60	4,442.63	-						4,442.63	-	-	-	-	-	4,442.63	-	100%
CTL	Geotech		9+CO 1	38th Pl - TAH Pkwy		-	30902.271.00.00.60	6,327.37	-						6,327.37	-	-	-	-	-	6,327.37	-	100%
CTL	Geotech		9+CO 1	TAH Pkwy - Denali Included in Pkwy		-	30902.241.00.00.60	1,952.07	-						1,952.07	-	-	-	-	-	1,952.07	-	100%
CTL	Geotech		9+CO 1	TAH Pkwy - Denali Included in Pkwy ADD		-	30903.241.00.00.60	1,413.56			-				-	-	1,413.56	-	-	-	1,413.56	-	100%
CTL	Geotech		9+CO 1	Denali-38th Pkwy Included in Pkwy		-	30902.241.00.00.60	8,589.08	-						8,589.08	-	-	-	-	-	8,589.08	-	100%
CTL	Geotech		9+CO 1	Denali-38th Pkwy Included in Pkwy ADDE		-	30903.241.00.00.60	6,219.67			-				-	-	6,219.67	-	-	-	6,219.67	-	100%
CTL	Geotech		9+CO 1	Main/38th - TAH Pkwy Included in MS 2		-	30902.221.00.00.60	3,365.62	-						3,365.62	-	-	-	-	-	3,365.62	-	100%
CTL	Geotech		9+CO 1	TAH Pkwy B1 - Included in MS 1		-	30902.220.00.00.60	12,116.25	-						12,116.25	-	-	-	-	-	12,116.25	-	100%
CTL	Geotech		9+CO 1	B1 -26th Included in MS 1		-	30902.220.00.00.60	11,248.13	-						11,443.13	-	-	-	-	-	11,443.13	(195.00)	102%
				42nd Phase 2/Reserve/38th Pkwy Gradi		-		4,643,523.54	-	-	-	-	-	-	4,197,571.33	-	153,612.27	-	-	-	4,351,183.60	292,339.94	94%
Bemas	Earthwork			42nd Avenue Phase 2		-	30902.251.31.00.00	87,110.00	-						87,110.00	-	-	-	-	-	87,110.00	-	100%
Bemas	Earthwork			NS Collector		-	30902.260.31.00.00	275,485.00	-						275,485.00	-	-	-	-	-	275,485.00	-	100%
SRM	Erosion Control			42nd Avenue P2 EC/NS Collector + CO1		-	30902.251.31.25.00	453,153.87	-						410,213.84	-	-	-	-	-	410,213.84	42,940.03	91%
SRM	Erosion Control			42nd Avenue P2 EC/NS Collector + CO1		-	30902.260.31.25.00	470,281.00	-						421,950.66	-	-	-	-	-	421,950.66	48,330.34	90%
SRM	Erosion Control			CO 11 42nd Ave P2 EC/NS Col		-	30902.241.31.25.00	128,475.51	-						86,842.04	-	-	-	-	-	86,842.04	41,633.47	68%
SRM	Erosion Control			CO 11 42nd Ave P2 EC/NS Col - 42% AR		-	30903.241.31.25.00	93,033.99			-				-	-	62,885.60	-	-	-	62,885.60	30,148.39	68%
SRM	Erosion Control			CO 11 42nd Ave P2 EC/NS Col		-	30902.244.31.25.00	128,475.51	-						86,842.04	-	-	-	-	-	86,842.04	41,633.47	68%
SRM	Erosion Control			CO 11 42nd Ave P2 EC/NS Col - 42% AR		-	30903.244.31.25.00	93,033.99			-				-	-	62,885.61	-	-	-	62,885.61	30,148.38	68%
SRM	Erosion Control			CO 12 42nd Ave P2 EC/NS Col - COR 2		-	30902.241.31.25.00	8,439.97	-						10,013.11	-	-	-	-	-	10,013.11	(1,573.14)	119%
SRM	Erosion Control			CO 12 42nd Ave P2 EC/NS Col - COR 2 -		-	30903.241.31.25.00	6,111.71			-				-	-	7,250.87	-	-	-	7,250.87	(1,139.16)	119%
SRM	Erosion Control			CO 12 42nd Ave P2 EC/NS Col - COR 5		-	30902.260.31.25.00	4,820.40	-						1,139.50	-	-	-	-	-	1,139.50	3,680.90	24%
SRM	Erosion Control			CO 13 Ext Stormwater Maintenance		-	30902.101.31.25.00	126,450.53	-						107,303.00	-	-	-	-	-	107,303.00	19,147.53	85%
SRM	Erosion Control			CO 14 Installing Back of Curb Control		-	30902.230.31.00.00	8,111.25	-						7,705.69	-	-	-	-	-	7,705.69	405.56	95%
SRM	Erosion Control			CO 14 Installing Back of Curb Control		-	30902.221.31.00.00	4,635.00	-						4,403.25	-	-	-	-	-	4,403.25	231.75	95%
SRM	Erosion Control			CO 14 Installing Back of Curb Control		-	30902.250.31.00.00	4,635.00	-						4,403.25	-	-	-	-	-	4,403.25	231.75	95%
SRM	Erosion Control			CO 14 Installing Back of Curb Control		-	30902.251.31.00.00	4,635.00	-						4,403.25	-	-	-	-	-	4,403.25	231.75	95%
SRM	Erosion Control			CO 15 Ext Stormwater Maintenance		-	30902.101.31.25.00	57,155.03	-						54,297.28	-	-	-	-	-	54,297.28	2,857.75	95%
SRM	Erosion Control			CO 16 Installing Back of Curb Control		-	30902.244.31.25.00	28,031.50	-						20,957.83	-	-	-	-	-	20,957.83	7,073.67	75%
SRM	Erosion Control			CO 16 Installing Back of Curb Control- 42'		-	30903.244.31.25.00	20,298.67			-				-	-	15,176.37	-	-	-	15,176.37	5,122.30	75%
SRM	Erosion Control			CO 17 Maintenance Through 11/30/21		-	30902.220.31.25.00	27,810.00	-						26,419.50	-	-	-	-	-	26,419.50	1,390.50	95%
SRM	Erosion Control			CO 17 Maintenance Through 11/30/21		-	30902.221.31.25.00	7,210.00	-						6,840.00	-	-	-	-	-	6,840.00	370.00	95%
SRM	Erosion Control			CO 17 Maintenance Through 11/30/21		-	30902.230.31.25.00	9,270.00	-						8,806.50	-	-	-	-	-	8,806.50	463.50	95%
SRM	Erosion Control			CO 17 Maintenance Through 11/30/21		-	30902.251.31.25.00	12,865.00	-						12,231.25	-	-	-	-	-	12,231.25	633.75	95%
SRM	Erosion Control			CO 18 Temp Controls & Restore Ponds 5		-	30902.244.31.25.00	4,232.13	-						4,020.52	-	-	-	-	-	4,020.52	211.61	95%
SRM	Erosion Control			CO 18 Temp Controls & Restore Ponds 5		-	30903.244.31.25.00	3,064.65			-				-	-	2,911.42	-	-	-	2,911.42	153.23	95%
SRM	Erosion Control			CO 19 Maintenance Extention & Control M		-	30902.100.31.25.00	57,155.00	-						54,297.25	-	-	-	-	-	54,297.25	2,857.75	95%
SRM	Erosion Control			CO 20 TAH Pkwy Back of Curb Controls		-	30902.244.31.25.00	3,256.72	-						3,093.88	-	-	-	-	-	3,093.88	162.84	95%
SRM	Erosion Control			CO 20 TAH Pkwy Back of Curb Controls -		-	30903.244.31.25.00	2,358.32			-				-	-	2,240.40	-	-	-	2,240.40	117.92	95%
SRM	Erosion Control			CO 21 Maintenance Extension & Control N		-	30902.100.31.25.00	57,155.00	-						54,297.25	-	-	-	-	-	54,297.25	2,857.75	95%
SRM	Erosion Control			CO 22 BMPs to Resolve COA Violations		-	30902.100.31.25.00	7,011.46	-						6,660.89	-	-	-	-	-	6,660.89	350.57	95%
SRM	Erosion Control			CO 23 BMPs to Resolve COA Violations		-	30902.251.31.25.00	5,381.75	-						5,112.66	-	-	-	-	-	5,112.66	269.09	95%
SRM	Erosion Control			CO 23 BMPs to Resolve COA Violations		-	30902.244.31.25.00	380.85	-						361.80	-	-	-	-	-	361.80	19.05	95%
SRM	Erosion Control			CO 23 BMPs to Resolve COA Violations -		-	30903.244.31.25.00	275.78			-				-	-	262.00	-	-	-	262.00	13.78	95%
SRM	Erosion Control			CO 24 BMPs to Resolve COA Violations		-	30902.220.31.25.00	2,171.24	-						2,062.69	-	-	-	-	-	2,062.69	108.55	95%
SRM	Erosion Control			CO 24 BMPs to Resolve COA Violations		-	30902.221.31.25.00	540.01	-						513.00	-	-	-	-	-	513.00	27.01	95%
SRM	Erosion Control			CO 24 BMPs to Resolve COA Violations		-	30902.220.31.25.00	(3,593.75)	-						(3,414.06)	-	-	-	-	-	(3,414.06)	(179.69)	95%
SRM	Erosion Control			CO 24 Seed & Mulch less Fire Hydrant Ba		-	30902.204.31.25.00	1,969.88	-						1,871.39	-	-	-	-	-	1,871.39	98.49	95%
Aggregate Industries	Asphalt Paving			Original - 42ND Phase 2/NS Collector		-	30902.251.32.12.16	589,133.80	-						589,133.80	-	-	-	-	-	589,133.80	-	100%
Aggregate Industries	Asphalt Paving			Original - 42ND Phase 2/NS Collector + C		-	30902.260.32.12.16	624,588.25	-						624,588.25	-	-	-	-	-	624,588.25	-	100%
Aggregate Industries	Permits			CO 02 - 42ND Phase 2/NS Collector - Per		-	30902.251.00.31.46	23,690.90	-						23,690.90	-	-	-	-	-	23,690.90	-	100%
Aggregate Industries	Permits			CO 02 - 42ND Phase 2/NS Collector - Per		-	30902.260.00.31.46	22,597.29	-						22,597.29	-	-	-	-	-	22,597.29	-	100%
Aggregate Industries	Asphalt Paving			CO 03 - West Side 42nd Phase 2 - Addl W		-	30902.251.32.12.16	3,640.00	-						3,640.00	-	-	-	-	-	3,640.00	-	100%
Aggregate Industries	Asphalt Paving			CO 04 - Adjust Manhole NS Collector		-	30902.251.33.10.00	4,099.00	-						4,099.00	-	-	-	-	-	4,099.00	-	100%
Concrete Curb & Paving	Concrete Paving			42nd Avenue Ph 2 - CO 1/2/3 (Partial)/4/5		-	30902.251.03.00.00	543,685.48	-						543,685.48	-	-	-	-	-	543,685.48	-	100%
Concrete Curb & Paving	Concrete Paving			NS Collector (38TH Pkwy/Reserve) + CO		-	30902.260.03.00.00	536,946.47	-						536,946.47	-	-	-	-	-	536,946.47	-	100%
Contour	Construction Assistance		26			-	30902.260.00.00.90	19,131.00	-						19,131.00	-	-	-	-	-	19,131.00	-	100%
Aztec	Survey		26	Original - 42ND Phase 2/NS Collector		-	30902.260.00.00.20	27,380.00	-						27,380.00	-	-	-	-	-	27,380.00	-	100%
CTL	Geotech		13			-	30902.260.00.00.60	14,194.00	-						2,884.50	-	-	-	-	-	2,884.50	11,309.50	20%
COA	Surety			42nd Avenue Phase 2		-	30902.252.01.41.23	14,001.00	-						14,001.00	-	-	-	-	-	14,001.00	-	100%
COA	Surety			NS Collector		-	30902.260.01.41.23	19,549.38	-						19,549.38	-	-	-	-	-	19,549.38	-	100%
				ATEC (Sec. 21 Oil/Gas Pad Grading)		-		277,770.00	-	-	-	-	-	-	-	-	-	225,385.20	-	-	225,385.20	52,384.80	81%
Aztec	Survey		21	Original - Atec Earthwork Construction		-	30904.400.00.00.20	842.00				-			-	-	-	842.20	-	-	842.20	(0.20)	100%
CTL	Geotech		25	Filing No 1 Trib T & Main St Ph 3 Roadwa		-	30904.400.00.00.60	276,928.00				-			-	-	-	224,543.00	-	-	224,543.00	52,385.00	81%
				Main St Ph2/42nd Ph1/Denali Ph1 - Utili		-		8,248,456.38	-	-	-	-	-	-	7,733,312.40	-	-	540,041.80	-	50,516.00	8,323,870.20	(75,413.82)	101%
Iron Woman	Utilities			Main Street Phase 2 Water		-	30902.221.33.10.00	54,320.60	-						54,320.60	-	-	-	-	-	54,320.60	-	100%
Iron Woman	Utilities			Main Street Phase 2 Storm Sewer		-	30902.221.33.40.00	930,328.08	-						930,328.08	-	-	-	-	-	930,328.08	-	100%
Iron Woman	Utilities			42nd Avenue Phase 1 Storm Sewer		-	30902.250.33.40.00	56,550.78	-						56,550.78	-	-	-	-	-	56,550.78	-	100%
Iron Woman	Utilities			Denali Boulevard Phase 1 Water		-	30902.230.33.10.00	155,987.82	-						155,987.82	-	-	-	-	-	155,987.82	-	100%
Iron Woman	Utilities			Denali Boulevard Phase 1 Storm Sewer		-	30902.230.33.40.00	160,597.26	-						160,597.26	-	-	-	-	-	160,597.26	-	100%
Iron Woman	Utilities			CO 01 - Main Street Phase 2 Water		-	30902.221.33.10.00	(33,258.00)	-						(33,258.00)	-	-	-	-	-	(33,258.00)	-	100%
Iron Woman	Utilities			CO 01 - Main Street Phase 2 Storm Sewe		-	30902.221.33.40.00	137,902.38	-						137,902.38	-	-	-	-	-	137,902.38	-	100%
Iron Woman	Utilities			CO 01 - 42nd Avenue Phase 1 Storm Sew		-	30902.250.33.40.00	9,128.24	-						9,128.24	-	-	-	-	-	9,128.24	-	100%
Iron Woman	Utilities			CO 01 - Denali Boulevard Phase 1 Water		-	30902.230.33.10.00	(9,797.58)	-						(9,797.58)	-	-	-	-	-	(9,797.58)	-	100%
Iron Woman	Utilities			CO 01 - Denali Boulevard Phase 1 Storm		-	30902.230.33.40.00	(1,988.09)	-						(1,988.09)	-	-	-	-	-	(1,988.09)	-	100%
Iron Woman	Utilities			CO 02 E470 Bond		-	30902.230.33.40.00	1,950.00	-						1,950.00	-	-	-	-	-	1,950.00	-	100%
Iron Woman	Utilities			CO 03 - Water FH&Laterals		-	30902.230.33.40.00	104,987.00	-						104,987.00	-	-	-	-	-	104,987.00	-	100%
Iron Woman	Utilities			CO 04 - CDOT based concrete manhole		-	30902.230.33.40.00	11,920.46	-						11,920.46	-	-	-	-	-	11,920.46	-	100%
Iron Woman	Utilities			CO 05 - Adjust Valve Boxes prior to Water		-	30902.230.33.40.00	6,469.21	-						6,469.21	-	-	-	-	-	6,469.21	-	100%
Iron Woman	Utilities			CO 06 - MH Changes		-	30902.230.33.40.00	27,671.05	-						27,671.05	-	-	-	-	-	27,671.05	-	100%
Iron Woman	Utilities			CO 07 - Bond Increase		-	30902.221.33.40.00	1,135.00	-						1,135.00	-	-	-	-	-	1,135.00	-	100%
Iron Woman	Utilities			CO 08 - Cost Changes Due To Redesign		-	30902.230.33.40.00	107,237.97	-						107,237.97	-	-	-	-	-	107,237.97	-	100%
Iron Woman	Utilities			CO 09 - Remove and Relocate Inlet		-	30902.230.33.40.00	22,889.29	-						22,889.29	-	-	-	-	-	22,889.29	-	100%
Iron Woman	Utilities			CO 10 - Install 42RCP & FES @ IN-3		-	30902.230.33.40.00	13,353.37	-						13,353.37	-	-	-	-	-	13,353.37	-	100%
Iron Woman	Concrete			Original MS +CO11+CO12 P1 Site Concre		-	30902.220.03.00.00	539,597.30	-						539,597.30	-	-	-	-	-	539,597.30	-	100%
Iron Woman	Concrete			Original MS +CO11+CO12 P2 Site Concre		-	30902.221.03.00.00	239,675.08	-						239,675.08	-	-	-	-	-	239,675.08	-	100%
Iron Woman	Concrete			42nd Ave P1 Site Concrete		-	30902.250.03.00.00	87,071.70	-						87,071.70	-	-	-	-	-	87,071.70	-	100%
Iron Woman	Concrete			Denali Blvd P1 Site Concrete		-	30902.230.03.00.00	285,485.76	-						285,485.76	-	-	-	-	-	285,485.76	-	100%
Iron Woman	Concrete			CO 1 + CO 12		-	30902.230.03.00.00	25,299.57	-						25,299.57	-	-	-	-	-	25,299.57	-	100%
Iron Woman	Concrete			CO 2		-	30902.230.03.00.00	8,740.76	-						8,740.76	-	-	-	-	-	8,740.76	-	100%
Iron Woman	Concrete			CO 3 + CO 12		-	30902.230.03.00.00	4,251.30	-						4,251.30	-	-	-	-	-	4,251.30	-	100%
Iron Woman	Concrete			CO 4 + CO 12		-	30902.230.03.00.00	37,975.07	-						37,975.07	-	-	-	-	-	37,975.07	-	100%
Iron Woman	Concrete			CO 5 + CO 12 - Permit Fee		-	30902.220.03.00.00	11,771.87	-						11,771.87	-	-	-	-	-	11,771.87	-	100%
Iron Woman	Concrete			CO 6 + CO 12 - Hand Pour Sidewalk		-	30902.230.03.00.00	2,191.60	-						2,191.60	-	-	-	-	-	2,191.60	-	100%
Iron Woman	Concrete			CO 7		-	30902.230.03.00.00	42,907.00	-						42,907.00	-	-	-	-	-	42,907.00	-	100%
Iron Woman	Concrete			CO 8		-	30902.230.03.00.00	47,142.00	-						47,142.00	-	-	-	-	-	47,142.00	-	100%
Iron Woman	Concrete			CO 9		-	30902.230.03.00.00	17,751.00	-						17,751.00	-	-	-	-	-	17,751.00	-	100%
Iron Woman	Concrete			CO-10		-	30902.221.03.00.00	4,600.00	-						4,600.00	-	-	-	-	-	4,600.00	-	100%
Iron Woman	Concrete			CO-12 Partial Winter Protection		-	30902.221.03.00.00	3,690.14	-						3,690.14	-	-	-	-	-	3,690.14	-	100%
Iron Woman	Concrete			CO-12 Relocate Edge Drain owners Even		-	30902.101.03.00.00	2,754.62	-						2,754.62	-	-	-	-	-	2,754.62	-	100%
SRM	Erosion Control			Erosion Control Maintenance + CO1 Thru		-	30902.221.31.25.00	81,039.18	-						81,039.18	-	-	-	-	-	81,039.18	-	100%
SRM	Erosion Control			CO 08/11/12/13 - Maint MS P1		-	30902.220.31.25.00	51,599.80	-						146,612.38	-	-	-	-	-	146,612.38	(95,012.58)	284%
Martin Marietta	Asphalt			MS P1 + CO 1 Asphalt		-	30902.220.32.12.00	869,757.30	-						869,757.30	-	-	-	-	-	869,757.30	-	100%
Martin Marietta	Asphalt			MS P1 Signage and Striping		-	30902.220.32.17.00	75,191.50	-						75,191.50	-	-	-	-	-	75,191.50	-	100%
Martin Marietta	Asphalt			MS P2 + CO 1 Asphalt		-	30902.221.32.12.00	315,593.25	-						315,593.25	-	-	-	-	-	315,593.25	-	100%
Martin Marietta	Asphalt			MS P2 Signage and Striping		-	30902.221.32.17.00	27,793.90	-						27,793.90	-	-	-	-	-	27,793.90	-	100%
Martin Marietta	Asphalt			42nd Ave P1 + CO 1 Asphalt		-	30902.250.32.12.00	204,267.15	-						204,267.15	-	-	-	-	-	204,267.15	-	100%
Martin Marietta	Asphalt			42nd Ave P1 Signage&Striping		-	30902.250.32.17.00	21,012.00	-						21,012.00	-	-	-	-	-	21,012.00	-	100%
Martin Marietta	Asphalt			Denali Blvd P1 + CO 1 Asphalt		-	30902.230.32.12.00	431,376.20	-						431,376.20	-	-	-	-	-	431,376.20	-	100%
Martin Marietta	Asphalt			Denali Blvd P1 Signage & Striping		-	30902.230.32.17.00	57,497.00	-						57,497.00	-	-	-	-	-	57,497.00	-	100%
Martin Marietta	Asphalt			CO 02 - 'October 21-23, 2019 Addtl work		-	30902.230.32.12.00	17,390.50	-						17,390.50	-	-	-	-	-	17,390.50	-	100%
Martin Marietta	Asphalt			CO 03 - 6" Asphalt		-	30902.230.32.12.00	167,945.10	-						167,945.10	-	-	-	-	-	167,945.10	-	100%
Martin Marietta	Asphalt			CO 04 - (05-09) Extra Work		-	30902.230.32.12.00	67,228.90	-						67,228.90	-	-	-	-	-	67,228.90	-	100%
Martin Marietta	Asphalt			CO 04-05 - Extra Work		-	30902.230.32.12.00	278,934.16	-						278,934.16	-	-	-	-	-	278,934.16	-	100%
Martin Marietta	Asphalt			CO 04-09 - Extra Work		-	30902.230.32.12.00	55,279.25	-						55,279.25	-	-	-	-	-	55,279.25	-	100%
Martin Marietta	Asphalt			CO 05 - temp asphalt to move to 38th		-	30900.248.32.12.00	50,516.00						-	-	-	-	-	-	50,516.00	50,516.00	-	100%
Martin Marietta	Asphalt			CO 06 - Extra work Main		-	30902.221.32.12.00	36,213.90	-						36,213.90	-	-	-	-	-	36,213.90	-	100%
Martin Marietta	Asphalt			CO 07 - Extra work 38th Pkwy		-	30902.252.32.12.00	81,829.00	-						81,829.00	-	-	-	-	-	81,829.00	-	100%
Martin Marietta	Asphalt			CO 07 - Extra work 38th Pkwy		-	30902.260.32.12.00	68,681.00	-						68,681.00	-	-	-	-	-	68,681.00	-	100%
Martin Marietta	Asphalt			CO 07 - Extra work 38th Pkwy		-	30904.248.32.12.00	540,041.80				-			-	-	-	540,041.80	-	-	540,041.80	-	100%
Martin Marietta	Asphalt			CO 08 - Extra work 38th Pl		-	30902.232.32.12.00	30,730.50	-						30,730.50	-	-	-	-	-	30,730.50	-	100%
Martin Marietta	Asphalt			CO 09 - Grading sidewalk E Main		-	30902.221.32.12.00	42,500.00	-						42,500.00	-	-	-	-	-	42,500.00	-	100%
Martin Marietta	Asphalt			CO 10 - Mill & Replace Pavement		-	30902.221.32.12.00	8,180.10	-						8,180.10	-	-	-	-	-	8,180.10	-	100%
Martin Marietta	Asphalt			CO 11 - Paving Markers		-	30902.221.32.12.00	4,840.00	-						4,840.00	-	-	-	-	-	4,840.00	-	100%
Martin Marietta	Asphalt			CO 12 - Repair Main St		-	30902.221.32.12.00	59,097.51	-						59,097.51	-	-	-	-	-	59,097.51	-	100%
Martin Marietta	Asphalt			CO 13 - Asphalt Removal & Upgrade		-	30902.230.32.12.00	115,326.30	-						115,326.30	-	-	-	-	-	115,326.30	-	100%
Martin Marietta	Asphalt			CO 14 - Temp Paving		-	30902.221.32.12.00	534,790.60	-						534,790.60	-	-	-	-	-	534,790.60	-	100%
Martin Marietta	Asphalt			CO 15 - Adj Schedule + Rental Cost		-	30902.232.32.12.00	23,980.00	-						23,980.00	-	-	-	-	-	23,980.00	-	100%
Martin Marietta	Asphalt			CO 16 - Gun Club Addtl Asphalt		-	30902.221.32.12.00	95,624.10	-						95,624.10	-	-	-	-	-	95,624.10	-	100%
Martin Marietta	Asphalt			CO 17 - SB Main 38th Pl to AH Pkwy		-	30902.221.32.12.00	382,677.70	-						382,677.70	-	-	-	-	-	382,677.70	-	100%
Martin Marietta	Asphalt			CO 18 - Temp Striping		-	30902.221.32.12.00	15,420.00	-						15,420.00	-	-	-	-	-	15,420.00	-	100%
Martin Marietta	Asphalt			CO 19 - Remove & Install New Asphalt		-	30902.206.32.12.00	50,564.65	-						50,564.65	-	-	-	-	-	50,564.65	-	100%
Martin Marietta	Asphalt			CO 19 - Remove & Install New Asphalt		-	30902.207.32.12.00	50,564.65	-						50,564.65	-	-	-	-	-	50,564.65	-	100%
Martin Marietta	Asphalt			CO 20 - Remove Asphalt		-	30902.221.32.12.00	21,928.50	-						21,928.50	-	-	-	-	-	21,928.50	-	100%
Martin Marietta	Asphalt			CO 21 - Const. Entrance Signs		-	30902.221.32.12.00	2,526.00	-						2,526.00	-	-	-	-	-	2,526.00	-	100%
Martin Marietta	Asphalt			CO 22 - Credit For Funds in Orig Contract		-	30902.220.32.12.00	(107,878.64)	-						(107,878.64)	-	-	-	-	-	(107,878.64)	-	100%
Contour	Construction Assistance		28			-	30902.221.00.00.90	117,293.91	-						117,293.91	-	-	-	-	-	117,293.91	-	100%
Aztec	Survey		29+CO1	Construction Services		-	30902.221.00.00.20	59,410.00	-						61,729.99	-	-	-	-	-	61,729.99	(2,319.99)	104%
CTL	Geotech		16+CO1&	Compaction Testing Paving		-	30902.221.00.00.60	123,404.00	-						101,485.25	-	-	-	-	-	101,485.25	21,918.75	82%
				E470 Phase 1.0 Right In/Out		302,301.87		5,133,851.04	-	-	302,301.87	-	-	-	-	-	3,884,121.36	-	-	55,265.10	4,241,688.33	892,162.71	83%
Iron Woman	Mobilization			Mobilization		-	30903.210.01.71.13	136,006.01			-				-	-	136,006.01	-	-	-	136,006.01	-	100%
Iron Woman	Erosion Control			Erosion Control + CO 6		-	30903.210.31.25.00	71,849.50			-				-	-	71,849.51	-	-	-	71,849.51	(0.01)	100%
Iron Woman	Removals and Relocates			Removals&Relocations		-	30903.210.02.41.00	134,222.01			-				-	-	134,222.01	-	-	-	134,222.01	-	100%
Iron Woman	Storm & Edge Drain			Storm&Edge Drains		-	30903.210.33.40.00	161,070.01			-				-	-	161,070.01	-	-	-	161,070.01	-	100%
Iron Woman	Flatwork & Guardrail			Flatwork&Guardrail + CO 9		-	30903.210.03.00.00	208,409.01			-				-	-	208,409.01	-	-	-	208,409.01	-	100%
Iron Woman	Asphalt			Asphalt		-	30903.210.32.12.00	297,503.00			-				-	-	297,503.00	-	-	-	297,503.00	-	100%
Iron Woman	Miscellaneous			Miscellaneous + CO 6		-	30903.210.26.00.00	1,078,097.13			-				-	-	1,078,097.13	-	-	-	1,078,097.13	-	100%
Iron Woman	E470 Bond			CO 01 - Bond		-	30903.210.26.00.00	23,507.00			-				-	-	23,507.00	-	-	-	23,507.00	-	100%
Iron Woman	Miscellaneous			CO 02 - Irrigation and Guardrail		-	30903.210.26.00.00	21,466.00			-				-	-	21,466.00	-	-	-	21,466.00	-	100%
Iron Woman	Miscellaneous			CO 03 - Stands		-	30903.210.26.00.00	5,175.00			-				-	-	5,175.00	-	-	-	5,175.00	-	100%
Iron Woman	Miscellaneous			CO 04 - Temp Asp.@Main for Event		-	30900.210.26.00.00	22,080.00						-	-	-	-	-	-	22,080.00	22,080.00	-	100%
Iron Woman	Miscellaneous			CO 05 - Conduits		-	30903.210.26.00.00	15,600.00			-				-	-	15,600.00	-	-	-	15,600.00	-	100%
JHL Constructors, Inc.	Construction Management		WO 01+4C	Prairie Waters Pipeline	Pay App 9	302,301.87	30903.210.31.10.00	2,795,920.78			302,301.87				-	-	1,605,550.19	-	-	-	1,907,852.06	888,068.72	68%
Straight Line SawCutting				StraightLine Sawcutting		-	30903.210.33.40.00	5,250.00			-				-	-	5,250.00	-	-	-	5,250.00	-	100%
Brightview	Earthwork			Developer Portion (Temp Landscaping)		-	30900.232.32.90.00	33,185.10						-	-	-	-	-	-	33,185.10	33,185.10	-	100%
Contour	Construction Assistance		29			-	30903.210.00.00.90	85,547.50			-				-	-	85,547.50	-	-	-	85,547.50	-	100%
Aztec	Survey		30	Constructon Services		-	30903.210.00.00.20	19,019.99			-				-	-	19,019.99	-	-	-	19,019.99	-	100%
CTL	Geotech		17			-	30903.210.00.00.60	19,943.00			-				-	-	15,849.00	-	-	-	15,849.00	4,094.00	79%
				Main Street Phase 1 & 26th Avenue Util		-		3,709,462.77	-	-	-	-	-	-	3,365,694.71	-	343,890.07	-	-	-	3,709,584.78	(122.01)	100%
Wagner	Utilities			Original + CO 4/13/14 Main St P1 & 26th A		-	30902.206.33.40.00	185,872.28	-						185,872.28	-	-	-	-	-	185,872.28	-	100%
Wagner	Utilities			Original + CO 4/13/14 - Main St P1 & 26th		-	30903.206.33.40.00	100,085.07			-				-	-	100,085.07	-	-	-	100,085.07	-	100%
Wagner	Utilities			Original + CO 4/13/14 - Main P1 Storm (4		-	30902.220.33.40.00	591,452.50	-						591,452.50	-	-	-	-	-	591,452.50	-	100%
Wagner	Utilities			Original + CO 4/13/14 - Pond Improvemer		-	30902.289.33.46.00	533,793.45	-						533,793.45	-	-	-	-	-	533,793.45	-	100%
Wagner	Utilities			CO 01 - Water FH&Laterals		-	30902.220.33.10.00	148,700.00	-						148,700.00	-	-	-	-	-	148,700.00	-	100%
Wagner	Utilities			CO 02- District Main P1 Storm (9.19%)		-	30902.220.33.40.00	108,397.86	-						108,397.86	-	-	-	-	-	108,397.86	-	100%
Wagner	Utilities			CO 02 - Main St P1 & 26th Avenue - CAE		-	30902.206.33.40.00	225,654.09	-						225,654.09	-	-	-	-	-	225,654.09	-	100%
Wagner	Utilities			CO 02 - Main St P1 & 26th Avenue - ART		-	30903.206.33.40.00	121,506.05			-				-	-	121,506.05	-	-	-	121,506.05	-	100%
Wagner	Utilities			CO 02 - District Tributary (7.64%)		-	30902.295.33.40.00	90,056.00	-						90,056.00	-	-	-	-	-	90,056.00	-	100%
Wagner	Utilities			CO 02 - District Pond Improvements (53.7		-	30902.289.33.46.00	633,569.00	-						633,569.00	-	-	-	-	-	633,569.00	-	100%
Wagner	Utilities			CO 03 (16" Waterline)		-	30902.220.33.10.00	145,250.00	-						145,250.00	-	-	-	-	-	145,250.00	-	100%
Wagner	Utilities			CO 05 - District		-	30902.220.26.00.00	178,000.00	-						178,000.00	-	-	-	-	-	178,000.00	-	100%
Wagner	Utilities			CO 06 - 30" casing 65%		-	30902.206.33.46.00	9,896.25	-						9,896.25	-	-	-	-	-	9,896.25	-	100%
Wagner	Utilities			CO 06 - 30" casing 35% ARTA		-	30903.206.33.46.00	5,328.75			-				-	-	5,328.75	-	-	-	5,328.75	-	100%
Wagner	Utilities			CO 06 - 30" casing		-	30902.289.33.40.00	15,997.60	-						15,997.60	-	-	-	-	-	15,997.60	-	100%
Wagner	Utilities			CO 07 - Grade channel & haul excess		-	30902.289.33.46.00	19,679.60	-						19,679.60	-	-	-	-	-	19,679.60	-	100%
Wagner	Utilities			CO 08 - Relocate Yard		-	30902.220.33.46.00	2,004.68	-						2,004.68	-	-	-	-	-	2,004.68	-	100%
Wagner	Utilities			CO 08 - Relocate Yard Added Line		-	30902.289.33.46.00	5,337.55	-						5,337.55	-	-	-	-	-	5,337.55	-	100%
Wagner	Utilities			CO 09 - Box Culvert Permit		-	30902.206.33.40.00	703.14	-						703.14	-	-	-	-	-	703.14	-	100%
Wagner	Utilities			CO 09 - Box Culvert Permit 35% ARTA		-	30903.206.33.40.00	378.61			-				-	-	378.61	-	-	-	378.61	-	100%

DocuSign Envelope ID: 06910FDA-BAAC-4373-AFEA-CC6FE014DA58

Aerotropolis Area Coordinating Metropolitan District (AACMD)

10/20/2022

Total Draw Request 052		9,565,422.90
TAH CAB/Spine Costs Amount	$	6,198,692.98
AH In-Tract Costs Amount	$	736,418.73
AF ARTA Costs Amount	$	2,544,188.01
AF ATEC Spine Costs Amount	$	4,063.50
ATEC In-Tract Costs Amount	$	-
Developer Amount	$	82,059.68
Draw Request 1-51	$	157,556,497.55

	TAH CAB/Spine Costs Previous	AH In-Tract Costs Previous	AF ARTA Costs Previous	AF ATEC Spine Costs Previous	ATEC In-Tract Costs Previous	Developer Previous	
Variance	$ 995,196.68	$ 34,144.60	$ (905,113.13)	$ (99,085.49)	$ -	$ (25,142.65)	Variance
DRAW 51	$ 113,908,417.00	$ 3,108,631.81	$ 36,444,743.07	$ 3,071,693.15	$ -	$ 1,023,012.52	DRAW 51

Name	Discipline /Description	Auth No.	Task Order No.	Segment	Invoice #	Invoice $	Coding	Authorized MSA/Task Order Amount	TAH CAB/Spine Costs	AH In-Tract Costs	AF ARTA Costs	AF ATEC Spine Costs	ATEC In-Tract Costs	Developer Current	TAH CAB/Spine Costs Previous	AH In-Tract Costs Previous	AF ARTA Costs Previous	AF ATEC Spine Costs Previous	ATEC In-Tract Costs Previous	Developer Previous	Total Current and Previous	Remaining Amount	% Comp.
				TOTAL DESIGN & CONSTRUCTION		$ 9,565,422.90		$ 228,060,907.62	$ 6,198,692.98	$ 736,418.73	$ 2,544,188.01	$ 4,063.50	$ -	$ 82,059.68	$ 112,913,220.33	$ 3,074,487.21	$ 37,349,856.20	$ 3,170,778.64	$ -	$ 1,048,155.17	$ 167,121,920.45	$ 60,938,987.16	
Wagner	Utilities			CO 10		-	30902.220.26.00.00	13,156.65	-						13,156.65	-	-	-	-	-	13,156.65	-	100%
Wagner	Utilities			CO 11		-	30902.220.33.10.00	103,900.00	-						103,900.00	-	-	-	-	-	103,900.00	-	100%
Wagner	Utilities			CO 12		-	30902.203.26.00.00	2,760.00	-						2,760.00	-	-	-	-	-	2,760.00	-	100%
Contour	Construction Assistance		30	Original		-	30902.220.00.00.90	126,585.09	-						126,585.09	-	-	-	-	-	126,585.09	-	100%
Contour	Construction Assistance		30	Original - 35% ARTA		-	30903.206.00.00.90	2,490.91			-				-	-	2,490.91	-	-	-	2,490.91	-	100%
Contour	Construction Assistance		30	Original 65% CAB		-	30902.206.00.00.90	4,625.97	-						4,625.97	-	-	-	-	-	4,625.97	-	100%
Contour	Construction Assistance		30	CO 1 65%		-	30902.206.00.00.90	28,743.01	-						28,743.01	-	-	-	-	-	28,743.01	-	100%
Contour	Construction Assistance		30	CO 1 - 35% ARTA		-	30903.206.00.00.90	15,477.01			-				-	-	15,477.01	-	-	-	15,477.01	-	100%
CenturyLink	Electric Relocate			Relocate Utility		-	30902.220.33.70.00	11,076.82	-						11,076.82	-	-	-	-	-	11,076.82	-	100%
CenturyLink	Electric Relocate			Relocate Utility		-	30903.292.33.70.00	88,033.83			-				-	-	88,033.83	-	-	-	88,033.83	-	100%
Aztec	Survey		32	Constructon Services		-	30902.220.00.00.20	48,470.00	-						43,264.01	-	-	-	-	-	43,264.01	5,205.99	89%
CTL	Geotech		18	Plus CO2		-	30902.220.00.00.60	112,598.34	-						117,552.36	-	-	-	-	-	117,552.36	(4,954.02)	104%
CTL	Geotech		18	Plus CO2		-	30902.206.00.00.90	19,423.72	-						19,666.80	-	-	-	-	-	19,666.80	(243.08)	101%
CTL	Geotech		18	Plus CO2		-	30903.206.00.00.90	10,458.94			-				-	-	10,589.84	-	-	-	10,589.84	(130.90)	101%
				42nd Phase 2, NS Collector, Pkwy Wate		-		2,932,635.36	-	-	-	-	-	-	2,919,423.73	-	15,736.13	-	-	-	2,935,159.86	(2,524.50)	100%
Wagner	Utilities			42ND Ave NS Collector & Parkway		-	30902.241.33.10.00	433,100.00	-						433,100.00	-	-	-	-	-	433,100.00	-	100%
Wagner	Utilities			42ND Ave NS Collector & Parkway		-	30902.241.33.10.00	110,900.00	-						110,900.00	-	-	-	-	-	110,900.00	-	100%
Wagner	Utilities			CO 01 42nd Phase 2A Utilities (Water)		-	30902.251.33.10.00	207,600.00	-						207,600.00	-	-	-	-	-	207,600.00	-	100%
Wagner	Utilities			CO 01/CO 12 42nd Phase 2A Utilities (St		-	30902.251.33.40.00	44,300.00	-						44,300.00	-	-	-	-	-	44,300.00	-	100%
Wagner	Utilities			CO 02 - E470 Permit/Bond		-	30902.251.33.10.00	40,850.00	-						40,850.00	-	-	-	-	-	40,850.00	-	100%
Wagner	Utilities			CO 03 - WL Thrust Block @ E470		-	30902.251.33.40.00	41,732.21	-						41,732.21	-	-	-	-	-	41,732.21	-	100%
Wagner	Utilities			CO 04 - Anchor Wall		-	30902.251.33.40.00	17,945.60	-						17,945.60	-	-	-	-	-	17,945.60	-	100%
Wagner	Utilities			CO 05 - Waterline		-	30902.252.33.10.00	142,949.05	-						142,949.05	-	-	-	-	-	142,949.05	-	100%
Wagner	Utilities			CO 05 - Sanitary		-	30902.251.33.30.00	70,400.00	-						70,400.00	-	-	-	-	-	70,400.00	-	100%
Wagner	Utilities			CO 06/CO 12 - Sanitary - Hogan		-	30902.261.33.30.00	149,900.00	-						149,900.00	-	-	-	-	-	149,900.00	-	100%
Wagner	Utilities			CO 06/CO 12 - Sanitary - Reserve		-	30902.260.33.30.00	149,900.00	-						149,900.00	-	-	-	-	-	149,900.00	-	100%
Wagner	Utilities			CO 06 - Water - Hogan		-	30902.261.33.10.00	256,000.00	-						256,000.00	-	-	-	-	-	256,000.00	-	100%
Wagner	Utilities			CO 06 - Water - Reserve		-	30902.260.33.10.00	256,000.00	-						256,000.00	-	-	-	-	-	256,000.00	-	100%
Wagner	Utilities			CO 06 - Water - 24" Water		-	30902.241.33.10.00	29,000.00	-						29,000.00	-	-	-	-	-	29,000.00	-	100%
Wagner	Utilities			CO 06/CO 12 - Storm - Reserve		-	30902.260.33.40.00	435,800.00	-						435,800.00	-	-	-	-	-	435,800.00	-	100%
Wagner	Utilities			CO 07 - 12" Water		-	30902.241.33.10.00	72,635.40	-						72,635.40	-	-	-	-	-	72,635.40	-	100%
Wagner	Utilities			CO 08 - 12" Water		-	30902.241.33.10.00	12,432.00	-						12,432.00	-	-	-	-	-	12,432.00	-	100%
Wagner	Utilities			CO 09 - 12" Water		-	30902.241.33.10.00	10,000.00	-						10,000.00	-	-	-	-	-	10,000.00	-	100%
Wagner	Utilities			CO 10/CO 12 - Hogan Pkwy		-	30902.261.33.10.00	21,587.21	-						21,587.21	-	-	-	-	-	21,587.21	-	100%
Wagner	Utilities			CO 11		-	30902.260.33.40.00	2,108.52	-						2,108.52	-	-	-	-	-	2,108.52	-	100%
Wagner	Utilities			CO 13 - 90deg bend 20' pipe removal		-	30902.251.33.10.00	18,000.00	-						18,000.00	-	-	-	-	-	18,000.00	-	100%
Wagner	Utilities			CO 14 - Revision Pond 8571		-	30902.260.33.40.00	(173,358.00)	-						(173,358.00)	-	-	-	-	-	(173,358.00)	-	100%
Wagner	Utilities			CO 14 - Revision Pond 8571		-	30902.260.33.40.00	245,000.00	-						245,000.00	-	-	-	-	-	245,000.00	-	100%
Wagner	Utilities			CO 15 - Stabilize Pond		-	30902.260.33.00.00	15,797.62	-						15,797.62	-	-	-	-	-	15,797.62	-	100%
Pase	Erosion Control			Erosion Control + CO1		-	30902.241.31.25.00	21,730.87	-						21,730.87	-	-	-	-	-	21,730.87	-	100%
Pase	Erosion Control			Erosion Control - ART		-	30903.241.31.25.00	15,736.13			-				-	-	15,736.13	-	-	-	15,736.13	-	100%
Contour	Construction Assistance		31	Interim Waterline 26%		-	30902.241.00.00.90	26,421.13	-						26,421.13	-	-	-	-	-	26,421.13	-	100%
Contour	Construction Assistance		31	42nd P2 22%		-	30902.251.00.00.90	22,356.34	-						22,356.34	-	-	-	-	-	22,356.34	-	100%
Contour	Construction Assistance		31	Reserve 34%		-	30902.260.00.00.90	34,550.70	-						34,550.70	-	-	-	-	-	34,550.70	-	100%
Contour	Construction Assistance		31	Hogan 18%		-	30902.261.00.00.90	18,291.55	-						18,291.55	-	-	-	-	-	18,291.55	-	100%
Aztec	Survey		33	Interim Waterline 26%		-	30902.241.00.00.20	11,856.00	-						16,307.39	-	-	-	-	-	16,307.39	(4,451.39)	138%
Aztec	Survey		33	42nd P2 22%		-	30902.251.00.00.20	8,232.01	-						10,135.86	-	-	-	-	-	10,135.86	(1,903.85)	123%
Aztec	Survey		33	Reserve 34%		-	30902.260.00.00.20	12,804.02	-						16,022.44	-	-	-	-	-	16,022.44	(3,218.42)	125%
Aztec	Survey		33	Hogan 18%		-	30902.261.00.00.20	8,208.00	-						5,924.34	-	-	-	-	-	5,924.34	2,283.66	72%
CTL	Geotech		19	Interim Waterline + CO 01 26%		-	30902.241.00.00.60	36,885.94	-						35,646.85	-	-	-	-	-	35,646.85	1,239.09	97%
CTL	Geotech		19	42nd P2 + CO 01 22%		-	30902.251.00.00.60	31,211.18	-						30,162.77	-	-	-	-	-	30,162.77	1,048.41	97%
CTL	Geotech		19	Reserve + CO 01 34%		-	30902.260.00.00.60	48,235.46	-						46,615.25	-	-	-	-	-	46,615.25	1,620.21	97%
CTL	Geotech		19	Hogan + CO 01 18%		-	30902.261.00.00.60	25,536.42	-						24,678.63	-	-	-	-	-	24,678.63	857.79	97%
				38th Place and 38th Avenue Xcel Gradi		-		941,902.02	-	-	-	-	-	-	903,609.35	-	-	-	-	37,905.17	941,514.52	387.50	100%
Fiore	Grading			38th Place		-	30902.232.31.00.00	163,957.00	-						163,957.00	-	-	-	-	-	163,957.00	-	100%
Fiore	Grading			38th Avenue (Xcel Grading)		-	30902.249.31.00.00	154,397.00	-						154,397.00	-	-	-	-	-	154,397.00	-	100%
Fiore	Grading			CO 01 - Addtl Items		-	30902.232.31.00.00	25,211.29	-						25,211.29	-	-	-	-	-	25,211.29	-	100%
Fiore	Grading			CO 02 - Addtl Items		-	30902.232.31.00.00	142,575.27	-						142,575.27	-	-	-	-	-	142,575.27	-	100%
Fiore	Grading			CO 02 - Devel Portion (MS Paving)		-	30900.232.31.00.00	3,750.00						-	-	-	-	-	-	3,750.00	3,750.00	-	100%
Fiore	Grading			CO 03 - Devel Portion (Parking Prep)		-	30900.232.31.00.00	28,840.69						-	-	-	-	-	-	28,840.69	28,840.69	-	100%
Fiore	Grading			CO 04 - Finalize pond grading		-	30902.232.31.00.00	163,025.92	-						163,025.92	-	-	-	-	-	163,025.92	-	100%
SRM	Erosion Control			38th Place		-	30902.232.31.25.00	52,429.13	-						52,429.13	-	-	-	-	-	52,429.13	-	100%
SRM	Erosion Control			38th Avenue (Xcel Grading) + CO 1 to CC		-	30902.249.31.25.00	140,759.28	-						140,759.28	-	-	-	-	-	140,759.28	-	100%
SRM	Erosion Control			CO 03 - Addtl Items		-	30900.249.31.25.00	5,314.48						-	-	-	-	-	-	5,314.48	5,314.48	-	100%
Contour	Construction Assistance		32			-	30902.232.00.00.90	18,700.00	-						18,700.00	-	-	-	-	-	18,700.00	-	100%
Contour	Construction Assistance		32	CO 01		-	30902.249.00.00.90	6,925.00	-						6,925.00	-	-	-	-	-	6,925.00	-	100%
Aztec	Survey		34	Construction Services 38thAve		-	30902.232.00.00.20	29,019.96	-						29,019.96	-	-	-	-	-	29,019.96	-	100%
CTL	Geotech		21	38th Avenue (Xcel Grading)		-	30902.249.00.00.60	6,997.00	-						6,609.50	-	-	-	-	-	6,609.50	387.50	94%
				38th Place Utilities and Paving		-		374,466.87	-	-	-	-	-	-	335,765.21	-	-	-	-	33,318.15	369,083.36	5,383.51	99%
Wagner	Utilities			Storm + CO 1		-	30902.232.33.40.00	90,335.74	-						90,335.74	-	-	-	-	-	90,335.74	-	100%
Wagner	Utilities			Water + CO 2		-	30902.232.33.10.00	34,692.00	-						34,692.00	-	-	-	-	-	34,692.00	-	100%
Aggregate Industries	Utilities			Paving		-	30902.232.32.12.16	127,228.85	-						127,228.84	-	-	-	-	-	127,228.84	0.01	100%
Aggregate Industries	Utilities			Developer Portion (Parking Lot Paving)		-	30900.232.32.12.16	33,318.15						-	-	-	-	-	-	33,318.15	33,318.15	-	100%
Contour	Construction Assistance		33			-	30902.232.00.00.90	13,008.00	-						13,008.00	-	-	-	-	-	13,008.00	-	100%
CTL	Geotech		20	38th Place		-	30902.232.00.00.60	20,858.50	-						15,475.00	-	-	-	-	-	15,475.00	5,383.50	74%
Iron Woman	Concrete			Concrete + CO 1 & 2		-	30902.232.03.00.00	55,025.63	-						55,025.63	-	-	-	-	-	55,025.63	-	100%
				38th Parkway		-		4,552,433.94	-	-	-	-	-	-	2,151,769.08	-	-	1,942,253.36	-	-	4,094,022.44	458,411.50	90%
Bemas	Grading			Reserve to Powhaton + CO 1		-	30902.249.31.00.00	213,477.80	-						213,477.80	-	-	-	-	-	213,477.80	-	100%
Bemas	Grading			Powhaton to Monaghan + CO 01 to 04		-	30904.248.31.00.00	560,051.95				-			-	-	-	560,051.95	-	-	560,051.95	-	100%
SRM	Erosion Control			Reserve to Powhaton + CO 1 Thru CO 5		-	30902.249.31.25.00	57,841.10	-						57,841.10	-	-	-	-	-	57,841.10	-	100%
SRM	Erosion Control			Powhaton to Monaghan + CO 01 Thru CC		-	30904.248.31.25.00	82,296.09				-			-	-	-	82,296.09	-	-	82,296.09	-	100%
Contour	Construction Assistance		35	Reserve to Monaghan		-	30902.249.00.00.90	11,300.00	-						11,300.00	-	-	-	-	-	11,300.00	-	100%
Contour	Construction Assistance		35	Powhaton to Monaghan		-	30904.248.00.00.90	21,700.00				-			-	-	-	21,700.00	-	-	21,700.00	-	100%
Aztec	Survey		37	Reserve to Monaghan		-	30902.249.00.00.20	14,100.00	-						14,100.00	-	-	-	-	-	14,100.00	-	100%
Aztec	Survey		37	Powhaton to Monaghan		-	30904.248.00.00.20	17,170.00				-			-	-	-	17,170.00	-	-	17,170.00	-	100%
CTL	Geotech		26	Reserve to Monaghan		-	30902.249.00.00.60	6,997.00	-						-	-	-	-	-	-	-	6,997.00	0%
CTL	Geotech		26	Powhaton to Monaghan		-	30904.248.00.00.60	11,819.00				-			-	-	-	-	-	-	-	11,819.00	0%
JHL Constructors, Inc.	Earthworks		WO 08	Reserve to Monaghan		-	30902.249.31.00.00	278,415.00	-						264,494.25	-	-	-	-	-	264,494.25	13,920.75	95%
JHL Constructors, Inc.	Earthworks		WO 08	Powhaton to Monaghan		-	30904.248.31.00.00	213,206.00				-			-	-	-	202,545.70	-	-	202,545.70	10,660.30	95%
JHL Constructors, Inc.	Erosion Control		WO 08	Reserve to Monaghan		-	30902.249.31.25.00	56,600.00	-						52,752.59	-	-	-	-	-	52,752.59	3,847.41	93%
JHL Constructors, Inc.	Erosion Control		WO 08	Powhaton to Monaghan		-	30904.248.31.25.00	49,100.00				-			-	-	-	45,762.41	-	-	45,762.41	3,337.59	93%
JHL Constructors, Inc.	Flexible Paving		WO 08	Reserve to Monaghan		-	30902.249.32.12.00	537,995.00	-						511,095.25	-	-	-	-	-	511,095.25	26,899.75	95%
JHL Constructors, Inc.	Flexible Paving		WO 08	Powhaton to Monaghan		-	30904.248.32.12.00	546,102.00				-			-	-	-	518,796.90	-	-	518,796.90	27,305.10	95%
JHL Constructors, Inc.	Flexible Paving		WO 08	CO -01 - Permit Fees		-	30902.249.32.12.00	31,792.46	-						30,202.84	-	-	-	-	-	30,202.84	1,589.62	95%
JHL Constructors, Inc.	Flexible Paving		WO 08	CO -01 - Permit Fees		-	30904.248.32.12.00	32,271.54				-			-	-	-	30,657.96	-	-	30,657.96	1,613.58	95%
JHL Constructors, Inc.	Flexible Paving		WO 08	CO -02 - Added Rail at Gas Line Bridge		-	30902.249.32.12.00	16,327.48	-						15,511.11	-	-	-	-	-	15,511.11	816.37	95%
JHL Constructors, Inc.	Flexible Paving		WO 08	CO -02 - Added Rail at Gas Line Bridge		-	30904.248.32.12.00	16,573.52				-			-	-	-	15,744.84	-	-	15,744.84	828.68	95%
JHL Constructors, Inc.	Signage & Striping		WO 08	Reserve to Monaghan		-	30902.249.32.17.00	57,423.00	-						54,551.85	-	-	-	-	-	54,551.85	2,871.15	95%
JHL Constructors, Inc.	Signage & Striping		WO 08	Powhaton to Monaghan		-	30904.248.32.17.00	63,453.00				-			-	-	-	60,280.35	-	-	60,280.35	3,172.65	95%
JHL Constructors, Inc.	General Conditions		WO 08	Reserve to Monaghan		-	30902.249.00.73.00	230,160.75	-						120,057.59	-	-	-	-	-	120,057.59	110,103.16	52%
JHL Constructors, Inc.	General Conditions		WO 08	Powhaton to Monaghan		-	30904.248.00.73.00	376,577.25				-			-	-	-	196,432.06	-	-	196,432.06	180,145.19	52%
JHL Constructors, Inc.	Stormwater Utilities		WO 08	Reserve to Monaghan		-	30902.249.33.40.00	806,826.00	-						766,484.70	-	-	-	-	-	766,484.70	40,341.30	95%
JHL Constructors, Inc.	Stormwater Utilities		WO 08	Powhaton to Monaghan		-	30904.248.33.40.00	172,858.00				-			-	-	-	164,215.10	-	-	164,215.10	8,642.90	95%
JHL Constructors, Inc.	Surveying & Staking		WO 08	Reserve to Monaghan		-	30902.249.01.71.13	42,000.00	-						39,900.00	-	-	-	-	-	39,900.00	2,100.00	95%
JHL Constructors, Inc.	Surveying & Staking		WO 08	Powhaton to Monaghan		-	30904.248.01.71.13	28,000.00				-			-	-	-	26,600.00	-	-	26,600.00	1,400.00	95%
				ISP Landscape		-		3,418,521.84	-	-	-	-	-	-	2,523,434.20	-	815,524.87	-	-	-	3,338,959.07	79,562.77	98%
BrightView	Irrigation			38th Place - Irrigation		-	30902.232.32.80.00	52,865.33	-						52,865.33	-	-	-	-	-	52,865.33	-	100%
BrightView	Site Misc			38th Place - Site Landscape		-	30902.232.32.90.00	23,012.37	-						23,012.37	-	-	-	-	-	23,012.37	-	100%
BrightView	Hardscape			38th Place - Hardscape		-	30902.232.60.14.00	1,316.70	-						1,316.70	-	-	-	-	-	1,316.70	-	100%
BrightView	Monumentation			38th Place - Monumentation		-	30902.232.60.32.00	3,656.55	-						3,656.55	-	-	-	-	-	3,656.55	-	100%
BrightView	Monumentation			CO 01/03/07 - Oct. Event, Winter Waterin		-	30902.232.60.32.00	27,182.35	-						27,182.35	-	-	-	-	-	27,182.35	-	100%
BrightView	Irrigation			26th Ave - Irrigation		-	30902.206.32.80.00	7,885.96	-						7,885.96	-	-	-	-	-	7,885.96	-	100%
BrightView	Irrigation			26th Ave - Irrigation 35% ARTA		-	30903.206.32.80.00	4,246.28			-				-	-	4,246.28	-	-	-	4,246.28	-	100%
BrightView	Site Misc			26th Ave - Site Misc		-	30902.206.32.90.00	1,516.29	-						1,516.29	-	-	-	-	-	1,516.29	-	100%
BrightView	Site Misc			26th Ave - Site Misc 35% ARTA		-	30903.206.32.90.00	816.47			-				-	-	816.47	-	-	-	816.47	-	100%
BrightView	Hardscape			26th Ave - Hardscape		-	30902.206.60.14.00	893.52	-						893.52	-	-	-	-	-	893.52	-	100%
BrightView	Hardscape			26th Ave - Hardscape 35% ARTA		-	30903.206.60.14.00	481.13			-				-	-	481.13	-	-	-	481.13	-	100%
BrightView	Monumentation			26th Ave - Monumentation		-	30902.206.60.32.00	2,352.06	-						2,352.06	-	-	-	-	-	2,352.06	-	100%
BrightView	Monumentation			26th Ave - Monumentation 35% ARTA		-	30903.206.60.32.00	1,266.49			-				-	-	1,266.49	-	-	-	1,266.49	-	100%
BrightView	Irrigation			MS P1(SOUTH) - Irrigation		-	30902.220.32.80.00	32,285.07	-						32,285.07	-	-	-	-	-	32,285.07	-	100%
BrightView	Site Misc			MS P1(SOUTH) - Site Misc		-	30902.220.32.90.00	101,801.52	-						101,801.52	-	-	-	-	-	101,801.52	-	100%
BrightView	Site Misc			CO 02 - CO 04 - Temp Sod		-	30902.220.32.90.00	-	-						-	-	-	-	-	-	-	-	0%
BrightView	Irrigation			MS P2 (North) - Irrigation		-	30902.221.32.80.00	79,258.56	-						79,258.56	-	-	-	-	-	79,258.56	-	100%
BrightView	Site Misc			MS P2 (North) - Site Misc		-	30902.221.32.90.00	3,944.42	-						3,944.42	-	-	-	-	-	3,944.42	-	100%
BrightView	Monumentation			MS P2 (North) - Monumentation		-	30902.221.60.32.00	3,337.35	-						3,337.35	-	-	-	-	-	3,337.35	-	100%
BrightView	Site Misc			CO 07		-	30902.221.32.90.00	361.57	-						361.57	-	-	-	-	-	361.57	-	100%
BrightView	Irrigation			42nd P1(West) - Irrigation		-	30902.250.32.80.00	59,236.22	-						59,236.22	-	-	-	-	-	59,236.22	-	100%
BrightView	Site Misc			42nd P1(West) - Site Misc		-	30902.250.32.90.00	96,684.92	-						96,684.92	-	-	-	-	-	96,684.92	-	100%
BrightView	Monumentation			42nd P1(West) - Monumentation		-	30902.250.60.32.00	2,834.80	-						2,834.80	-	-	-	-	-	2,834.80	-	100%
BrightView	Site Misc			CO 07		-	30902.250.32.90.00	1,930.78	-						1,930.78	-	-	-	-	-	1,930.78	-	100%
BrightView	Irrigation			42nd P2(East) - Irrigation		-	30902.252.32.80.00	45,809.00	-						45,809.00	-	-	-	-	-	45,809.00	-	100%
BrightView	Site Misc			42nd P2(East) - Site Misc		-	30902.252.32.90.00	2,422.23	-						2,422.23	-	-	-	-	-	2,422.23	-	100%
BrightView	Irrigation			Denali Blvd - Irrigation		-	30902.230.32.80.00	70,142.13	-						70,142.13	-	-	-	-	-	70,142.13	-	100%
BrightView	Site Misc			Denali Blvd - Site Misc		-	30902.230.32.90.00	74,222.88	-						74,222.88	-	-	-	-	-	74,222.88	-	100%
BrightView	Site Misc			CO 07/09 - Boring & Misc		-	30902.230.32.90.00	550.05	-						550.05	-	-	-	-	-	550.05	-	100%
BrightView	Irrigation			TAH Pkwy P1 - Irrigation		-	30902.241.32.80.00	212,123.12	-						212,123.12	-	-	-	-	-	212,123.12	-	100%
BrightView	Irrigation			TAH Pkwy P1 - Irrigation		-	30903.241.32.80.00	153,606.40			-				-	-	153,606.40	-	-	-	153,606.40	-	100%
BrightView	Site Amenities			TAH Pkwy P1 - Site Amenities		-	30902.241.60.33.00	8,973.37	-						8,973.37	-	-	-	-	-	8,973.37	-	100%
BrightView	Site Amenities			TAH Pkwy P1 - Site Amenities		-	30903.241.60.33.00	6,497.95			-				-	-	6,497.95	-	-	-	6,497.95	-	100%
BrightView	Site Amenities			CO - 04/06/07/08/10/11/12		-	30902.241.32.90.00	46,134.69	-						46,134.69	-	-	-	-	-	46,134.69	-	100%
BrightView	Site Amenities			CO - 04/06/07/08/10/11/12		-	30903.241.32.90.00	33,407.86			-				-	-	33,407.86	-	-	-	33,407.86	-	100%
BrightView	Hardscape			TAH Pkwy P1 - Hardscape		-	30902.241.60.14.00	3,193.04	-						3,193.04	-	-	-	-	-	3,193.04	-	100%
BrightView	Hardscape			TAH Pkwy P1 - Hardscape		-	30903.241.60.14.00	2,312.21			-				-	-	2,312.21	-	-	-	2,312.21	-	100%
BrightView	Monumentation			TAH Pkwy P1 - Monumentation		-	30902.241.60.32.00	427,255.86	-						427,255.86	-	-	-	-	-	427,255.86	-	100%
BrightView	Monumentation			TAH Pkwy P1 - Monumentation		-	30903.241.60.32.00	309,392.17			-				-	-	309,392.17	-	-	-	309,392.17	-	100%
BrightView	Site Amenities			TAH Pkwy P1 - Site Miscellaneous		-	30902.241.32.90.00	195,615.11	-						195,615.11	-	-	-	-	-	195,615.11	-	100%
BrightView	Site Amenities			TAH Pkwy P1 - Site Miscellaneous		-	30903.241.32.90.00	141,652.32			-				-	-	141,652.32	-	-	-	141,652.32	-	100%
BrightView	Landscape			MISCELLANEOUS - Landscape		-	30902.203.32.90.00	162,067.40	-						162,067.40	-	-	-	-	-	162,067.40	-	100%
BrightView	Landscape			MISCELLANEOUS - Landscape		-	30903.210.32.90.00	95,042.50			-				-	-	95,042.50	-	-	-	95,042.50	-	100%
BrightView	Landscape			CO 05 (Event)		-	30902.101.32.90.00	-	-						-	-	-	-	-	-	-	-	0%
BrightView	Site Amenities			CO 13 Increase Height of Wall		-	30902.203.60.32.00	14,429.55	-						14,429.55	-	-	-	-	-	14,429.55	-	100%
BrightView	Site Amenities			CO 14 Sod Cutting		-	30902.244.32.90.00	11,443.17	-						11,443.17	-	-	-	-	-	11,443.17	-	100%
BrightView	Site Amenities			CO 14 Sod Cutting		-	30903.244.32.90.00	8,286.43			-				-	-	8,286.43	-	-	-	8,286.43	-	100%
Contour	Construction Assistance		34	38th Place		-	30902.232.60.00.90	9,878.14	-						9,878.14	-	-	-	-	-	9,878.14	-	100%
Contour	Construction Assistance		34	26th Ave		-	30902.206.60.00.90	857.00	-						857.00	-	-	-	-	-	857.00	-	100%
Contour	Construction Assistance		34	26th Ave - 35% ARTA		-	30903.206.60.00.90	461.46			-				-	-	461.46	-	-	-	461.46	-	100%
Contour	Construction Assistance		34	MS P1 South		-	30902.220.60.00.90	1,102.32	-						1,102.32	-	-	-	-	-	1,102.32	-	100%
Contour	Construction Assistance		34	MS P2 North		-	30902.221.60.00.90	1,383.26	-						1,383.26	-	-	-	-	-	1,383.26	-	100%
Contour	Construction Assistance		34	42nd P1 West		-	30902.250.60.00.90	1,741.65	-						1,741.65	-	-	-	-	-	1,741.65	-	100%
Contour	Construction Assistance		34	42nd P2 East		-	30902.252.60.00.90	395.53	-						395.53	-	-	-	-	-	395.53	-	100%
Contour	Construction Assistance		34	Denali Blvd		-	30902.230.60.00.90	551.74	-						551.74	-	-	-	-	-	551.74	-	100%
Contour	Construction Assistance		34	TAH Pkwy 1		-	30902.241.60.00.90	4,838.61	-						4,838.61	-	-	-	-	-	4,838.61	-	100%
Contour	Construction Assistance		34	TAH Pkwy 1		-	30903.241.60.00.90	3,503.82			-				-	-	3,503.82	-	-	-	3,503.82	-	100%
Contour	Construction Assistance		34	MISCELLANEOUS - Landscape		-	30902.203.60.00.90	131.47	-						131.47	-	-	-	-	-	131.47	-	100%
JHL Constructors, Inc.	36inch Waterline Tie In's & Irrigation Tap		WO 04	Main St. P1		-	30902.220.60.10.00	303,034.81	-						271,590.73	-	-	-	-	-	271,590.73	31,444.08	90%
JHL Constructors, Inc.	36inch Waterline Tie In's & Irrigation Tap		WO 04	Main St. P2		-	30902.221.60.10.00	147,355.09	-						135,801.46	-	-	-	-	-	135,801.46	11,553.63	92%
JHL Constructors, Inc.	36inch Waterline Tie In's & Irrigation Tap		WO 04	TAH Pkwy P1		-	30902.241.60.10.00	28,290.05	-						25,311.14	-	-	-	-	-	25,311.14	2,978.91	89%
JHL Constructors, Inc.	36inch Waterline Tie In's & Irrigation Tap		WO 04	TAH Pkwy P1 - 35% ARTA		-	30903.241.60.10.00	20,485.90			-				-	-	18,328.75	-	-	-	18,328.75	2,157.15	89%
JHL Constructors, Inc.	36inch Waterline Tie In's & Irrigation Tap		WO 04	TAH Pkwy P2		-	30902.244.60.10.00	55,142.90	-						50,021.74	-	-	-	-	-	50,021.74	5,121.16	91%
JHL Constructors, Inc.	36inch Waterline Tie In's & Irrigation Tap		WO 04	TAH Pkwy P2 - 35% ARTA		-	30903.244.60.10.00	39,931.07			-				-	-	36,222.63	-	-	-	36,222.63	3,708.44	91%
JHL Constructors, Inc.	36inch Waterline Tie In's & Irrigation Tap		WO 04	42nd Ave. P1		-	30902.250.60.10.00	153,846.68	-						140,126.28	-	-	-	-	-	140,126.28	13,720.40	91%
JHL Constructors, Inc.	36inch Waterline Tie In's & Irrigation Tap		WO 04	Reserve Blvd		-	30902.348.60.10.00	20,146.70	-						15,852.57	-	-	-	-	-	15,852.57	4,294.13	79%
JHL Constructors, Inc.	36inch Waterline Tie In's & Irrigation Tap		WO 04	CO 03		-	30902.221.60.10.00	91,697.50	-						87,112.63	-	-	-	-	-	87,112.63	4,584.87	95%
				Residential Filing 01 Grading & EC		-		116,629.26	-	-	-	-	-	-	-	58,216.82	21,650.00	-	-	33,562.43	113,429.25	3,200.01	97%
SRM	Erosion Control			Builder + CO1 Thru CO4		-	30900.901.31.25.00	30,384.50						-	-	-	-	-	-	30,384.50	30,384.50	-	100%
SRM	Erosion Control			District + CO1 Thru CO3		-	30902.901.31.25.00	50,869.76		-					-	50,869.76	-	-	-	-	50,869.76	-	100%
QualCorr	Solar Rectifier			ECCV Pipeline		-	30903.210.33.14.00	24,850.00			-				-	-	21,650.00	-	-	-	21,650.00	3,200.00	87%
Contour	Construction Assistance		36	Residential Filing 01 Grading & EC		-	30902.901.00.00.90	5,776.43		-					-	5,776.43	-	-	-	-	5,776.43	-	100%
Contour	Construction Assistance			Residential Filing 01 Grading & EC (CO 0		-	30900.901.00.00.90	2,498.57						-	-	-	-	-	-	2,498.56	2,498.56	-	100%
Aztec	Survey		38	Filing 01 (CSP 01) Construction Staking		-	30902.901.00.00.20	1,570.63		-					-	1,570.63	-	-	-	-	1,570.63	-	100%
Aztec	Survey		38	Filing 01 (CSP 01) Construction Staking		-	30900.901.00.00.20	679.37						-	-	-	-	-	-	679.37	679.37	-	100%
				Residential Filing 01 Thru 17		16,432.50		388,852.00	-	16,432.50	-	-	-	-	-	292,197.50	24,000.00	-	-	-	332,630.00	56,222.00	86%
CTL	Geotech		36	Tri-Pointe 73 Borings		-	30902.916.00.00.60	40,150.00		-					-	42,573.30	-	-	-	-	42,573.30	(2,423.30)	106%
CTL	Geotech		36	Century 72 Borings		-	30902.917.00.00.60	39,600.00		-					-	41,990.10	-	-	-	-	41,990.10	(2,390.10)	106%
CTL	Geotech		36	DR Horton 243 Borings		-	30902.907.00.00.60	94,600.00		-					-	100,309.69	-	-	-	-	100,309.69	(5,709.69)	106%
CTL	Geotech		36	DR Horton 71 Borings		-	30902.907.00.00.60	39,050.00		-					-	41,406.91	-	-	-	-	41,406.91	(2,356.91)	106%
CTL	Geotech		40	Bridgewater Filing 10 \	642493	16,432.50	30902.910.00.00.60	147,052.00		16,432.50					-	60,991.50	-	-	-	-	77,424.00	69,628.00	53%
CTL	Geotech		44	Filing 3 & 11		-	30902.911.00.00.60	3,850.00		-					-	3,850.00	-	-	-	-	3,850.00	-	100%
CTL	Geotech		XX	RAH Filing 01		-	30902.901.00.00.60	-		-					-	1,076.00	-	-	-	-	1,076.00	(1,076.00)	0%
CTL	Geotech		35	Harvest Rd I-70 to 26th Ave Pave & Desig		-	30903.300.00.00.60	24,550.00			-				-	-	24,000.00	-	-	-	24,000.00	550.00	98%
				Tributary T Grading & EC		-		4,072,685.21	-	-	-	-	-	-	2,344,938.67	-	1,630,921.75	-	-	-	3,975,860.42	96,824.79	98%
Kelley Trucking	Earthwork			Earthwork		-	30902.241.31.00.00	1,128,997.90	-						1,128,997.90	-	-	-	-	-	1,128,997.90	-	100%
Kelley Trucking	Earthwork			Earthwork (ARTA)		-	30903.241.31.00.00	817,550.20			-				-	-	817,550.20	-	-	-	817,550.20	-	100%
Kelley Trucking	Earthwork			CO 1 + CO 2 - Sediment Basin		-	30902.241.31.00.00	148,601.96	-						148,601.96	-	-	-	-	-	148,601.96	(0.00)	100%
Kelley Trucking	Earthwork			CO 1 + CO 2 Sediment Basin - ARTA 42%		-	30903.241.31.00.00	107,608.30			-				-	-	107,608.30	-	-	-	107,608.30	-	100%
Kelley Trucking	Earthwork			CO 3 - Emergency Clean-up - E470		-	30902.241.31.00.00	93,090.00	-						93,090.00	-	-	-	-	-	93,090.00	-	100%
Kelley Trucking	Earthwork			CO 3 - Emergency Clean-up - E470 - ART		-	30903.241.31.00.00	67,410.00			-				-	-	67,410.00	-	-	-	67,410.00	-	100%
Kelley Trucking	Earthwork			CO 4 - E-470 Interchange Grading		-	30902.241.31.00.00	394,002.82	-						394,002.82	-	-	-	-	-	394,002.82	-	100%
Kelley Trucking	Earthwork			CO 4 - E-470 Interchange Grading - ARTA		-	30903.241.31.00.00	285,312.38			-				-	-	285,312.38	-	-	-	285,312.38	-	100%
Kelley Trucking	Earthwork			CO 5 - Fill Pond Near 42ND & Gun Club		-	30902.241.31.00.00	8,816.00	-						8,816.00	-	-	-	-	-	8,816.00	-	100%
Kelley Trucking	Earthwork			CO 5 - Fill Pond Near 42ND & Gun Club -		-	30903.241.31.00.00	6,384.00			-				-	-	6,384.00	-	-	-	6,384.00	-	100%
Kelley Trucking	Earthwork			CO 6 - Various		-	30902.241.31.00.00	45,895.28	-						45,895.28	-	-	-	-	-	45,895.28	-	100%
Kelley Trucking	Earthwork			CO 6 - Various - ARTA 42%		-	30903.241.31.00.00	33,234.52			-				-	-	33,234.52	-	-	-	33,234.52	-	100%
Kelley Trucking	Earthwork			CO 7 - ROM for Main Street & Commercia		-	30902.222.31.00.00	46,575.00	-						46,575.00	-	-	-	-	-	46,575.00	-	100%
Kelley Trucking	Earthwork			CO 8/9 - Grade Main St & 42nd Ave + Adc		-	30902.221.31.00.00	28,628.50	-						28,628.50	-	-	-	-	-	28,628.50	-	100%
Pase	Erosion Control			Erosion Control + CO1		-	30902.241.31.25.00	248,768.00	-						248,768.00	-	-	-	-	-	248,768.00	-	100%
Pase	Erosion Control			Erosion Control - ART		-	30903.241.31.25.00	180,142.35			-				-	-	180,142.35	-	-	-	180,142.35	-	100%
Contour	Construction Assistance		37	Tributary T Grading & EC		-	30902.241.00.00.90	58,957.00	-						58,957.00	-	-	-	-	-	58,957.00	-	100%
Contour	Construction Assistance		37	Tributary T Grading & EC		-	30903.241.00.00.90	42,693.00			-				-	-	42,693.00	-	-	-	42,693.00	-	100%
Aztec	Survey		39	Tributary T Grading & EC		-	30902.241.00.00.20	93,055.20	-						88,606.14	-	-	-	-	-	88,606.14	4,449.06	95%
Aztec	Survey		39	Tributary T Grading & EC		-	30903.241.00.00.20	67,384.80			-				-	-	64,163.06	-	-	-	64,163.06	3,221.74	95%
CTL	Geotech		27	Tributary T Grading & EC		-	30902.241.00.00.60	71,380.00	-						36,490.20	-	-	-	-	-	36,490.20	34,889.80	51%
CTL	Geotech		27	Tributary T Grading & EC		-	30903.241.00.00.60	51,688.96			-				-	-	26,423.94	-	-	-	26,423.94	25,265.02	51%
CTL	Geotech		27	Waterline No ARTA		-	30902.241.00.00.60	46,509.04	-						17,509.87	-	-	-	-	-	17,509.87	28,999.17	38%
				Zone 3 36 Inch Waterline		-		790,082.00	-	-	-	-	-	-	761,837.00	-	-	-	-	-	761,837.00	28,245.00	96%
BT Construction	Utilities			Utilities MSA & CO 1		-	30902.399.33.10.00	728,872.00	-						728,872.00	-	-	-	-	-	728,872.00	-	100%
Contour	Construction Assistance		38	Zone 3 36 Inch Waterline		-	30902.399.00.00.90	31,280.00	-						31,280.00	-	-	-	-	-	31,280.00	-	100%
Aztec	Survey		40	Zone 3 36 Inch Waterline		-	30902.399.00.00.20	29,930.00	-						1,685.00	-	-	-	-	-	1,685.00	28,245.00	6%
				Community Markers EWEC		-		930,113.51	-	-	-	-	-	-	935,853.01	-	-	-	-	-	935,853.01	(5,739.50)	101%
PEI	Earthwork			Earthwork MSA + CO 01 - DEDUCT SSA		-	30902.205.31.00.00	172,208.51	-						172,208.51	-	-	-	-	-	172,208.51	-	100%
DCB Construction	Signage			Signage Original + CO 1 to 4		-	30902.205.10.14.00	693,776.00	-						693,776.00	-	-	-	-	-	693,776.00	-	100%
SRM	Erosion Control			Erosion Control - CO1 Thru CO4		-	30902.205.31.25.00	40,051.00	-						40,051.00	-	-	-	-	-	40,051.00	-	100%
Aztec	Survey		41+CO1	Community Markers		-	30902.205.00.00.20	6,630.00	-						14,550.00	-	-	-	-	-	14,550.00	(7,920.00)	219%
CTL	Geotech		31	Community Markers		-	30902.205.00.00.60	4,662.00	-						4,117.50	-	-	-	-	-	4,117.50	544.50	88%
CTL	Geotech		39+CO1	E470		-	30902.151.00.00.60	4,136.00	-						2,500.00	-	-	-	-	-	2,500.00	1,636.00	60%
Contour	Construction Assistance		39	Community Markers		-	30902.205.00.00.90	8,650.00	-						8,650.00	-	-	-	-	-	8,650.00	-	100%
				Site Furnishings/Lanscaping		-		174,250.00	-	-	-	-	-	-	174,250.00	-	-	-	-	-	174,250.00	-	100%
Steele The Show	Site Furnishing			PDA Road Signs		-	30902.152.60.33.00	44,250.00	-						44,250.00	-	-	-	-	-	44,250.00	-	100%
Lisa Solberg Art	Art			Art		-	30902.152.60.33.00	130,000.00	-						130,000.00	-	-	-	-	-	130,000.00	-	100%
				Center Roundabout Monument		14,433.88		466,584.45	14,433.88	-	-	-	-	-	314,305.70	-	-	-	-	-	328,739.58	137,844.87	70%
JHL Constructors, Inc.			WO 12	Earthwork		-	30902.215.31.00.00	-	-						-	-	-	-	-	-	-	-	0%
JHL Constructors, Inc.			WO 12	Erosion & Sediment Controls		-	30902.215.31.25.00	10,000.00	-						-	-	-	-	-	-	-	10,000.00	0%
JHL Constructors, Inc.			WO 12	Traffic Contro;		-	30902.215.32.33.00	20,000.00	-						-	-	-	-	-	-	-	20,000.00	0%
JHL Constructors, Inc.			WO 12	Sculpture	Pay App 5	13,003.49	30902.215.32.33.00	277,904.32	13,003.49						233,937.40	-	-	-	-	-	246,940.89	30,963.43	89%
JHL Constructors, Inc.			WO 12	Permitting - Permits Design		-	30902.215.00.31.46	20,000.00	-						2,622.09	-	-	-	-	-	2,622.09	17,377.91	13%
JHL Constructors, Inc.			WO 12	Drainage Allowance		-	30902.215.32.80.00	5,000.00	-						-	-	-	-	-	-	-	5,000.00	0%

DocuSign Envelope ID: 06910FDA-BAAC-4373-AFEA-CC6FE014DA58

Aerotropolis Area Coordinating Metropolitan District (AACMD)

10/20/2022

Total Draw Request 052	9,565,422.90
TAH CAB/Spine Costs Amount	$ 6,198,692.98
AH In-Tract Costs Amount	$ 736,418.73
AF ARTA Costs Amount	$ 2,544,188.01
AF ATEC Spine Costs Amount	$ 4,063.50
ATEC In-Tract Costs Amount	$ -
Developer Amount	$ 82,059.68
Draw Request 1-51	$ 157,556,497.55

	TAH CAB/Spine Costs Previous	AH In-Tract Costs Previous	AF ARTA Costs Previous	AF ATEC Spine Costs Previous	ATEC In-Tract Costs Previous	Developer Previous	
	$ 995,196.68	$ 34,144.60	$ (905,113.13)	$ (99,085.49)	$ -	$ (25,142.65)	Variance
	$ 113,908,417.00	$ 3,108,631.81	$ 36,444,743.07	$ 3,071,693.15	$ -	$ 1,023,012.52	DRAW 51

Name	Discipline /Description	Auth No.	Task Order No.	Segment	Invoice #	Invoice $	Coding	Authorized MSA/Task Order Amount	TAH CAB/Spine Costs	AH In-Tract Costs	AF ARTA Costs	AF ATEC Spine Costs	ATEC In-Tract Costs	Developer Current	TAH CAB/Spine Costs Previous	AH In-Tract Costs Previous	AF ARTA Costs Previous	AF ATEC Spine Costs Previous	ATEC In-Tract Costs Previous	Developer Previous	Total Current and Previous	Remaining Amount	% Comp.
TOTAL DESIGN & CONSTRUCTION						$ 9,565,422.90		$ 228,060,907.62	$ 6,198,692.98	$ 736,418.73	$ 2,544,188.01	$ 4,063.50	$ -	$ 82,059.68	$ 112,913,220.33	$ 3,074,487.21	$ 37,349,856.20	$ 3,170,778.64	$ -	$ 1,048,155.17	$ 167,121,920.45	$ 60,938,987.16	
JHL Constructors, Inc.			WO 12	Construction Manager (3rd Party Review)		-	30902.215.00.00.90	-	-						-	-	-	-	-	-	-	-	0%
JHL Constructors, Inc.			WO 12	Foundation (Concrete)		-	30902.215.03.00.00	58,480.00	-						43,752.25	-	-	-	-	-	43,752.25	14,727.75	75%
JHL Constructors, Inc.			WO 12	Site Demolition (Demolition)		-	30902.215.02.41.00	5,800.00	-						-	-	-	-	-	-	-	5,800.00	0%
JHL Constructors, Inc.			WO 12	Survey & Site Layout (Mobilization)		-	30902.215.01.71.13	8,000.00	-						3,752.50	-	-	-	-	-	3,752.50	4,247.50	47%
JHL Constructors, Inc.			WO 12	Construction Surveying		-	30902.215.01.71.14	-	-						-	-	-	-	-	-	-	-	0%
JHL Constructors, Inc.			WO 12	3rd Party Testing		-	30902.215.01.71.15	5,000.00	-						1,282.50	-	-	-	-	-	1,282.50	3,717.50	26%
JHL Constructors, Inc.			WO 12	Contruction Contingency 5%		-	30902.215.01.71.16	-	-						-	-	-	-	-	-	-	-	0%
JHL Constructors, Inc.			WO 12	General Conditions 8%	Pay App 5	1,040.28	30902.215.01.71.17	34,665.38	1,040.28						11,895.25	-	-	-	-	-	12,935.53	21,729.85	37%
JHL Constructors, Inc.			WO 12	General Liability Insurance 1%		-	30902.215.01.71.18	4,940.16	-						4,230.50	-	-	-	-	-	4,230.50	709.66	86%
JHL Constructors, Inc.			WO 12	Performance & Payment Bond 1%		-	30902.215.01.71.19	4,424.69	-						4,272.81	-	-	-	-	-	4,272.81	151.88	97%
JHL Constructors, Inc.			WO 12	Fees	Pay App 5	390.11	30902.215.01.41.23	12,369.90	390.11						8,560.40	-	-	-	-	-	8,950.51	3,419.39	72%
				Trib T Infrastructure & MS Ph. 3		**$ 144,395.24**		**$ 32,873,825.71**	**$ 83,749.24**	**$ -**	**$ 60,646.00**	$ -	$ -	$ -	**$ 19,333,646.91**	$ -	**$ 12,406,741.24**	$ -	$ -	$ -	**$ 31,884,783.39**	**$ 989,042.32**	**97%**
JHL Constructors, Inc.	General			Demo		-	30902.241.02.41.00	49,053.11	-						49,053.09	-	-	-	-	-	49,053.09	0.02	100%
JHL Constructors, Inc.	General			Demo - ARTA		-	30903.241.02.41.00	35,521.21			-				-	-	35,521.20	-	-	-	35,521.20	0.01	100%
JHL Constructors, Inc.	General			Earthwork		-	30902.241.31.00.00	1,020,475.62	-						1,020,475.62	-	-	-	-	-	1,020,475.62	0.00	100%
JHL Constructors, Inc.	General			Earthwork - ARTA		-	30903.241.31.00.00	738,965.10			-				-	-	738,965.09	-	-	-	738,965.09	0.01	100%
JHL Constructors, Inc.	General			Storm Sewer	To correct Draw	(110,114.87)	30902.241.33.40.00	960,563.84	(110,114.87)						1,070,678.71	-	-	-	-	-	960,563.84	-	100%
JHL Constructors, Inc.	General			Storm Sewer - ARTA	To correct Draw	(79,738.35)	30903.241.33.40.00	695,580.72			(79,738.35)				-	-	775,319.07	-	-	-	695,580.72	-	100%
JHL Constructors, Inc.	General			Storm Sewer Pond	To correct Draw	110,114.87	30902.241.33.46.00	754,091.63	110,114.87						643,949.14	-	-	-	-	-	754,064.01	27.62	100%
JHL Constructors, Inc.	General			Storm Sewer Pond - A	To correct Draw	79,738.35	30903.241.33.46.00	546,066.35			79,738.35				-	-	466,307.99	-	-	-	546,046.34	20.01	100%
JHL Constructors, Inc.	General			Water - 100% DISTRICT		-	30902.241.33.10.00	1,175,507.96	-						1,175,507.96	-	-	-	-	-	1,175,507.96	0.00	100%
JHL Constructors, Inc.	General			Sanitary Sewer - 100% DISTRICT		-	30902.241.33.30.00	140,141.65	-						140,141.64	-	-	-	-	-	140,141.64	0.01	100%
JHL Constructors, Inc.	General			Site Concrete		-	30902.241.03.00.00	984,105.63	-						984,105.63	-	-	-	-	-	984,105.63	0.00	100%
JHL Constructors, Inc.	General			Site Concrete - ARTA		-	30903.241.03.00.00	712,628.21			-				-	-	712,628.20	-	-	-	712,628.20	0.01	100%
JHL Constructors, Inc.	General			Signs & Striping		-	30902.241.26.56.13	128,173.54	-						128,173.54	-	-	-	-	-	128,173.54	0.00	100%
JHL Constructors, Inc.	General			Signs & Striping - ARTA		-	30903.241.26.56.13	92,815.32			-				-	-	92,815.32	-	-	-	92,815.32	(0.00)	100%
JHL Constructors, Inc.	General			Tributary		-	30902.241.33.42.00	2,023,718.79	-						2,023,718.79	-	-	-	-	-	2,023,718.79	(0.00)	100%
JHL Constructors, Inc.	General			Tributary - ARTA		-	30903.241.33.42.00	1,465,451.54			-				-	-	1,465,451.53	-	-	-	1,465,451.53	0.01	100%
JHL Constructors, Inc.	General			Box Culvert & Bridge + CO 38		-	30902.241.33.42.13	4,058,286.13	-						3,915,024.16	-	-	-	-	-	3,915,024.16	143,261.97	96%
JHL Constructors, Inc.	General			Box Culvert & Bridge - ARTA + CO 38		-	30903.241.33.42.13	2,938,758.93			-				-	-	2,835,017.49	-	-	-	2,835,017.49	103,741.44	96%
JHL Constructors, Inc.	General			Soft Surface Trail		-	30902.241.32.15.40	6,690.18	-						6,690.18	-	-	-	-	-	6,690.18	-	100%
JHL Constructors, Inc.	General			Soft Surface Trail - ARTA		-	30903.241.32.15.40	4,844.61			-				-	-	4,844.60	-	-	-	4,844.60	0.01	100%
JHL Constructors, Inc.	General			Reimbursable Costs - Permits & use tax		-	30902.241.33.42.13	158,890.71	-						33,187.18	-	-	-	-	-	33,187.18	125,703.53	21%
JHL Constructors, Inc.	General			Reimbursable Costs - Permits & use tax -		-	30903.241.33.42.13	115,058.79			-				-	-	32,821.66	-	-	-	32,821.66	82,237.13	29%
JHL Constructors, Inc.	General			CO 01		-	30902.241.31.00.00	33,734.30	-						33,734.30	-	-	-	-	-	33,734.30	-	100%
JHL Constructors, Inc.	General			CO 01 - ARTA		-	30903.241.31.00.00	24,428.28			-				-	-	24,428.28	-	-	-	24,428.28	-	100%
JHL Constructors, Inc.	General			CO 02		-	30902.241.32.12.00	32,648.90	-						32,648.90	-	-	-	-	-	32,648.90	-	100%
JHL Constructors, Inc.	General			CO 02 - ARTA		-	30903.241.32.12.00	23,642.31			-				-	-	23,642.31	-	-	-	23,642.31	-	100%
JHL Constructors, Inc.	General			CO 03		-	30902.241.32.12.00	42,107.48	-						42,107.48	-	-	-	-	-	42,107.48	-	100%
JHL Constructors, Inc.	General			CO 03 - ARTA		-	30903.241.32.12.00	30,491.63			-				-	-	30,491.63	-	-	-	30,491.63	-	100%
JHL Constructors, Inc.	General			CO 04		-	30902.241.32.12.00	24,808.87	-						24,808.87	-	-	-	-	-	24,808.87	-	100%
JHL Constructors, Inc.	General			CO 04 - ARTA		-	30903.241.32.12.00	17,965.05			-				-	-	17,965.05	-	-	-	17,965.05	-	100%
JHL Constructors, Inc.	General			CO 05 - Storm Lateral Conduit Relocation		-	30902.241.33.42.00	24,365.45	-						24,365.45	-	-	-	-	-	24,365.45	-	100%
JHL Constructors, Inc.	General			CO 05 - Storm Lateral Conduit Relocation		-	30903.241.33.42.00	17,643.94			-				-	-	17,643.94	-	-	-	17,643.94	-	100%
JHL Constructors, Inc.	General			CO 06 - Scarify 42nd & North South Colle		-	30902.241.31.00.00	1,952.47	-						1,952.47	-	-	-	-	-	1,952.47	-	100%
JHL Constructors, Inc.	General			CO 06 - Scarify 42nd & North South Colle		-	30903.241.31.00.00	1,413.86			-				-	-	1,413.86	-	-	-	1,413.86	-	100%
JHL Constructors, Inc.	General			CO 07 - 50% db Electrical Engineering Fe		-	30902.241.00.00.90	36,753.07	-						36,753.07	-	-	-	-	-	36,753.07	-	100%
JHL Constructors, Inc.	General			CO 07 - 50% db Electrical Engineering Fe		-	30903.241.00.00.90	26,614.29			-				-	-	26,614.29	-	-	-	26,614.29	-	100%
JHL Constructors, Inc.	General			CO 08 - Handrail Powdercoating; Fence S		-	30902.241.26.56.13	11,843.90	-						11,251.72	-	-	-	-	-	11,251.72	592.18	95%
JHL Constructors, Inc.	General			CO 08 - Handrail Powdercoating; Fence S		-	30903.241.26.56.13	8,576.62			-				-	-	8,147.79	-	-	-	8,147.79	428.83	95%
JHL Constructors, Inc.	General			CO 09 - Cleanup Excess		-	30902.241.02.41.00	3,312.96	-						3,312.96	-	-	-	-	-	3,312.96	-	100%
JHL Constructors, Inc.	General			CO 09 - Cleanup Excess - ARTA 42%		-	30903.241.02.41.00	2,399.04			-				-	-	2,399.04	-	-	-	2,399.04	-	100%
JHL Constructors, Inc.	General			CO 10 - Added Asphalt Scope		-	30902.241.33.40.00	1,657,170.69	-						1,657,170.69	-	-	-	-	-	1,657,170.69	-	100%
JHL Constructors, Inc.	General			CO 10 - Added Asphalt Scope - ARTA 42		-	30903.241.33.40.00	1,200,020.16			-				-	-	1,200,020.16	-	-	-	1,200,020.16	-	100%
JHL Constructors, Inc.	General			CO 11 - Ameristar Fence		-	30902.241.33.40.00	685.54	-						685.54	-	-	-	-	-	685.54	-	100%
JHL Constructors, Inc.	General			CO 11 - Ameristar Fence - ARTA 42%		-	30903.241.33.40.00	496.41			-				-	-	496.41	-	-	-	496.41	-	100%
JHL Constructors, Inc.	General			CO 12 - E-470 Box Culvert		-	30902.241.33.40.00	170,960.43	-						170,960.43	-	-	-	-	-	170,960.43	-	100%
JHL Constructors, Inc.	General			CO 12 - E-470 Box Culvert - ARTA 42%		-	30903.241.33.40.00	123,798.93			-				-	-	123,798.93	-	-	-	123,798.93	-	100%
JHL Constructors, Inc.	General			CO 13 - Roadbase		-	30902.241.33.12.00	286,288.35	-						286,288.35	-	-	-	-	-	286,288.35	-	100%
JHL Constructors, Inc.	General			CO 13 - Roadbase - ARTA 42%		-	30903.241.33.12.00	207,312.25			-				-	-	207,312.25	-	-	-	207,312.25	-	100%
JHL Constructors, Inc.	General			CO 14 - G O Area 1		-	30902.241.33.12.00	80,432.66	-						80,432.66	-	-	-	-	-	80,432.66	-	100%
JHL Constructors, Inc.	General			CO 14 - G O Area 1 - ARTA 42%		-	30903.241.33.12.00	58,244.34			-				-	-	58,244.34	-	-	-	58,244.34	-	100%
JHL Constructors, Inc.	General			CO 15 - Top Soil Relocation		-	30902.241.33.12.00	98,866.80	-						98,866.80	-	-	-	-	-	98,866.80	-	100%
JHL Constructors, Inc.	General			CO 15 - Top Soil Relocation - ARTA 42%		-	30903.241.33.12.00	71,593.20			-				-	-	71,593.20	-	-	-	71,593.20	-	100%
JHL Constructors, Inc.	General			CO 16 - G O Area 4		-	30902.241.33.12.00	7,685.58	-						7,685.58	-	-	-	-	-	7,685.58	-	100%
JHL Constructors, Inc.	General			CO 16 - G O Area 4 - ARTA 42%		-	30903.241.33.12.00	5,565.42			-				-	-	5,565.42	-	-	-	5,565.42	-	100%
JHL Constructors, Inc.	General			CO 17 - G O Area 3		-	30902.241.33.12.00	34,319.18	-						34,319.18	-	-	-	-	-	34,319.18	-	100%
JHL Constructors, Inc.	General			CO 17 - G O Area 3 - ARTA 42%		-	30903.241.33.12.00	24,851.82			-				-	-	24,851.82	-	-	-	24,851.82	-	100%
JHL Constructors, Inc.	General			CO 18 - Berm relocation		-	30902.241.31.00.00	15,014.46	-						15,014.46	-	-	-	-	-	15,014.46	-	100%
JHL Constructors, Inc.	General			CO 18 - Berm relocation - ARTA 42%		-	30903.241.31.00.00	10,872.54			-				-	-	10,872.54	-	-	-	10,872.54	-	100%
JHL Constructors, Inc.	General			CO 19 - G O Area 2		-	30902.241.33.12.00	32,319.92	-						32,319.92	-	-	-	-	-	32,319.92	-	100%
JHL Constructors, Inc.	General			CO 19 - G O Area 2 - ARTA 42%		-	30903.241.33.12.00	23,404.08			-				-	-	23,404.08	-	-	-	23,404.08	-	100%
JHL Constructors, Inc.	General			CO 20 - MS Phase 2 Grading		-	30902.241.33.12.00	34,667.18	-						34,667.18	-	-	-	-	-	34,667.18	-	100%
JHL Constructors, Inc.	General			CO 20 - MS Phase 2 Grading - ARTA 42%		-	30903.241.33.12.00	25,103.82			-				-	-	25,103.82	-	-	-	25,103.82	-	100%
JHL Constructors, Inc.	General			CO 21 - Yard Relocation & Temp Rd		-	30902.241.31.00.00	733,242.60	-						733,242.60	-	-	-	-	-	733,242.60	-	100%
JHL Constructors, Inc.	General			CO 21 - Yard Relocation & Temp Rd - AR		-	30903.241.31.00.00	530,968.78			-				-	-	530,968.78	-	-	-	530,968.78	-	100%
JHL Constructors, Inc.	General			CO 22 - Eastbound Pkwy Rev		-	30902.241.03.00.00	7,849.20	-						7,849.21	-	-	-	-	-	7,849.21	(0.01)	100%
JHL Constructors, Inc.	General			CO 22 - Eastbound Pkwy Rev - ARTA 42%		-	30903.241.03.00.00	5,683.90			-				-	-	5,683.90	-	-	-	5,683.90	-	100%
JHL Constructors, Inc.	General			CO 23 - Trash Removal		-	30902.241.31.00.00	1,728.93	-						1,728.94	-	-	-	-	-	1,728.94	(0.01)	100%
JHL Constructors, Inc.	General			CO 23 - Trash Removal - ARTA 42%		-	30903.241.31.00.00	1,251.97			-				-	-	1,251.97	-	-	-	1,251.97	-	100%
JHL Constructors, Inc.	General			CO 24 - Addtl Water Valve		-	30902.241.33.10.00	36,079.48	-						36,079.48	-	-	-	-	-	36,079.48	-	100%
JHL Constructors, Inc.	General			CO 25 - APCO Electrical Sleeving		-	30902.241.26.00.00	174,930.97	-						174,930.97	-	-	-	-	-	174,930.97	-	100%
JHL Constructors, Inc.	General			CO 25 - APCO Electrical Sleeving - ARTA		-	30903.241.26.00.00	126,674.15			-				-	-	126,674.15	-	-	-	126,674.15	-	100%
JHL Constructors, Inc.	General			CO 26 - Misc CO Owner Request - 34.26%		-	30902.101.01.52.00	35,148.73	-						35,148.74	-	-	-	-	-	35,148.74	(0.01)	100%
JHL Constructors, Inc.	General			CO 26 - Misc CO Owner Request - 6.93%		-	30903.210.31.00.00	7,110.97			-				-	-	7,110.97	-	-	-	7,110.97	-	100%
JHL Constructors, Inc.	General			CO 26 - Misc CO Owner Request - 4.43%		-	30902.203.01.52.00	4,543.82	-						4,543.82	-	-	-	-	-	4,543.82	-	100%
JHL Constructors, Inc.	General			CO 26 - Misc CO Owner Request - 1.16%		-	30902.205.31.00.00	1,189.44	-						1,189.44	-	-	-	-	-	1,189.44	-	100%
JHL Constructors, Inc.	General			CO 26 - Misc CO Owner Request - 3.46%		-	30902.230.31.00.00	3,551.48	-						3,551.48	-	-	-	-	-	3,551.48	-	100%
JHL Constructors, Inc.	General			CO 26 - Misc CO Owner Request - 24.06%		-	30902.252.31.00.00	24,686.42	-						24,686.42	-	-	-	-	-	24,686.42	-	100%
JHL Constructors, Inc.	General			CO 26 - Misc CO Owner Request - 25.70%		-	30902.260.31.00.00	26,369.59	-						26,369.59	-	-	-	-	-	26,369.59	-	100%
JHL Constructors, Inc.	General			CO 27 - Misc - Tributary Earthwork		-	30902.241.31.00.00	81,055.24	-						81,055.24	-	-	-	-	-	81,055.24	-	100%
JHL Constructors, Inc.	General			CO 27 - Misc - Tributary Earthwork - ART		-	30903.241.31.00.00	58,695.16			-				-	-	58,695.16	-	-	-	58,695.16	-	100%
JHL Constructors, Inc.	General			CO 27 - Misc - Tributary Stormwater Utili		-	30902.241.33.40.00	27,969.31	-						27,969.31	-	-	-	-	-	27,969.31	-	100%
JHL Constructors, Inc.	General			CO 27 - Misc - Tributary Stormwater Utili		-	30903.241.33.40.00	20,253.63			-				-	-	20,253.63	-	-	-	20,253.63	-	100%
JHL Constructors, Inc.	General			CO 28 - Bridge Structure Changes - 58%		-	30902.241.03.00.00	163,629.48	-						155,448.00	-	-	-	-	-	155,448.00	8,181.48	95%
JHL Constructors, Inc.	General			CO 28 - Bridge Structure Changes - ART		-	30903.241.03.00.00	118,490.31			-				-	-	112,565.80	-	-	-	112,565.80	5,924.51	95%
JHL Constructors, Inc.	General			CO 29 - Earthwork Chng in Qty		-	30902.241.31.00.00	342,967.22	-						342,967.22	-	-	-	-	-	342,967.22	-	100%
JHL Constructors, Inc.	General			CO 29 - Earthwork Chng in Qty - 42%		-	30903.241.31.00.00	248,355.56			-				-	-	248,355.56	-	-	-	248,355.56	-	100%
JHL Constructors, Inc.	General			CO 29 - Stormwater Utl Chng in Qty		-	30902.241.33.40.00	514,450.81	-						514,450.81	-	-	-	-	-	514,450.81	-	100%
JHL Constructors, Inc.	General			CO 29 - Stormwater Utl Chng in Qty - 42%		-	30903.241.33.40.00	372,533.33			-				-	-	372,533.33	-	-	-	372,533.33	-	100%
JHL Constructors, Inc.	General			CO 30 - Heavy Duty Fence		-	30902.241.33.40.00	27,061.25	-						-	-	-	-	-	-	-	27,061.25	0%
JHL Constructors, Inc.	General			CO 30 - Heavy Duty Fence - 42%		-	30903.241.33.40.00	19,596.08			-				-	-	-	-	-	-	-	19,596.08	0%
JHL Constructors, Inc.	General			CO 31 - Seeding		-	30902.241.33.40.00	55,493.14	-						55,493.14	-	-	-	-	-	55,493.14	-	100%
JHL Constructors, Inc.	General			CO 31 - Seeding - 42%		-	30903.241.33.40.00	40,184.69			-				-	-	40,184.69	-	-	-	40,184.69	-	100%
JHL Constructors, Inc.	General			CO 32 - Seeding		-	30902.220.33.40.00	84,360.23	-						84,360.23	-	-	-	-	-	84,360.23	-	100%
JHL Constructors, Inc.	General			CO 33R - Revised Planter Bowls		-	30902.241.33.40.00	47,107.97	-						47,107.97	-	-	-	-	-	47,107.97	-	100%
JHL Constructors, Inc.	General			CO 33R - Revised Planter Bowls - 42%		-	30903.241.33.40.00	34,112.66			-				-	-	34,112.66	-	-	-	34,112.66	-	100%
JHL Constructors, Inc.	General			CO 34 - Misc CO Owner Request		-	30902.260.31.00.00	69,780.65	-						69,780.65	-	-	-	-	-	69,780.65	-	100%
JHL Constructors, Inc.	General			CO 35 - Relocate Trees		-	30902.260.31.00.00	21,017.12	-						21,017.12	-	-	-	-	-	21,017.12	-	100%
JHL Constructors, Inc.	General			CO 36 - Remove Barricades		-	30902.221.32.12.00	3,499.58	-						3,499.58	-	-	-	-	-	3,499.58	-	100%
JHL Constructors, Inc.	General			CO 37 - Revised IFC		-	30902.241.31.00.00	7,721.95	-						7,721.96	-	-	-	-	-	7,721.96	(0.01)	100%
JHL Constructors, Inc.	General			CO 37 - Revised IFC - 42%		-	30903.241.31.00.00	5,591.75			-				-	-	5,591.75	-	-	-	5,591.75	-	100%
JHL Constructors, Inc.	General			CO 37 - Revised IFC		-	30902.241.32.13.13	4,844.16	-						4,844.16	-	-	-	-	-	4,844.16	-	100%
JHL Constructors, Inc.	General			CO 37 - Revised IFC - 42%		-	30903.241.32.13.13	3,507.84			-				-	-	3,507.84	-	-	-	3,507.84	-	100%
JHL Constructors, Inc.	General			CO 38 - Box Culvert & Bridge		-	30902.241.33.42.13	(110,315.10)	-						(101,310.73)	-	-	-	-	-	(101,310.73)	(9,004.37)	92%
JHL Constructors, Inc.	General			CO 38 - Box Culvert & Bridge - 42%		-	30903.241.33.42.13	(79,883.35)			-				-	-	(73,362.96)	-	-	-	(73,362.96)	(6,520.39)	92%
JHL Constructors, Inc.	General			CO 39 - Temporary Bern		-	30902.241.31.25.00	22,358.73	-						22,358.73	-	-	-	-	-	22,358.73	-	100%
JHL Constructors, Inc.	General			CO 39 - Temporary Bern - 42%		-	30903.241.31.25.00	16,190.80			-				-	-	16,190.80	-	-	-	16,190.80	-	100%
JHL Constructors, Inc.	General			CO 40 - Fertilizer		-	30902.241.31.25.00	11,340.96	-						11,340.96	-	-	-	-	-	11,340.96	-	100%
JHL Constructors, Inc.	General			CO 40 - Fertilizer - 42%		-	30903.241.31.25.00	8,212.42			-				-	-	8,212.42	-	-	-	8,212.42	-	100%
JHL Constructors, Inc.	General			CO 40 - Fertilizer		-	30902.220.31.25.00	20,292.75	-						20,292.75	-	-	-	-	-	20,292.75	-	100%
JHL Constructors, Inc.	General			CO 41 - Clock Tower modification		-	30902.203.32.33.00	53,147.79	-						53,147.79	-	-	-	-	-	53,147.79	-	100%
JHL Constructors, Inc.	General			CO 42 - Stabilize future E-470 interchange		-	30903.211.31.25.00	20,616.94			-				-	-	20,616.94	-	-	-	20,616.94	-	100%
JHL Constructors, Inc.	General			CO 43 - Repair Clock Tower metal panelir		-	30902.203.10.14.00	8,033.31	-						8,033.31	-	-	-	-	-	8,033.31	-	100%
JHL Constructors, Inc.	General			CO 44 - Prefabricated bridge		-	30902.201.01.71.13	104,311.35	-						104,311.35	-	-	-	-	-	104,311.35	-	100%
JHL Constructors, Inc.	General			CO 45 - Install artificial plants for palnter b		-	30902.204.32.33.00	60,298.83	-						60,298.84	-	-	-	-	-	60,298.84	(0.01)	100%
JHL Constructors, Inc.	General			CO 46 - Landscape Color Concrete		-	30902.241.03.00.00	42,586.39	-						40,457.07	-	-	-	-	-	40,457.07	2,129.32	95%
JHL Constructors, Inc.	General			CO 46 - Landscape Color Concrete - 42%		-	30903.241.03.00.00	30,838.42			-				-	-	29,296.50	-	-	-	29,296.50	1,541.92	95%
JHL Constructors, Inc.	General			CO 46 - Landscape Color Concrete		-	30902.244.03.00.00	42,586.39	-						40,457.07	-	-	-	-	-	40,457.07	2,129.32	95%
JHL Constructors, Inc.	General			CO 46 - Landscape Color Concrete - 42%		-	30903.244.03.00.00	30,838.42			-				-	-	29,296.50	-	-	-	29,296.50	1,541.92	95%
JHL Constructors, Inc.	General			CO 47 - Grading, storm structures		-	30902.241.01.71.13	16,074.37	-						16,074.37	-	-	-	-	-	16,074.37	-	100%
JHL Constructors, Inc.	General			CO 47 - Grading, storm structures - 42%		-	30903.241.01.71.13	11,640.06			-				-	-	11,640.06	-	-	-	11,640.06	-	100%
JHL Constructors, Inc.	General			CO 47 - Top soil placement and seeding		-	30902.241.03.00.00	51,351.75	-						51,351.76	-	-	-	-	-	51,351.76	(0.01)	100%
JHL Constructors, Inc.	General			CO 47 - Top soil placement and seeding -		-	30903.241.03.00.00	37,185.75			-				-	-	37,185.75	-	-	-	37,185.75	-	100%
JHL Constructors, Inc.	General			CO 47 - Stabilization of low flow crossing		-	30902.241.33.40.00	26,543.70	-						26,543.70	-	-	-	-	-	26,543.70	-	100%
JHL Constructors, Inc.	General			CO 47 - Stabilization of low flow crossing -		-	30903.241.33.40.00	19,221.30			-				-	-	19,221.30	-	-	-	19,221.30	-	100%
JHL Constructors, Inc.	General			CO 47 - Pond 8570 completion		-	30902.241.31.00.00	21,924.00	-						21,924.00	-	-	-	-	-	21,924.00	-	100%
JHL Constructors, Inc.	General			CO 47 - Pond 8570 completion - 42%		-	30903.241.31.00.00	15,876.00			-				-	-	15,876.00	-	-	-	15,876.00	-	100%
JHL Constructors, Inc.	General			CO 48 - NS Collector bridge		-	30902.220.03.00.00	96,612.19	-						91,781.59	-	-	-	-	-	91,781.59	4,830.60	95%
JHL Constructors, Inc.	General			CO 48 - NS Collector bridge		-	30902.244.03.00.00	26,100.00	-						24,795.00	-	-	-	-	-	24,795.00	1,305.00	95%
JHL Constructors, Inc.	General			CO 48 - NS Collector bridge - 42%		-	30903.244.03.00.00	18,900.00			-				-	-	17,955.00	-	-	-	17,955.00	945.00	95%
JHL Constructors, Inc.	General			CO 49 - Add 1 ft width Concrete		-	30902.241.03.00.00	22,763.61	-						22,763.61	-	-	-	-	-	22,763.61	-	100%
JHL Constructors, Inc.	General			CO 49 - Add 1 ft width Concrete - 42%		-	30903.241.03.00.00	16,484.00			-				-	-	16,484.00	-	-	-	16,484.00	-	100%
JHL Constructors, Inc.	General			CO 50 - Bridge & Monument Relief		-	30902.204.10.14.00	155,101.19	-						155,101.20	-	-	-	-	-	155,101.20	(0.01)	100%
JHL Constructors, Inc.	General			CO 51 - Revise Package 5		-	30902.241.33.40.00	102,657.30	-						102,657.30	-	-	-	-	-	102,657.30	-	100%
JHL Constructors, Inc.	General			CO 51 - Revise Package 5 - 42%		-	30903.241.33.40.00	74,338.04			-				-	-	74,338.04	-	-	-	74,338.04	-	100%
JHL Constructors, Inc.	General			CO 52 - Bond		-	30902.241.33.40.00	1,631.62	-						1,631.62	-	-	-	-	-	1,631.62	-	100%
JHL Constructors, Inc.	General			CO 52 - Bond - 42%		-	30903.241.33.40.00	1,181.51			-				-	-	1,181.51	-	-	-	1,181.51	-	100%
JHL Constructors, Inc.	General			CO 53 - Remove Temp Bern		-	30902.241.31.00.00	9,111.53	-						9,111.53	-	-	-	-	-	9,111.53	-	100%
JHL Constructors, Inc.	General			CO 53 - Remove Temp Bern - 42%		-	30903.241.31.00.00	6,598.01			-				-	-	6,598.01	-	-	-	6,598.01	-	100%
JHL Constructors, Inc.	General			CO 54 - Springline Flowfield		-	30902.241.31.00.00	47,875.43	-						47,875.43	-	-	-	-	-	47,875.43	-	100%
JHL Constructors, Inc.	General			CO 54 - Springline Flowfield - 42%		-	30903.241.31.00.00	34,668.41			-				-	-	34,668.41	-	-	-	34,668.41	-	100%
JHL Constructors, Inc.	General			CO 55 - Weed Mitigation & Mowing		-	30902.241.31.00.00	7,940.05	-						7,940.05	-	-	-	-	-	7,940.05	-	100%
JHL Constructors, Inc.	General			CO 55 - Weed Mitigation & Mowing - 42%		-	30903.241.31.00.00	5,749.69			-				-	-	5,749.69	-	-	-	5,749.69	-	100%
JHL Constructors, Inc.	General			CO 56 - Design Build Electrical Revision		-	30902.241.31.00.00	969,986.92	-						708,149.65	-	-	-	-	-	708,149.65	261,837.27	73%
JHL Constructors, Inc.	General			CO 56 - Design Build Electrical Revision -		-	30903.241.31.00.00	702,404.32			-				-	-	512,798.02	-	-	-	512,798.02	189,606.30	73%
JHL Constructors, Inc.	General			CO 57 - Bond For Yesco		-	30902.241.32.33.00	4,035.11	-						4,035.11	-	-	-	-	-	4,035.11	-	100%
JHL Constructors, Inc.	General			CO 57 - Bond For Yesco - 42%		-	30903.241.32.33.00	2,921.97			-				-	-	2,921.97	-	-	-	2,921.97	-	100%
JHL Constructors, Inc.	General			CO 58 - Add Irrigation		-	30902.241.26.00.00	29,872.81	-						29,872.81	-	-	-	-	-	29,872.81	-	100%
JHL Constructors, Inc.	General			CO 58 - Add Irrigation - 42%		-	30903.241.26.00.00	21,632.04			-				-	-	21,632.04	-	-	-	21,632.04	-	100%
JHL Constructors, Inc.	General			CO 59 - R1 Phase 2 NS Collector & Sidev		-	30902.244.26.00.00	38,073.20	-						38,073.20	-	-	-	-	-	38,073.20	-	100%
JHL Constructors, Inc.	General			CO 59 - R1 Phase 2 NS Collector & Sidev		-	30903.244.26.00.00	27,570.24			-				-	-	27,570.24	-	-	-	27,570.24	-	100%
JHL Constructors, Inc.	General			CO 60 - Stock Pond Main Access Trail Ex		-	30902.244.31.00.00	24,625.84	-						24,625.84	-	-	-	-	-	24,625.84	-	100%
JHL Constructors, Inc.	General			CO 60 - Stock Pond Main Access Trail Ex		-	30903.244.31.00.00	17,832.51			-				-	-	17,832.51	-	-	-	17,832.51	-	100%
JHL Constructors, Inc.	General			CO 61 - Alternate Light Features		-	30902.244.26.00.00	(37,676.19)	-						(35,792.38)	-	-	-	-	-	(35,792.38)	(1,883.81)	95%
JHL Constructors, Inc.	General			CO 61 - Alternate Light Features - 42 %		-	30903.244.26.00.00	(27,282.76)			-				-	-	(25,918.62)	-	-	-	(25,918.62)	(1,364.14)	95%
JHL Constructors, Inc.	General			CO 62 - 90% - 100% Riprap Changes		-	30902.241.31.00.00	51,363.28	-						51,363.28	-	-	-	-	-	51,363.28	-	100%
JHL Constructors, Inc.	General			CO 62 - 90% - 100% Riprap Changes - 42		-	30903.241.31.00.00	37,194.10			-				-	-	37,194.10	-	-	-	37,194.10	-	100%
JHL Constructors, Inc.	General			CO 63 - COA & E470 Permit Reimbursem		-	30902.241.01.41.23	46,791.84	-						46,791.84	-	-	-	-	-	46,791.84	-	100%
JHL Constructors, Inc.	General			CO 63 - COA & E470 Permit Reimbursem		-	30903.241.01.41.23	33,883.75			-				-	-	33,883.75	-	-	-	33,883.75	-	100%
JHL Constructors, Inc.	General			CO 64 - Additional Concrete Flatwork (CC		-	30902.241.03.00.00	10,569.85	-						10,569.85	-	-	-	-	-	10,569.85	-	100%
JHL Constructors, Inc.	General			CO 64 - Additional Concrete Flatwork (CC		-	30903.241.03.00.00	7,654.03			-				-	-	7,654.03	-	-	-	7,654.03	-	100%
JHL Constructors, Inc.	General			CO 65 - Roundabout NE Corner Earthwor		-	30902.241.03.00.00	8,135.30	-						8,135.30	-	-	-	-	-	8,135.30	-	100%
JHL Constructors, Inc.	General			CO 65 - Roundabout NE Corner Earthwor		-	30903.241.03.00.00	5,891.08			-				-	-	5,891.08	-	-	-	5,891.08	-	100%
JHL Constructors, Inc.	General			CO 66 - E-470 Interchange Event Pad & F		-	30902.241.03.00.00	9,380.97	-						9,380.97	-	-	-	-	-	9,380.97	-	100%
JHL Constructors, Inc.	General			CO 66 - E-470 Interchange Event Pad & F		-	30903.241.03.00.00	6,793.12			-				-	-	6,793.12	-	-	-	6,793.12	-	100%
JHL Constructors, Inc.	General			CO 67 - Concrete Column Pathcing		-	30902.241.03.00.00	27,382.66	-						27,382.66	-	-	-	-	-	27,382.66	-	100%
JHL Constructors, Inc.	General			CO 67 - Concrete Column Pathcing - 42		-	30903.241.03.00.00	19,828.82			-				-	-	19,828.82	-	-	-	19,828.82	-	100%
JHL Constructors, Inc.	General			CO 68 - Additional General Conditions & \		-	30902.241.32.12.00	464,000.00	-						464,000.00	-	-	-	-	-	464,000.00	-	100%
JHL Constructors, Inc.	General			CO 68 - Additional General Conditions & \		-	30903.241.32.12.00	336,000.00			-				-	-	336,000.00	-	-	-	336,000.00	-	100%
JHL Constructors, Inc.	General			CO 69 - Merrick Rev 6 (PCO 141.1)		-	30902.241.33.10.00	39,052.90	-						39,052.90	-	-	-	-	-	39,052.90	-	100%
JHL Constructors, Inc.	General			CO 69 - Merrick Rev 6 (PCO 141.1) - 42 %		-	30903.241.33.10.00	28,279.68			-				-	-	28,279.68	-	-	-	28,279.68	-	100%
JHL Constructors, Inc.	General			CO 70 - Parkway Landscape Mounding (F		-	30902.241.33.10.00	68,389.88	-						68,389.88	-	-	-	-	-	68,389.88	-	100%
JHL Constructors, Inc.	General			CO 70 - Parkway Landscape Mounding (F		-	30903.241.33.10.00	49,523.71			-				-	-	49,523.71	-	-	-	49,523.71	-	100%
JHL Constructors, Inc.	General			CO 71 - ECCV Berm Removal, Overburde		-	30902.244.03.00.00	10,696.49	-						10,696.49	-	-	-	-	-	10,696.49	-	100%
JHL Constructors, Inc.	General			CO 71 - ECCV Berm Removal, Overburde		-	30903.244.03.00.00	7,745.74			-				-	-	7,745.74	-	-	-	7,745.74	-	100%
JHL Constructors, Inc.	General			CO 72 - Seed & Mulch Stock Pond & Tribu		-	30902.241.31.25.00	36,080.26	-						34,276.24	-	-	-	-	-	34,276.24	1,804.02	95%
JHL Constructors, Inc.	General			CO 72 - Seed & Mulch Stock Pond & Tribu		-	30903.241.31.25.00	26,127.08			-				-	-	24,820.73	-	-	-	24,820.73	1,306.35	95%
JHL Constructors, Inc.	General			CO 73 - Additional Grading at the Rounda		-	30902.241.31.00.00	917.66	-						871.78	-	-	-	-	-	871.78	45.88	95%
JHL Constructors, Inc.	General			CO 73 - Additional Grading at the Rounda		-	30903.241.31.00.00	664.52			-				-	-	631.29	-	-	-	631.29	33.23	95%
JHL Constructors, Inc.	General			CO 74 - Surveying of TAH Pkwy & Denali		-	30902.241.01.71.14	22,518.51	-						21,392.58	-	-	-	-	-	21,392.58	1,125.93	95%
JHL Constructors, Inc.	General			CO 74 - Surveying of TAH Pkwy & Denali		-	30903.241.01.71.14	16,306.50			-				-	-	15,491.18	-	-	-	15,491.18	815.32	95%
JHL Constructors, Inc.	General			CO 75 - Paving, Sidewalk, Curb & Gutter		-	30902.220.32.12.00	76,511.42	-						72,685.85	-	-	-	-	-	72,685.85	3,825.57	95%
JHL Constructors, Inc.	General			CO 76 - COA ROW Bench Additional Eart		-	30902.241.31.00.00	38,479.95	-						36,555.95	-	-	-	-	-	36,555.95	1,924.00	95%
JHL Constructors, Inc.	General			CO 76 - COA ROW Bench Additional Eart		-	30903.241.31.00.00	27,864.80			-				-	-	26,471.56	-	-	-	26,471.56	1,393.24	95%
JHL Constructors, Inc.	General			CO 77 - Additional Roadway - 38th Pkwy		-	30902.241.31.25.00	23,185.00	-						22,025.75	-	-	-	-	-	22,025.75	1,159.25	95%
JHL Constructors, Inc.	General			CO 77 - Additional Roadway - 38th Pkwy -		-	30903.241.31.25.00	16,789.13			-				-	-	15,949.68	-	-	-	15,949.68	839.45	95%
JHL Constructors, Inc.	General			CO 78 - Manhole Adjustments at TAH Pkv		-	30902.241.33.30.00	36,901.58	-						35,056.50	-	-	-	-	-	35,056.50	1,845.08	95%
JHL Constructors, Inc.	General			CO 78 - Manhole Adjustments at TAH Pkv		-	30903.241.33.30.00	26,721.83			-				-	-	25,385.74	-	-	-	25,385.74	1,336.09	95%
JHL Constructors, Inc.	General			CO 79 - COA Inspection Fees		-	30902.241.00.73.00	3,966.43	-						3,768.11	-	-	-	-	-	3,768.11	198.32	95%
JHL Constructors, Inc.	General			CO 79 - COA Inspection Fees - 42 %		-	30903.241.00.73.00	2,872.25			-				-	-	2,728.63	-	-	-	2,728.63	143.62	95%
JHL Constructors, Inc.	General			CO 79 - Pond 8507N Outlet Changes		-	30902.241.33.40.00	3,966.43	-						3,768.11	-	-	-	-	-	3,768.11	198.32	95%
JHL Constructors, Inc.	General			CO 79 - Pond 8507N Outlet Changes - 42		-	30903.241.33.40.00	2,872.24			-				-	-	2,728.63	-	-	-	2,728.63	143.61	95%
JHL Constructors, Inc.	General			CO 81 - Various Extra	Pay App 28	23,208.08	30902.241.33.40.00	24,429.55	23,208.08						-	-	-	-	-	-	23,208.08	1,221.47	95%
JHL Constructors, Inc.	General			CO 81 - Various Extra	Pay App 28	16,805.85	30903.241.33.40.00	17,690.37			16,805.85				-	-	-	-	-	-	16,805.85	884.52	95%
JHL Constructors, Inc.	General			CO 81 - Various Extra	Pay App 28	9,280.48	30902.241.32.12.16	9,768.93	9,280.48						-	-	-	-	-	-	9,280.48	488.45	95%
JHL Constructors, Inc.	General			CO 81 - Various Extra	Pay App 28	6,720.35	30903.241.32.12.16	7,074.05			6,720.35				-	-	-	-	-	-	6,720.35	353.70	95%
JHL Constructors, Inc.	General			CO 81 - Various Extra	Pay App 28	24,202.76	30902.241.31.25.00	25,476.59	24,202.76						-	-	-	-	-	-	24,202.76	1,273.83	95%
JHL Constructors, Inc.	General			CO 81 - Various Extra	Pay App 28	17,526.14	30903.241.31.25.00	18,448.57			17,526.14				-	-	-	-	-	-	17,526.14	922.43	95%
JHL Constructors, Inc.	General			CO 81 - Various Extra	Pay App 28	17,993.90	30902.241.32.15.40	18,940.94	17,993.90						-	-	-	-	-	-	17,993.90	947.04	95%
JHL Constructors, Inc.	General			CO 81 - Various Extra	Pay App 28	13,030.06	30903.241.32.15.40	13,715.86			13,030.06				-	-	-	-	-	-	13,030.06	685.80	95%
JHL Constructors, Inc.	General			CO 81 - Various Extra	Pay App 28	9,064.02	30902.241.32.13.13	9,541.08	9,064.02						-	-	-	-	-	-	9,064.02	477.06	95%
JHL Constructors, Inc.	General			CO 81 - Various Extra	Pay App 28	6,563.60	30903.241.32.13.13	6,909.05			6,563.60				-	-	-	-	-	-	6,563.60	345.45	95%
JHL Constructors, Inc.	Permit			COA Permits 618131 & 616805			30902.241.01.41.23	87,804.80	-						87,804.80	-	-	-	-	-	87,804.80	-	100%
JHL Constructors, Inc.	Permit			COA Permits 618131 & 616805 - ARTA 4		-	30903.241.01.41.23	63,582.79			-				-	-	63,582.79	-	-	-	63,582.79	-	100%
JHL Constructors, Inc.	Permit			Reimb - Main Street Temporary Stripping		-	30902.220.32.16.00	130.50	-						130.50	-	-	-	-	-	130.50	-	100%
JHL Constructors, Inc.	General			Reimb - Construction Trailer/Site Security		-	30902.101.01.71.13	36,501.61	-						36,501.61	-	-	-	-	-	36,501.61	-	100%
JHL Constructors, Inc.	General			Reimb - Fees		-	30902.101.01.41.23	2,729.88	-						2,729.88	-	-	-	-	-	2,729.88	-	100%
JHL Constructors, Inc.	General			Reimb - Concrete Staining at Monument		-	30902.241.03.00.00	4,954.36	-						4,954.36	-	-	-	-	-	4,954.36	-	100%
JHL Constructors, Inc.	General			Reimb - Concrete Staining at Monument -		-	30903.241.03.00.00	3,587.64			-				-	-	3,587.64	-	-	-	3,587.64	-	100%
JHL Constructors, Inc.	General			Reimb - TAH Pkwy Traffic Control		-	30902.241.32.17.00	940.99	-						940.99	-	-	-	-	-	940.99	-	100%
JHL Constructors, Inc.	General			Reimb - TAH Pkwy Traffic Control - ARTA		-	30903.241.32.17.00	681.41			-				-	-	681.41	-	-	-	681.41	-	100%
JHL Constructors, Inc.	General			Reimb - Landscaping & Irrigation		-	30902.241.32.90.00	1,037.99	-						1,037.99	-	-	-	-	-	1,037.99	-	100%
JHL Constructors, Inc.	General			Reimb - Landscaping & Irrigation - ARTA		-	30903.241.32.90.00	751.65			-				-	-	751.65	-	-	-	751.65	-	100%
JHL Constructors, Inc.	General			Reimb - Carousel Fencing		-	30902.232.32.33.00	8,864.00	-						8,864.00	-	-	-	-	-	8,864.00	-	100%
Contour	Construction Assistance		41	Trib T Infrastructure & MS Ph. 3		-	30902.241.00.00.90	153,406.79	-						153,406.79	-	-	-	-	-	153,406.79	-	100%
Contour	Construction Assistance		41	Trib T Infrastructure & MS Ph. 3 - ARTA 5		-	30903.241.00.00.90	111,087.66			-				-	-	111,087.67	-	-	-	111,087.67	-	100%
Aztec	Survey		43	Trib T Infrastructure & MS Ph. 3 +CO1&2		-	30902.241.00.00.20	167,492.40	-						168,471.70	-	-	-	-	-	168,471.70	(979.30)	101%
Aztec	Survey		43	Trib T Infrastructure & MS Ph. 3 +CO1&2		-	30903.241.00.00.20	121,287.60			-				-	-	120,872.97	-	-	-	120,872.97	414.63	100%
Aztec	Survey		XX	Mass Grading / Boring Locations/Test Hol		-	30902.102.00.00.20	9,650.00	-						9,650.00	-	-	-	-	-	9,650.00	-	100%
				Entry Monument Phase 2		**$ -**		**$ 2,550,164.00**	$ -	$ -	$ -	$ -	$ -	$ -	**$ 2,550,164.00**	$ -	$ -	$ -	$ -	$ -	**$ 2,550,164.00**	$ -	**100%**
Golden Triangle	Install Monument Sign			Monument Phase 2 + CO1 thru CO7		-	30902.204.10.14.00	2,436,709.00	-						2,436,709.00	-	-	-	-	-	2,436,709.00	-	100%
Golden Triangle	Install Monument Sign			CO-08 - Slab thickness at planter bowls		-	30902.204.03.00.00	23,359.00	-						23,359.00	-	-	-	-	-	23,359.00	-	100%
Golden Triangle	Install Monument Sign			CO-08 - GFCI recptacle - Light fixtures		-	30902.204.26.00.00	20,247.00	-						20,247.00	-	-	-	-	-	20,247.00	-	100%
Golden Triangle	Install Monument Sign			CO-08 - Complete final grading		-	30902.204.31.00.00	10,509.00	-						10,509.00	-	-	-	-	-	10,509.00	-	100%
Contour	Construction Assistance			Monument Phase 2		-	30902 204.00.00.90	59,340.00	-						59,340.00	-	-	-	-	-	59,340.00	-	100%
				Street Lighting		**$ -**		**$ 3,040,322.74**	$ -	$ -	$ -	$ -	$ -	$ -	**$ 2,695,308.68**	$ -	**$ 233,450.14**	$ -	$ -	$ -	**$ 2,928,758.82**	**$ 111,563.92**	**96%**
Dynalectric Company, Inc	Street Lighting			MSA		-	30902.220.26.56.13	352,849.08	-						334,298.12	-	-	-	-	-	334,298.12	18,550.96	95%
Dynalectric Company, Inc	Street Lighting			MSA		-	30902.221.26.56.13	335,106.75	-						317,332.49	-	-	-	-	-	317,332.49	17,774.26	95%
Dynalectric Company, Inc	Street Lighting			MSA		-	30902.250.26.56.13	347,829.32	-						344,719.64	-	-	-	-	-	344,719.64	3,109.68	99%
Dynalectric Company, Inc	Street Lighting			MSA		-	30902.251.26.56.13	517,917.21	-						511,725.33	-	-	-	-	-	511,725.33	6,191.88	99%
Dynalectric Company, Inc	Street Lighting			MSA		-	30902.260.26.56.13	110,485.21	-						111,569.15	-	-	-	-	-	111,569.15	(1,083.94)	101%
Dynalectric Company, Inc	Street Lighting			MSA		-	30902.241.26.56.13	285,617.80	-						273,270.94	-	-	-	-	-	273,270.94	12,346.86	96%
Dynalectric Company, Inc	Street Lighting			MSA		-	30903.241.26.56.13	206,826.68			-				-	-	197,885.85	-	-	-	197,885.85	8,940.83	96%
Dynalectric Company, Inc	Street Lighting			MSA		-	30902.232.26.56.13	161,089.32	-						150,261.67	-	-	-	-	-	150,261.67	10,827.65	93%
Dynalectric Company, Inc	Street Lighting			CO 01 throught CO 21 Job 220		-	30902.220.26.56.13	147,776.51	-						140,387.67	-	-	-	-	-	140,387.67	7,388.84	95%
Dynalectric Company, Inc	Street Lighting			CO 01 throught CO 21 Job 221		-	30902.221.26.56.13	69,248.24	-						65,785.83	-	-	-	-	-	65,785.83	3,462.41	95%
Dynalectric Company, Inc	Street Lighting			CO 01 throught CO 21 Job 250		-	30902.250.26.56.13	50,413.60	-						47,892.92	-	-	-	-	-	47,892.92	2,520.68	95%
Dynalectric Company, Inc	Street Lighting			CO 01 throught CO 21 Job 251		-	30902.251.26.56.13	59,892.22	-						56,897.61	-	-	-	-	-	56,897.61	2,994.61	95%
Dynalectric Company, Inc	Street Lighting			CO 01 throught CO 21 Job 260		-	30902.260.26.56.13	36,283.44	-						34,469.27	-	-	-	-	-	34,469.27	1,814.17	95%
Dynalectric Company, Inc	Street Lighting			CO 01 throught CO 21 Job 241 Split 58%		-	30902.241.26.56.13	47,860.78	-						45,136.69	-	-	-	-	-	45,136.69	2,724.09	94%
Dynalectric Company, Inc	Street Lighting			CO 01 throught CO 21 Job 241 Split 42%		-	30903.241.26.56.13	34,657.80			-				-	-	32,685.19	-	-	-	32,685.19	1,972.61	94%
Dynalectric Company, Inc	Street Lighting			CO 01 throught CO 21 Job 241 no Split al		-	30902.241.26.56.13	194,635.59	-						184,903.81	-	-	-	-	-	184,903.81	9,731.78	95%

DocuSign Envelope ID: 06910FDA-BAAC-4373-AFEA-CC6FE014DA58

Aerotropolis Area Coordinating Metropolitan District (AACMD)

10/20/2022

Total Draw Request 052		**9,565,422.90**
TAH CAB/Spine Costs Amount	$	6,198,692.98
AH In-Tract Costs Amount	$	736,418.73
AF ARTA Costs Amount	$	2,544,188.01
AF ATEC Spine Costs Amount	$	4,063.50
ATEC In-Tract Costs Amount	$	-
Developer Amount	$	82,059.68
Draw Request 1-51	$	**157,556,497.55**

	TAH CAB/Spine Costs Previous	AH In-Tract Costs Previous	AF ARTA Costs Previous	AF ATEC Spine Costs Previous	ATEC In-Tract Costs Previous	Developer Previous	
	$ 995,196.68	$ 34,144.60	$ (905,113.13)	$ (99,085.49)	$ -	$ (25,142.65)	Variance
	$ 113,908,417.00	$ 3,108,631.81	$ 36,444,743.07	$ 3,071,693.15	$ -	$ 1,023,012.52	DRAW 51

Name	Discipline /Description	Auth No.	Task Order No.	Segment	Invoice #	Invoice $	Coding	Authorized MSA/Task Order Amount	TAH CAB/Spine Costs	AH In-Tract Costs	AF ARTA Costs	AF ATEC Spine Costs	ATEC In-Tract Costs	Developer Current	TAH CAB/Spine Costs Previous	AH In-Tract Costs Previous	AF ARTA Costs Previous	AF ATEC Spine Costs Previous	ATEC In-Tract Costs Previous	Developer Previous	Total Current and Previous	Remaining Amount	% Comp.
TOTAL DESIGN & CONSTRUCTION						**$ 9,565,422.90**		**$ 228,060,907.62**	**$ 6,198,692.98**	**$ 736,418.73**	**$ 2,544,188.01**	**$ 4,063.50**	**$ -**	**$ 82,059.68**	**$ 112,913,220.33**	**$ 3,074,487.21**	**$ 37,349,856.20**	**$ 3,170,778.64**	**$ -**	**$ 1,048,155.17**	**$ 167,121,920.45**	**$ 60,938,987.16**	
Dynalectric Company, Inc	Street Lighting			CO 01 throught CO 21 Job 244 Split 58%		-	30902.244.26.56.13	4,185.15	-						3,975.89	-	-	-	-	-	3,975.89	209.26	95%
Dynalectric Company, Inc	Street Lighting			CO 01 throught CO 21 Job 244 Split 42%		-	30903.244.26.56.13	3,030.63			-				-	-	2,879.10	-	-	-	2,879.10	151.53	95%
Dynalectric Company, Inc	Street Lighting			CO 01 throught CO 21 Job 232		-	30902.232.26.56.13	(16,530.22)	-						(15,132.94)	-	-	-	-	-	(15,132.94)	(1,397.28)	92%
Dynalectric Company, Inc	Street Lighting			CO 01 throught CO 21 Job 230		-	30902.230.26.56.13	33,536.71	-						31,859.88	-	-	-	-	-	31,859.88	1,676.83	95%
Dynalectric Company, Inc	Street Lighting			CO 01 throught CO 21 Job 249		-	30902.249.26.56.13	11,627.00	-						11,045.65	-	-	-	-	-	11,045.65	581.35	95%
Dynalectric Company, Inc	Street Lighting			CO 22 - Main St Damaged Sleeve		-	30902.220.31.00.00	11,671.26	-						11,087.70	-	-	-	-	-	11,087.70	583.56	95%
Dynalectric Company, Inc	Street Lighting			CO 23 - 42nd Ph 2 Pole n15 Replacemen		-	30902.250.26.56.13	2,152.47	-						2,044.84	-	-	-	-	-	2,044.84	107.63	95%
Dynalectric Company, Inc	Street Lighting			CO 24 - Conduit T&M Rework		-	30902.220.26.56.13	5,620.53	-						5,339.50	-	-	-	-	-	5,339.50	281.03	95%
Dynalectric Company, Inc	Street Lighting			CO 25 - 'Pulte F8 Box Relocation		-	30902.250.26.56.13	2,052.65	-						1,950.02	-	-	-	-	-	1,950.02	102.63	95%
Contour	Construction Assistance			Street Lighting		-	30902.232.26.56.13	24,487.00	-						24,487.00	-	-	-	-	-	24,487.00	-	100%
				Parks		**-**		**453,109.20**	**-**	**-**	**-**	**-**	**-**	**-**	**334,051.32**	**-**	**-**	**-**	**-**	**-**	**334,051.32**	**119,057.88**	**74%**
American Civil Constructors	Landscaping		TO 1	Landscaping NHBD Park 532 PA26		-	30902.532.32.90.00	223,809.20	-						177,836.32	-	-	-	-	-	177,836.32	45,972.88	79%
American Civil Constructors	Landscaping		TO 2	Erosion NHBD Park 532 PA26		-	30902.532.31.25.00	56,600.00	-						-	-	-	-	-	-	-	56,600.00	0%
Wisdom Rides of America	Parks			Carousel		-	30902.533.32.33.00	172,700.00	-						156,215.00	-	-	-	-	-	156,215.00	16,485.00	90%
				Section 30 Mass Grading		**2,455,867.31**		**14,831,845.95**	**2,455,867.31**	**-**	**-**	**-**	**-**	**-**	**6,401,811.14**	**19,814.00**	**11,063.25**	**-**	**-**	**-**	**8,888,555.70**	**5,943,290.25**	**60%**
JHL Constructors, Inc.	Construction Management		WO 05	Miscellaneous District	Pay App 5	14,886.50	30902.101.00.00.90	100,000.00	14,886.50						55,925.72	-	-	-	-	-	70,812.22	29,187.78	71%
JHL Constructors, Inc.	Mass Grading		WO 06	Mass Grading	Pay App 14	284,710.22	30902.102.31.00.00	2,620,400.00	284,710.22						2,204,669.78	-	-	-	-	-	2,489,380.00	131,020.00	95%
JHL Constructors, Inc.	Mass Grading		WO 06	CO1 - GMP Reconcilia	Pay App 14	39,676.10	30902.102.31.00.00	1,309,886.00	39,676.10						1,157,244.04	-	-	-	-	-	1,196,920.14	112,965.86	91%
JHL Constructors, Inc.	Mass Grading		WO 06	CO2 - Bridgewater Re	Pay App 14	213,472.41	30902.102.31.00.00	242,782.95	213,472.41						17,171.39	-	-	-	-	-	230,643.80	12,139.15	95%
JHL Constructors, Inc.	Mass Grading		WO 06	CO3 - BMP Maintenar	Pay App 14	100,320.00	30902.102.31.25.00	2,557,465.00	100,320.00						391,222.21	-	-	-	-	-	491,542.21	2,065,922.79	19%
JHL Constructors, Inc.	Mass Grading		WO 06	CO3 - Construction Surveying		-	30902.102.01.71.14	32,917.50	-						-	-	-	-	-	-	-	32,917.50	0%
JHL Constructors, Inc.	Mass Grading		WO 06	CO3 - Contingency (5%)		-	30902.102.01.71.16	129,519.00	-						20,804.28	-	-	-	-	-	20,804.28	108,714.72	16%
JHL Constructors, Inc.	Mass Grading		WO 06	CO3 - General Conditi	Pay App 14	5,016.00	30902.102.01.71.17	217,592.00	5,016.00						35,345.17	-	-	-	-	-	40,361.17	177,230.83	19%
JHL Constructors, Inc.	Mass Grading		WO 06	CO3 - General Liability Insurance (1%)		-	30902.102.01.71.18	29,375.00	-						27,906.25	-	-	-	-	-	27,906.25	1,468.75	95%
JHL Constructors, Inc.	Mass Grading		WO 06	CO3 - Payment & Performance Bond (1%		-	30902.102.01.71.19	29,669.00	-						28,185.55	-	-	-	-	-	28,185.55	1,483.45	95%
JHL Constructors, Inc.	Mass Grading		WO 06	CO3 - Earthwork	Pay App 14	24,946.05	30902.330.31.00.00	138,270.00	24,946.05						82,545.98	-	-	-	-	-	107,492.03	30,777.97	78%
JHL Constructors, Inc.	Mass Grading		WO 06	CO3 - Construction Surveying		-	30902.330.01.71.14	6,583.50	-						-	-	-	-	-	-	-	6,583.50	0%
JHL Constructors, Inc.	Mass Grading		WO 06	CO3 - 3rd Party Testing		-	30902.330.01.71.15	10,005.00	-						-	-	-	-	-	-	-	10,005.00	0%
JHL Constructors, Inc.	Mass Grading		WO 06	CO3 - Contingency (5%)		-	30902.330.01.71.16	7,743.00	-						6,603.68	-	-	-	-	-	6,603.68	1,139.32	85%
JHL Constructors, Inc.	Mass Grading		WO 06	CO3 - General Conditi	Pay App 14	1,995.95	30902.330.01.71.17	13,008.00	1,995.95						-	-	-	-	-	-	1,995.95	11,012.05	15%
JHL Constructors, Inc.	Mass Grading		WO 06	CO3 - General Liability Insurance (1%)		-	30902.330.01.71.18	1,756.00	-						1,668.20	-	-	-	-	-	1,668.20	87.80	95%
JHL Constructors, Inc.	Mass Grading		WO 06	CO3 - Payment & Performance Bond (1%		-	30902.330.01.71.19	1,774.00	-						1,685.30	-	-	-	-	-	1,685.30	88.70	95%
JHL Constructors, Inc.	Mass Grading		WO 06	CO3 - Earthwork	Pay App 14	56,201.66	30902.334.31.00.00	96,043.00	56,201.66						220.31	-	-	-	-	-	56,421.97	39,621.03	59%
JHL Constructors, Inc.	Mass Grading		WO 06	CO3 - Construction Surveying		-	30902.334.01.71.14	6,583.50	-						-	-	-	-	-	-	-	6,583.50	0%
JHL Constructors, Inc.	Mass Grading		WO 06	CO3 - 3rd Party Testing		-	30902.334.01.71.15	8,185.00	-						-	-	-	-	-	-	-	8,185.00	0%
JHL Constructors, Inc.	Mass Grading		WO 06	CO3 - Contingency (5%)		-	30902.334.01.71.16	5,541.00	-						17.62	-	-	-	-	-	17.62	5,523.38	0%
JHL Constructors, Inc.	Mass Grading		WO 06	CO3 - General Conditi	Pay App 14	4,496.35	30902.334.01.71.17	9,308.00	4,496.35						-	-	-	-	-	-	4,496.35	4,811.65	48%
JHL Constructors, Inc.	Mass Grading		WO 06	CO3 - General Liability Insurance (1%)		-	30902.334.01.71.18	1,257.00	-						1,194.15	-	-	-	-	-	1,194.15	62.85	95%
JHL Constructors, Inc.	Mass Grading		WO 06	CO3 - Payment & Performance Bond (1%		-	30902.334.01.71.19	1,269.00	-						1,205.55	-	-	-	-	-	1,205.55	63.45	95%
JHL Constructors, Inc.	Mass Grading		WO 06	CO3 - Earthwork		-	30902.546.31.00.00	348,311.00	-						298,191.70	-	-	-	-	-	298,191.70	50,119.30	86%
JHL Constructors, Inc.	Mass Grading		WO 06	CO3 - BMP Maintenance		-	30902.546.31.25.00	205,388.00	-						70,765.50	-	-	-	-	-	70,765.50	134,622.50	34%
JHL Constructors, Inc.	Mass Grading		WO 06	CO3 - Construction Su	Pay App 14	1,881.00	30902.546.01.71.14	6,583.50	1,881.00						-	-	-	-	-	-	1,881.00	4,702.50	29%
JHL Constructors, Inc.	Mass Grading		WO 06	CO3 - 3rd Party Testing		-	30902.546.01.71.15	12,085.00	-						-	-	-	-	-	-	-	12,085.00	0%
JHL Constructors, Inc.	Mass Grading		WO 06	CO3 - Contingency (5%)		-	30902.546.01.71.16	28,618.00	-						4,642.78	-	-	-	-	-	4,642.78	23,975.22	16%
JHL Constructors, Inc.	Mass Grading		WO 06	CO3 - General Conditi	Pay App 14	150.10	30902.546.01.71.17	48,079.00	150.10						22,750.35	-	-	-	-	-	22,900.45	25,178.55	48%
JHL Constructors, Inc.	Mass Grading		WO 06	CO3 - General Liability Insurance (1%)		-	30902.546.01.71.18	6,491.00	-						6,166.45	-	-	-	-	-	6,166.45	324.55	95%
JHL Constructors, Inc.	Mass Grading		WO 06	CO3 - Payment & Performance Bond (1%		-	30902.546.01.71.19	6,556.00	-						6,228.20	-	-	-	-	-	6,228.20	327.80	95%
JHL Constructors, Inc.	Mass Grading		WO 06	CO3 - BMP Maintenance		-	30902.241.31.25.00	44,239.50	-						-	-	-	-	-	-	-	44,239.50	0%
JHL Constructors, Inc.	Mass Grading		WO 06	CO3 - BMP Maintenance - ARTA 42%		-	30903.241.31.25.00	32,035.50			-				-	-	-	-	-	-	-	32,035.50	0%
JHL Constructors, Inc.	Mass Grading		WO 06	CO3 - Contingency (5%)		-	30902.241.01.71.16	2,212.12	-						-	-	-	-	-	-	-	2,212.12	0%
JHL Constructors, Inc.	Mass Grading		WO 06	CO3 - Contingency (5%) - ARTA 42%		-	30903.241.01.71.16	1,601.88			-				-	-	-	-	-	-	-	1,601.88	0%
JHL Constructors, Inc.	Mass Grading		WO 06	CO3 - General Conditions (8%)		-	30902.241.01.71.17	3,716.06	-						-	-	-	-	-	-	-	3,716.06	0%
JHL Constructors, Inc.	Mass Grading		WO 06	CO3 - General Conditions (8%) - ARTA 4:		-	30903.241.01.71.17	2,690.94			-				-	-	-	-	-	-	-	2,690.94	0%
JHL Constructors, Inc.	Mass Grading		WO 06	CO3 - General Liability Insurance (1%)		-	30902.241.01.71.18	501.70	-						476.61	-	-	-	-	-	476.61	25.09	95%
JHL Constructors, Inc.	Mass Grading		WO 06	CO3 - General Liability Insurance (1%) - A		-	30903.241.01.71.18	363.30			-				-	-	345.14	-	-	-	345.14	18.16	95%
JHL Constructors, Inc.	Mass Grading		WO 06	CO3 - Payment & Performance Bond (1%		-	30902.241.01.71.19	506.92	-						481.57	-	-	-	-	-	481.57	25.35	95%
JHL Constructors, Inc.	Mass Grading		WO 06	CO3 - Payment & Performance Bond (1%		-	30903.241.01.71.19	367.08			-				-	-	348.73	-	-	-	348.73	18.35	95%
JHL Constructors, Inc.	Mass Grading		WO 06	CO4 - BMP Maintenance		-	30902.102.31.25.00	(262,858.00)	-						(130,110.39)	-	-	-	-	-	(130,110.39)	(132,747.61)	49%
JHL Constructors, Inc.	Mass Grading		WO 06	CO4 - Contingency (5%)		-	30902.102.01.71.16	(13,143.00)	-						(12,485.85)	-	-	-	-	-	(12,485.85)	(657.15)	95%
JHL Constructors, Inc.	Mass Grading		WO 06	CO4 - General Conditions (8%)		-	30902.102.01.71.17	(22,080.00)	-						(20,976.00)	-	-	-	-	-	(20,976.00)	(1,104.00)	95%
JHL Constructors, Inc.	Mass Grading		WO 06	CO4 - General Liability Insurance (1%)		-	30902.102.01.71.18	(2,981.00)	-						(2,831.95)	-	-	-	-	-	(2,831.95)	(149.05)	95%
JHL Constructors, Inc.	Mass Grading		WO 06	CO4 - Payment & Performance Bond (1%		-	30902.102.01.71.19	(3,011.00)	-						(2,860.45)	-	-	-	-	-	(2,860.45)	(150.55)	95%
JHL Constructors, Inc.	Mass Grading		WO 06	CO4 - BMP Maintenance		-	30902.546.31.25.00	(74,490.00)	-						(70,765.50)	-	-	-	-	-	(70,765.50)	(3,724.50)	95%
JHL Constructors, Inc.	Mass Grading		WO 06	CO4 - Contingency (5%)		-	30902.546.01.71.16	(3,724.00)	-						(3,537.80)	-	-	-	-	-	(3,537.80)	(186.20)	95%
JHL Constructors, Inc.	Mass Grading		WO 06	CO4 - General Conditions (8%)		-	30902.546.01.71.17	(6,257.00)	-						(5,944.15)	-	-	-	-	-	(5,944.15)	(312.85)	95%
JHL Constructors, Inc.	Mass Grading		WO 06	CO4 - General Liability Insurance (1%)		-	30902.546.01.71.18	(845.00)	-						(802.75)	-	-	-	-	-	(802.75)	(42.25)	95%
JHL Constructors, Inc.	Mass Grading		WO 06	CO4 - Payment & Performance Bond (1%		-	30902.546.01.71.19	(853.00)	-						(810.35)	-	-	-	-	-	(810.35)	(42.65)	95%
JHL Constructors, Inc.	Mass Grading		WO 06	CO5 - Earthwork	Pay App 14	1,433,493.39	30902.102.31.00.00	5,426,295.00	1,433,493.39						1,693,893.24	-	-	-	-	-	3,127,386.63	2,298,908.37	58%
JHL Constructors, Inc.	Mass Grading		WO 06	CO5 - Construction Surveying		-	30902.102.01.71.14	47,250.00	-						-	-	-	-	-	-	-	47,250.00	0%
JHL Constructors, Inc.	Mass Grading		WO 06	CO5 - 3rd Party Testing		-	30902.102.01.71.15	147,349.00	-						-	-	-	-	-	-	-	147,349.00	0%
JHL Constructors, Inc.	Mass Grading		WO 06	CO5 - Contingency (5%)		-	30902.102.01.71.16	281,045.00	-						-	-	-	-	-	-	-	281,045.00	0%
JHL Constructors, Inc.	Mass Grading		WO 06	CO5 - General Conditi	Pay App 14	120,468.55	30902.102.01.71.17	472,155.00	120,468.55						148,879.83	-	-	-	-	-	269,348.38	202,806.62	57%
JHL Constructors, Inc.	Mass Grading		WO 06	CO5 - General Liability Insurance (1%)		-	30902.102.01.71.18	63,741.00	-						60,553.95	-	-	-	-	-	60,553.95	3,187.05	95%
JHL Constructors, Inc.	Mass Grading		WO 06	CO5 - Payment & Performance Bond (1%		-	30902.102.01.71.19	64,378.00	-						61,159.10	-	-	-	-	-	61,159.10	3,218.90	95%
JHL Constructors, Inc.	Mass Grading		WO 06	CO5 - Earthwork	Pay App 14	113,552.81	30902.330.31.00.00	55,684.00	113,552.81						-	-	-	-	-	-	113,552.81	(57,868.81)	204%
JHL Constructors, Inc.	Mass Grading		WO 06	CO5 - Construction Surveying		-	30902.330.01.71.14	4,725.00	-						-	-	-	-	-	-	-	4,725.00	0%
JHL Constructors, Inc.	Mass Grading		WO 06	CO5 - 3rd Party Testing		-	30902.330.01.71.15	5,194.00	-						-	-	-	-	-	-	-	5,194.00	0%
JHL Constructors, Inc.	Mass Grading		WO 06	CO5 - Contingency (5%)		-	30902.330.01.71.16	3,280.00	-						-	-	-	-	-	-	-	3,280.00	0%
JHL Constructors, Inc.	Mass Grading		WO 06	CO5 - General Conditi	Pay App 14	3,294.60	30902.330.01.71.17	5,511.00	3,294.60						-	-	-	-	-	-	3,294.60	2,216.40	60%
JHL Constructors, Inc.	Mass Grading		WO 06	CO5 - General Liability Insurance (1%)		-	30902.330.01.71.18	744.00	-						706.80	-	-	-	-	-	706.80	37.20	95%
JHL Constructors, Inc.	Mass Grading		WO 06	CO5 - Payment & Performance Bond (1%		-	30902.330.01.71.19	751.00	-						713.45	-	-	-	-	-	713.45	37.55	95%
JHL Constructors, Inc.	Mass Grading		WO 06	CO5 - Earthwork	Pay App 14	22,001.15	30902.334.31.00.00	29,748.00	22,001.15						-	-	-	-	-	-	22,001.15	7,746.85	74%
JHL Constructors, Inc.	Mass Grading		WO 06	CO5 - Construction Surveying		-	30902.334.01.71.14	4,725.00	-						-	-	-	-	-	-	-	4,725.00	0%
JHL Constructors, Inc.	Mass Grading		WO 06	CO5 - 3rd Party Testing		-	30902.334.01.71.15	3,242.00	-						-	-	-	-	-	-	-	3,242.00	0%
JHL Constructors, Inc.	Mass Grading		WO 06	CO5 - Contingency (5%)		-	30902.334.01.71.16	1,886.00	-						-	-	-	-	-	-	-	1,886.00	0%
JHL Constructors, Inc.	Mass Grading		WO 06	CO5 - General Conditi	Pay App 14	1,760.35	30902.334.01.71.17	3,168.00	1,760.35						-	-	-	-	-	-	1,760.35	1,407.65	56%
JHL Constructors, Inc.	Mass Grading		WO 06	CO5 - General Liability Insurance (1%)		-	30902.334.01.71.18	428.00	-						406.60	-	-	-	-	-	406.60	21.40	95%
JHL Constructors, Inc.	Mass Grading		WO 06	CO5 - Payment & Performance Bond (1%		-	30902.334.01.71.19	432.00	-						410.40	-	-	-	-	-	410.40	21.60	95%
JHL Constructors, Inc.	Mass Grading		WO 06	CO6 - Century District	Pay App 14	96,723.52	30902.102.31.00.00	(54,110.16)	96,723.52						-	-	-	-	-	-	96,723.52	(150,833.68)	-179%
JHL Constructors, Inc.	Mass Grading		WO 06	CO6 - Century District	Pay App 14	13,722.41	30902.343.31.00.00	156,112.06	13,722.41						-	-	-	-	-	-	13,722.41	142,389.65	9%
JHL Constructors, Inc.	Mass Grading		WO 06	CO6 - Century District	Pay App 14	(96,901.81)	30902.102.31.00.00	(102,001.90)	(96,901.81)						-	-	-	-	-	-	(96,901.81)	(5,100.09)	95%
JHL Constructors, Inc.	Mass Grading		WO 11+CC	Franc Tank Rental for Temporary Site Wa		-	30902.102.00.00.90	96,215.00	-						96,215.00	-	-	-	-	-	96,215.00	-	100%
JHL Constructors, Inc.	Mass Grading		NTP001	District Wall & Fencing		-	30902.102.00.00.90	29,327.00	-						29,327.00	-	-	-	-	-	29,327.00	-	100%
JHL Constructors, Inc.	Mass Grading		NTP002	Precon Sec 30 MG & Main St North Roug		-	30902.102.00.00.90	87,153.00	-						87,153.00	-	-	-	-	-	87,153.00	-	100%
JHL Constructors, Inc.	Mass Grading		NTP003	Precon Filing 10		-	30902.910.00.00.90	19,814.00		-					-	19,814.00	-	-	-	-	19,814.00	-	100%
JHL Constructors, Inc.	Mass Grading		NTP004	Precon 241 Roundabout Com Feature		-	30902.241.00.00.90	14,319.62	-						14,319.62	-	-	-	-	-	14,319.62	-	100%
JHL Constructors, Inc.	Mass Grading		NTP004	Precon 241 Roundabout Com Feature - 4:		-	30903.241.00.00.90	10,369.38			-				-	-	10,369.38	-	-	-	10,369.38	-	100%
JHL Constructors, Inc.	Mass Grading		NTP005	Precon Landscape Monumentation		-	30902.102.00.00.90	15,880.00	-						15,880.00	-	-	-	-	-	15,880.00	-	100%
				Bridgewater Filing 10 Utilities		**283,763.32**		**4,755,066.13**	**283,763.32**	**-**	**-**	**-**	**-**	**-**	**3,611,619.58**	**-**	**-**	**-**	**-**	**-**	**3,895,382.90**	**859,683.23**	**82%**
JHL Constructors, Inc.	Utilities		WO 10	General Conditions	Pay App 10	20,451.41	30902.350.01.71.17	324,486.14	20,451.41						253,512.85	-	-	-	-	-	273,964.26	50,521.88	84%
JHL Constructors, Inc.	Utilities		WO 10	Builder Contingency		-	30902.350.01.71.16	191,611.40	-						-	-	-	-	-	-	-	191,611.40	0%
JHL Constructors, Inc.	Utilities		WO 10	Contractors Fees	Pay App 10	7,669.28	30902.350.00.00.90	122,853.18	7,669.28						95,277.09	-	-	-	-	-	102,946.37	19,906.81	84%
JHL Constructors, Inc.	Utilities		WO 10	Payment & Performance Bond 1%		-	30902.350.01.71.19	44,970.04	-						42,721.54	-	-	-	-	-	42,721.54	2,248.50	95%
JHL Constructors, Inc.	Utilities		WO 10	Mobilization	Pay App 10	41,679.35	30902.350.01.71.13	183,755.00	41,679.35						73,152.75	-	-	-	-	-	114,832.10	68,922.90	62%
JHL Constructors, Inc.	Utilities		WO 10	Construction Surveyin	Pay App 10	3,898.80	30902.350.00.00.20	56,633.91	3,898.80						24,707.95	-	-	-	-	-	28,606.75	28,027.16	51%
JHL Constructors, Inc.	Utilities		WO 10	Dry Utility Sleeving		-	30902.350.33.70.00	187,920.00	-						167,693.03	-	-	-	-	-	167,693.03	20,226.97	89%
JHL Constructors, Inc.	Utilities		WO 10	Water Utilities	Pay App 10	45,594.30	30902.350.33.10.00	632,791.00	45,594.30						371,738.57	-	-	-	-	-	417,332.87	215,458.13	66%
JHL Constructors, Inc.	Utilities		WO 10	Sanitary Sewerage Uti	Pay App 10	1,507.65	30902.350.33.30.00	380,359.00	1,507.65						361,341.05	-	-	-	-	-	362,848.70	17,510.30	95%
JHL Constructors, Inc.	Utilities		WO 10	Storm Water Piping	Pay App 10	162,962.53	30902.350.33.40.00	2,585,140.00	162,962.53						2,179,155.61	-	-	-	-	-	2,342,118.14	243,021.86	91%
JHL Constructors, Inc.	Utilities		WO 10	General Liability Insurance		-	30902.350.01.41.23	44,546.46	-						42,319.14	-	-	-	-	-	42,319.14	2,227.32	95%
				Walls and Fencing		**541,275.31**		**11,079,607.00**	**541,275.31**	**-**	**-**	**-**	**-**	**-**	**2,657,444.49**	**-**	**-**	**-**	**-**	**-**	**3,198,719.80**	**7,880,887.20**	**29%**
JHL Constructors, Inc.	Walls & Fencing		WO 13	Walls	Pay App 8	148,758.60	30902.103.32.32.00	5,016,864.00	148,758.60						574,217.45	-	-	-	-	-	722,976.05	4,293,887.95	14%
JHL Constructors, Inc.	Walls & Fencing		WO 13	Fencing		-	30902.103.32.31.00	960,665.00	-						907,892.20	-	-	-	-	-	907,892.20	52,772.80	95%
JHL Constructors, Inc.	Walls & Fencing		WO 13	General Conditions	Pay App 8	2,231.38	30902.103.01.71.17	94,448.00	2,231.38						19,278.32	-	-	-	-	-	21,509.70	72,938.30	23%
JHL Constructors, Inc.	Walls & Fencing		WO 13	General Liability Insurance		-	30902.103.01.71.18	60,720.00	-						57,684.00	-	-	-	-	-	57,684.00	3,036.00	95%
JHL Constructors, Inc.	Walls & Fencing		WO 13	Builders Contingency		-	30902.103.01.71.16	121,440.00	-						-	-	-	-	-	-	-	121,440.00	0%
JHL Constructors, Inc.	Walls & Fencing		WO 13	Conractors Fees	Pay App 8	4,090.86	30902.103.00.00.90	170,336.00	4,090.86						43,758.24	-	-	-	-	-	47,849.10	122,486.90	28%
JHL Constructors, Inc.	Walls & Fencing		WO 13	Payment & Performance Bonds		-	30902.103.01.71.19	61,327.00	-						58,260.65	-	-	-	-	-	58,260.65	3,066.35	95%
JHL Constructors, Inc.	Walls & Fencing		WO 14	Construction Surveyin	Pay App 5	3,416.11	30902.103.01.71.14	120,730.00	3,416.11						14,421.20	-	-	-	-	-	17,837.31	102,892.69	15%
JHL Constructors, Inc.	Walls & Fencing		WO 14	3rd Party Testing	Pay App 5	15,622.75	30902.103.01.71.15	137,920.00	15,622.75						-	-	-	-	-	-	15,622.75	122,297.25	11%
JHL Constructors, Inc.	Walls & Fencing		WO 14	Walls and Fencing	Pay App 5	338,548.61	30902.103.32.32.00	3,712,506.00	338,548.61						825,256.30	-	-	-	-	-	1,163,804.91	2,548,701.09	31%
JHL Constructors, Inc.	Walls & Fencing		WO 14	Contruction Contingency 5%		-	30902.103.01.71.16	198,558.00	-						-	-	-	-	-	-	-	198,558.00	0%
JHL Constructors, Inc.	Walls & Fencing		WO 14	General Conditions 8%	Pay App 5	28,607.00	30902.103.01.71.17	333,577.00	28,607.00						70,685.93	-	-	-	-	-	99,292.93	234,284.07	30%
JHL Constructors, Inc.	Walls & Fencing		WO 14	General Liability Insurance 1%		-	30902.103.01.71.18	45,033.00	-						42,781.35	-	-	-	-	-	42,781.35	2,251.65	95%
JHL Constructors, Inc.	Walls & Fencing		WO 14	Performance & Payment Bond 1%		-	30902.103.01.71.19	45,483.00	-						43,208.85	-	-	-	-	-	43,208.85	2,274.15	95%
				Flowfill ECCV Waterline		**628,156.19**		**9,224,356.00**	**628,156.19**	**-**	**-**	**-**	**-**	**-**	**2,702,321.05**	**306,809.28**	**-**	**-**	**-**	**-**	**3,637,286.52**	**5,587,069.48**	**39%**
JHL Constructors, Inc.	Utilities		WO 15	Construction Surveying		-	30902.231.01.71.14	3,430.00	-						3,258.50	-	-	-	-	-	3,258.50	171.50	95%
JHL Constructors, Inc.	Utilities		WO 15	Construction Surveying		-	30902.531.01.71.14	10,813.00	-						-	-	-	-	-	-	-	10,813.00	0%
JHL Constructors, Inc.	Utilities		WO 15	Construction Surveying		-	30902.913.01.71.14	5,922.00		-					-	2,640.05	-	-	-	-	2,640.05	3,281.95	45%
JHL Constructors, Inc.	Utilities		WO 15	Construction Surveying		-	30902.350.01.71.14	17,256.00	-						-	-	-	-	-	-	-	17,256.00	0%
JHL Constructors, Inc.	Utilities		WO 15	Construction Surveying		-	30902.250.01.71.14	1,541.00	-						1,463.95	-	-	-	-	-	1,463.95	77.05	95%
JHL Constructors, Inc.	Utilities		WO 15	Construction Surveyin	Pay App 6	7,438.50	30902.340.01.71.14	25,669.00	7,438.50						9,438.25	-	-	-	-	-	16,876.75	8,792.25	66%
JHL Constructors, Inc.	Utilities		WO 15	Construction Surveyin	Pay App 6	3,591.00	30902.334.01.71.14	34,562.00	3,591.00						14,673.70	-	-	-	-	-	18,264.70	16,297.30	53%
JHL Constructors, Inc.	Utilities		WO 15	3rd Party Testing	Pay App 6	33,948.25	30902.231.01.71.15	9,340.00	33,948.25						-	-	-	-	-	-	33,948.25	(24,608.25)	363%
JHL Constructors, Inc.	Utilities		WO 15	3rd Party Testing		-	30902.531.01.71.15	29,443.00	-						-	-	-	-	-	-	-	29,443.00	0%
JHL Constructors, Inc.	Utilities		WO 15	3rd Party Testing		-	30902.913.01.71.15	16,129.00		-					-	-	-	-	-	-	-	16,129.00	0%
JHL Constructors, Inc.	Utilities		WO 15	3rd Party Testing		-	30902.350.01.71.15	46,988.00	-						-	-	-	-	-	-	-	46,988.00	0%
JHL Constructors, Inc.	Utilities		WO 15	3rd Party Testing		-	30902.250.01.71.15	4,196.00	-						-	-	-	-	-	-	-	4,196.00	0%
JHL Constructors, Inc.	Utilities		WO 15	3rd Party Testing		-	30902.340.01.71.15	81,073.00	-						-	-	-	-	-	-	-	81,073.00	0%
JHL Constructors, Inc.	Utilities		WO 15	3rd Party Testing		-	30902.334.01.71.15	57,060.00	-						-	-	-	-	-	-	-	57,060.00	0%
JHL Constructors, Inc.	Utilities		WO 15	Street Lights	Pay App 6	8,255.98	30902.350.26.56.13	142,416.00	8,255.98						-	-	-	-	-	-	8,255.98	134,160.02	6%
JHL Constructors, Inc.	Utilities		WO 15	Street Lights	Pay App 6	46,907.90	30902.340.26.56.13	400,888.00	46,907.90						-	-	-	-	-	-	46,907.90	353,980.10	12%
JHL Constructors, Inc.	Utilities		WO 15	Street Lights	Pay App 6	2,796.02	30902.334.26.56.13	236,772.00	2,796.02						-	-	-	-	-	-	2,796.02	233,975.98	1%
JHL Constructors, Inc.	Utilities		WO 15	Earthwork		-	30902.531.31.00.00	531,128.00	-						451,470.30	-	-	-	-	-	451,470.30	79,657.70	85%
JHL Constructors, Inc.	Utilities		WO 15	Earthwork		-	30902.913.31.00.00	140,871.00		-					-	133,827.45	-	-	-	-	133,827.45	7,043.55	95%
JHL Constructors, Inc.	Utilities		WO 15	Earthwork		-	30902.350.31.00.00	67,113.00	-						63,757.35	-	-	-	-	-	63,757.35	3,355.65	95%
JHL Constructors, Inc.	Utilities		WO 15	Earthwork		-	30902.340.31.00.00	12,102.00	-						-	-	-	-	-	-	-	12,102.00	0%
JHL Constructors, Inc.	Utilities		WO 15	Earthwork		-	30902.334.31.00.00	17,472.00	-						-	-	-	-	-	-	-	17,472.00	0%
JHL Constructors, Inc.	Utilities		WO 15	Erosion & Sediment Controls		-	30902.531.31.25.00	96,245.00	-						5,531.61	-	-	-	-	-	5,531.61	90,713.39	6%
JHL Constructors, Inc.	Utilities		WO 15	Erosion & Sediment Controls		-	30902.913.31.25.00	25,527.00		-					-	-	-	-	-	-	-	25,527.00	0%
JHL Constructors, Inc.	Utilities		WO 15	Erosion & Sediment Controls		-	30902.350.31.25.00	12,161.00	-						-	-	-	-	-	-	-	12,161.00	0%
JHL Constructors, Inc.	Utilities		WO 15	Erosion & Sediment Controls		-	30902.340.31.25.00	174,651.00	-						-	-	-	-	-	-	-	174,651.00	0%
JHL Constructors, Inc.	Utilities		WO 15	Erosion & Sediment Controls		-	30902.334.31.25.00	152,142.00	-						2,770.15	-	-	-	-	-	2,770.15	149,371.85	2%
JHL Constructors, Inc.	Utilities		WO 15	Asphalt Paving		-	30902.350.32.12.00	344,179.00	-						-	-	-	-	-	-	-	344,179.00	0%
JHL Constructors, Inc.	Utilities		WO 15	Asphalt Paving	Pay App 6	22,320.49	30902.340.32.12.00	915,241.00	22,320.49						251,594.11	-	-	-	-	-	273,914.60	641,326.40	30%
JHL Constructors, Inc.	Utilities		WO 15	Asphalt Paving	Pay App 6	88,230.06	30902.334.32.12.00	413,757.00	88,230.06						-	-	-	-	-	-	88,230.06	325,526.94	21%
JHL Constructors, Inc.	Utilities		WO 15	Site Concrete		-	30902.350.32.16.00	210,391.00	-						532.95	-	-	-	-	-	532.95	209,858.05	0%
JHL Constructors, Inc.	Utilities		WO 15	Site Concrete		-	30902.250.32.16.00	71,564.00	-						-	-	-	-	-	-	-	71,564.00	0%
JHL Constructors, Inc.	Utilities		WO 15	Site Concrete	Pay App 6	161,248.09	30902.340.32.16.00	825,766.00	161,248.09						115,548.98	-	-	-	-	-	276,797.07	548,968.93	34%
JHL Constructors, Inc.	Utilities		WO 15	Site Concrete	Pay App 6	206,889.81	30902.334.32.16.00	491,164.00	206,889.81						18,181.10	-	-	-	-	-	225,070.91	266,093.09	46%
JHL Constructors, Inc.	Utilities		WO 15	Pavement Marketing & Signage		-	30902.250.32.17.00	38,053.00	-						-	-	-	-	-	-	-	38,053.00	0%
JHL Constructors, Inc.	Utilities		WO 15	Pavement Marketing & Signage		-	30903.340.32.17.00	58,570.00	-						-	-	-	-	-	-	-	58,570.00	0%
JHL Constructors, Inc.	Utilities		WO 15	Pavement Marketing & Signage		-	30902.334.32.17.00	17,173.00	-						11,743.90	-	-	-	-	-	11,743.90	5,429.10	68%
JHL Constructors, Inc.	Utilities		WO 15	Water Utilities		-	30902.350.33.10.00	290,504.00	-						266,043.56	-	-	-	-	-	266,043.56	24,460.44	92%
JHL Constructors, Inc.	Utilities		WO 15	Water Utilities		-	30902.250.33.10.00	56,087.00	-						50,550.59	-	-	-	-	-	50,550.59	5,536.41	90%
JHL Constructors, Inc.	Utilities		WO 15	Water Utilities		-	30902.334.33.10.00	487,071.00	-						429,252.75	-	-	-	-	-	429,252.75	57,818.25	88%
JHL Constructors, Inc.	Utilities		WO 15	Sanitary Sewer		-	30902.231.33.30.00	329,557.00	-						117,795.25	-	-	-	-	-	117,795.25	211,761.75	36%
JHL Constructors, Inc.	Utilities		WO 15	Sanitary Sewer		-	30902.913.33.30.00	249,887.00		-					-	42,750.00	-	-	-	-	42,750.00	207,137.00	17%
JHL Constructors, Inc.	Utilities		WO 15	Sanitary Sewer		-	30902.350.33.30.00	58,560.00	-						17,100.00	-	-	-	-	-	17,100.00	41,460.00	29%
JHL Constructors, Inc.	Utilities		WO 15	Sanitary Sewer		-	30902.334.33.30.00	166,709.00	-						155,048.55	-	-	-	-	-	155,048.55	11,660.45	93%
JHL Constructors, Inc.	Utilities		WO 15	Storm Drainage Utilities		-	30902.531.33.40.00	275,968.00	-						213,360.50	-	-	-	-	-	213,360.50	62,607.50	77%
JHL Constructors, Inc.	Utilities		WO 15	Storm Drainage Utilities		-	30902.913.33.40.00	109,718.00		-					-	104,232.10	-	-	-	-	104,232.10	5,485.90	95%
JHL Constructors, Inc.	Utilities		WO 15	Storm Drainage Utilities		-	30902.334.33.40.00	211,245.00	-						197,832.75	-	-	-	-	-	197,832.75	13,412.25	94%
JHL Constructors, Inc.	Utilities		WO 15	Contruction Contingency 5%		-	30902.231.01.71.16	17,116.00	-						-	-	-	-	-	-	-	17,116.00	0%
JHL Constructors, Inc.	Utilities		WO 15	Contruction Contingency 5%		-	30902.531.01.71.16	47,180.00	-						-	-	-	-	-	-	-	47,180.00	0%
JHL Constructors, Inc.	Utilities		WO 15	Contruction Contingency 5%		-	30902.913.01.71.16	27,403.00		-					-	-	-	-	-	-	-	27,403.00	0%
JHL Constructors, Inc.	Utilities		WO 15	Contruction Contingency 5%		-	30902.350.01.71.16	59,478.00	-						-	-	-	-	-	-	-	59,478.00	0%
JHL Constructors, Inc.	Utilities		WO 15	Contruction Contingency 5%		-	30902.250.01.71.16	8,572.00	-						-	-	-	-	-	-	-	8,572.00	0%
JHL Constructors, Inc.	Utilities		WO 15	Contruction Contingency 5%		-	30902.340.01.71.16	124,698.00	-						-	-	-	-	-	-	-	124,698.00	0%
JHL Constructors, Inc.	Utilities		WO 15	Contruction Contingency 5%		-	30902.334.01.71.16	114,257.00	-						-	-	-	-	-	-	-	114,257.00	0%
JHL Constructors, Inc.	Utilities		WO 15	General Conditions 8%	Pay App 6	2,715.86	30902.231.01.71.17	28,755.00	2,715.86						13,064.88	-	-	-	-	-	15,780.74	12,974.26	55%
JHL Constructors, Inc.	Utilities		WO 15	General Conditions 8%		-	30902.531.01.71.17	79,263.00	-						29,660.84	-	-	-	-	-	29,660.84	49,602.16	37%
JHL Constructors, Inc.	Utilities		WO 15	General Conditions 8%		-	30902.913.01.71.17	46,037.00		-					-	11,492.28	-	-	-	-	11,492.28	34,544.72	25%
JHL Constructors, Inc.	Utilities		WO 15	General Conditions 8%	Pay App 6	660.48	30902.350.01.71.17	99,922.00	660.48						20,074.59	-	-	-	-	-	20,735.07	79,186.93	21%
JHL Constructors, Inc.	Utilities		WO 15	General Conditions 8%		-	30902.250.01.71.17	14,401.00	-						4,037.93	-	-	-	-	-	4,037.93	10,363.07	28%
JHL Constructors, Inc.	Utilities		WO 15	General Conditions 8%	Pay App 6	19,033.20	30902.340.01.71.17	209,493.00	19,033.20						29,597.16	-	-	-	-	-	48,630.36	160,862.64	23%
JHL Constructors, Inc.	Utilities		WO 15	General Conditions 8%	Pay App 6	24,120.55	30902.334.01.71.17	191,951.00	24,120.55						48,136.06	-	-	-	-	-	72,256.61	119,694.39	38%
JHL Constructors, Inc.	Utilities		WO 15	General Liability Insurance 1%		-	30902.231.01.71.18	3,882.00	-						3,687.90	-	-	-	-	-	3,687.90	194.10	95%
JHL Constructors, Inc.	Utilities		WO 15	General Liability Insurance 1%		-	30902.531.01.71.18	10,700.00	-						10,165.00	-	-	-	-	-	10,165.00	535.00	95%
JHL Constructors, Inc.	Utilities		WO 15	General Liability Insurance 1%		-	30902.913.01.71.18	6,215.00		-					-	5,904.25	-	-	-	-	5,904.25	310.75	95%
JHL Constructors, Inc.	Utilities		WO 15	General Liability Insurance 1%		-	30902.350.01.71.18	13,490.00	-						12,815.50	-	-	-	-	-	12,815.50	674.50	95%
JHL Constructors, Inc.	Utilities		WO 15	General Liability Insurance 1%		-	30902.250.01.71.18	1,944.00	-						1,846.80	-	-	-	-	-	1,846.80	97.20	95%
JHL Constructors, Inc.	Utilities		WO 15	General Liability Insurance 1%		-	30902.340.01.71.18	28,282.00	-						26,867.90	-	-	-	-	-	26,867.90	1,414.10	95%
JHL Constructors, Inc.	Utilities		WO 15	General Liability Insurance 1%		-	30902.334.01.71.18	25,913.00	-						24,617.35	-	-	-	-	-	24,617.35	1,295.65	95%
JHL Constructors, Inc.	Utilities		WO 15	Performance & Payment Bond 1%		-	30902.231.01.71.19	3,921.00	-						3,724.95	-	-	-	-	-	3,724.95	196.05	95%
JHL Constructors, Inc.	Utilities		WO 15	Performance & Payment Bond 1%		-	30902.531.01.71.19	10,807.00	-						10,266.65	-	-	-	-	-	10,266.65	540.35	95%
JHL Constructors, Inc.	Utilities		WO 15	Performance & Payment Bond 1%		-	30902.913.01.71.19	6,277.00		-					-	5,963.15	-	-	-	-	5,963.15	313.85	95%
JHL Constructors, Inc.	Utilities		WO 15	Performance & Payment Bond 1%		-	30902.350.01.71.19	13,625.00	-						12,943.74	-	-	-	-	-	12,943.74	681.26	95%
JHL Constructors, Inc.	Utilities		WO 15	Performance & Payment Bond 1%		-	30902.250.01.71.19	1,964.00	-						1,865.80	-	-	-	-	-	1,865.80	98.20	95%
JHL Constructors, Inc.	Utilities		WO 15	Performance & Payment Bond 1%		-	30902.340.01.71.19	28,564.00	-						27,135.80	-	-	-	-	-	27,135.80	1,428.20	95%
JHL Constructors, Inc.	Utilities		WO 15	Performance & Payment Bond 1%		-	30902.334.01.71.19	26,172.00	-						24,863.40	-	-	-	-	-	24,863.40	1,308.60	95%
				Prairie Water Pipeline Installation		**364,019.36**		**4,920,939.00**	**-**	**-**	**364,019.36**	**-**	**-**	**-**	**-**	**-**	**1,173,604.11**	**-**	**-**	**-**	**1,537,623.47**	**3,383,315.53**	**31%**
JHL Constructors, Inc.	Utilities		WO 16	General Conditions	Pay App 3	27,738.47	30903.214.01.71.17	357,332.00			27,738.47				-	-	80,110.39	-	-	-	107,848.86	249,483.14	30%
JHL Constructors, Inc.	Utilities		WO 16	Survey & Site Layout		-	30903.214.01.71.13	24,150.00			-				-	-	-	-	-	-	-	24,150.00	0%
JHL Constructors, Inc.	Utilities		WO 16	Groundwater Dewatering Allowance		-	30903.214.33.14.00	581,959.00			-				-	-	-	-	-	-	-	581,959.00	0%
JHL Constructors, Inc.	Utilities		WO 16	Buy Construction Water for Hydrostatic Te		-	30903.214.33.14.00	5,000.00			-				-	-	-	-	-	-	-	5,000.00	0%
JHL Constructors, Inc.	Utilities		WO 16	Water Utilities	Pay App 3	336,280.89	30903.214.33.14.00	3,510,244.00			336,280.89				-	-	995,323.57	-	-	-	1,331,604.46	2,178,639.54	38%
JHL Constructors, Inc.	Utilities		WO 16	Existing Conditions Survey		-	30903.214.33.14.00	9,600.00			-				-	-	6,056.25	-	-	-	6,056.25	3,543.75	63%
JHL Constructors, Inc.	Utilities		WO 16	Repair of Interior Pipe Concrete Lining		-	30903.214.33.14.00	41,500.00			-				-	-	-	-	-	-	-	41,500.00	0%
JHL Constructors, Inc.	Utilities		WO 16	Add Additional Manway for Safe Pipe Acc		-	30903.214.33.14.00	25,000.00			-				-	-	-	-	-	-	-	25,000.00	0%
JHL Constructors, Inc.	Utilities		WO 16	Drain Hydrostatic Testing Water		-	30903.214.33.14.00	10,000.00			-				-	-	-	-	-	-	-	10,000.00	0%
JHL Constructors, Inc.	Utilities		WO 16	Frost Protection of Trench		-	30903.214.33.14.00	15,000.00			-				-	-	-	-	-	-	-	15,000.00	0%
JHL Constructors, Inc.	Utilities		WO 16	3rd Party Testing		-	30903.214.01.71.15	31,495.00			-				-	-	-	-	-	-	-	31,495.00	0%
JHL Constructors, Inc.	Utilities		WO 16	General Liability Insurance		-	30903.214.01.71.18	48,240.00			-				-	-	45,828.00	-	-	-	45,828.00	2,412.00	95%
JHL Constructors, Inc.	Utilities		WO 16	Builders Contingency		-	30903.214.01.71.16	212,697.00			-				-	-	-	-	-	-	-	212,697.00	0%
JHL Constructors, Inc.	Utilities		WO 16	Payment & Performance Bond		-	30903.214.01.71.19	48,722.00			-				-	-	46,285.90	-	-	-	46,285.90	2,436.10	95%
				Flowfill ECCV Waterline		**-**		**160,120.00**	**-**	**-**	**-**	**-**	**-**	**-**	**92,869.60**	**-**	**67,250.40**	**-**	**-**	**-**	**160,120.00**	**-**	**100%**
JHL Constructors, Inc.	Utilities		WO 17	General Conditions		-	30902.241.01.71.17	6,743.66	-						6,743.66	-	-	-	-	-	6,743.66	-	100%
JHL Constructors, Inc.	Utilities		WO 17	General Conditions - ARTA 42%		-	30903.241.01.71.17	4,883.34			-				-	-	4,883.34	-	-	-	4,883.34	-	100%
JHL Constructors, Inc.	Utilities		WO 17	General Liability Insurance		-	30902.241.01.71.18	910.60	-						910.60	-	-	-	-	-	910.60	-	100%
JHL Constructors, Inc.	Utilities		WO 17	General Liability Insurance - ARTA 42%		-	30903.241.01.71.18	659.40			-				-	-	659.40	-	-	-	659.40	-	100%
JHL Constructors, Inc.	Utilities		WO 17	Performance & Payment Bond		-	30902.241.01.71.19	919.30	-						919.30	-	-	-	-	-	919.30	-	100%
JHL Constructors, Inc.	Utilities		WO 17	Performance & Payment Bond - ARTA 42		-	30903.241.01.71.19	665.70			-				-	-	665.70	-	-	-	665.70	-	100%
JHL Constructors, Inc.	Utilities		WO 17	3rd Party Testing		-	30902.241.01.71.15	2,455.14	-						2,455.14	-	-	-	-	-	2,455.14	-	100%
JHL Constructors, Inc.	Utilities		WO 17	3rd Party Testing - ARTA 42%		-	30903.241.01.71.15	1,777.86			-				-	-	1,777.86	-	-	-	1,777.86	-	100%
JHL Constructors, Inc.	Utilities		WO 17	Water UtilityTransmission & Distribution		-	30902.241.33.14.00	81,840.90	-						81,840.90	-	-	-	-	-	81,840.90	-	100%
JHL Constructors, Inc.	Utilities		WO 17	Water UtilityTransmission & Distribution -		-	30903.241.33.14.00	59,264.10			-				-	-	59,264.10	-	-	-	59,264.10	-	100%
				16 Inch Waterline Relocation		**1,043,425.81**		**3,037,813.00**	**-**	**-**	**1,043,425.81**	**-**	**-**	**-**	**-**	**-**	**679,602.08**	**-**	**-**	**-**	**1,723,027.89**	**1,314,785.11**	**57%**
JHL Constructors, Inc.	Utilities		WO 18	General Conditions	Pay App 3	77,290.80	30903.214.01.71.17	220,589.00			77,290.80				-	-	46,128.73	-	-	-	123,419.53	97,169.47	56%
JHL Constructors, Inc.	Utilities		WO 18	Construction Surveyin	Pay App 3	3,009.60	30903.214.01.71.14	17,460.00			3,009.60				-	-	2,205.90	-	-	-	5,215.50	12,244.50	30%
JHL Constructors, Inc.	Utilities		WO 18	Erosion Control		-	30903.214.31.25.00	36,535.00			-				-	-	22,324.53	-	-	-	22,324.53	14,210.47	61%
JHL Constructors, Inc.	Utilities		WO 18	Water Utilities	Pay App 3	963,125.41	30903.214.33.10.00	2,537,661.00			963,125.41				-	-	549,618.54	-	-	-	1,512,743.95	1,024,917.05	60%
JHL Constructors, Inc.	Utilities		WO 18	Traffic Control / Signage		-	30903.214.32.33.00	12,200.00			-				-	-	2,460.23	-	-	-	2,460.23	9,739.77	20%
JHL Constructors, Inc.	Utilities		WO 18	3rd Party Testing		-	30903.214.01.71.15	22,208.00			-				-	-	-	-	-	-	-	22,208.00	0%
JHL Constructors, Inc.	Utilities		WO 18	General Liability Insurance		-	30903.214.01.71.18	29,780.00			-				-	-	28,291.00	-	-	-	28,291.00	1,489.00	95%
JHL Constructors, Inc.	Utilities		WO 18	Builders Contingency		-	30903.214.01.71.16	131,303.00			-				-	-	-	-	-	-	-	131,303.00	0%
JHL Constructors, Inc.	Utilities		WO 18	Performance & Payment Bond		-	30903.214.01.71.19	30,077.00			-				-	-	28,573.15	-	-	-	28,573.15	1,503.85	95%
				Pulte/Richmond Landscaping + Gas Lir		**710,566.55**		**3,163,645.40**	**142,755.18**	**567,811.37**	**-**	**-**	**-**	**-**	**117,401.94**	**476,751.89**	**-**	**-**	**-**	**-**	**1,304,720.38**	**1,858,925.02**	**41%**
JHL Constructors, Inc.	Utilities		WO 19	General Conditions	Pay App 3	15,297.35	30902.901.01.71.17	79,584.04		15,297.35					-	11,576.62	-	-	-	-	26,873.97	52,710.07	34%
JHL Constructors, Inc.	Utilities		WO 19	General Conditions	Pay App 3	6,993.20	30902.904.01.71.17	18,199.00		6,993.20					-	1,134.56	-	-	-	-	8,127.76	10,071.24	45%
JHL Constructors, Inc.	Utilities		WO 19	General Conditions	Pay App 3	19,769.55	30902.905.01.71.17	72,500.21		19,769.55					-	14,171.79	-	-	-	-	33,941.34	38,558.87	47%
JHL Constructors, Inc.	Utilities		WO 19	General Conditions	Pay App 3	10,574.46	30902.548.01.71.17	54,348.75	10,574.46						7,600.02	-	-	-	-	-	18,174.48	36,174.27	33%

DocuSign Envelope ID: 06910FDA-BAAC-4373-AFEA-CC6FE014DA58

Aerotropolis Area Coordinating Metropolitan District (AACMD)

10/20/2022

Total Draw Request 052		9,565,422.90
TAH CAB/Spine Costs Amount	$	6,198,692.98
AH In-Tract Costs Amount	$	736,418.73
AF ARTA Costs Amount	$	2,544,188.01
AF ATEC Spine Costs Amount	$	4,063.50
ATEC In-Tract Costs Amount	$	-
Developer Amount	$	82,059.68
Draw Request 1-51	$	157,556,497.55

TAH CAB/Spine Costs Previous	AH In-Tract Costs Previous	AF ARTA Costs Previous	AF ATEC Spine Costs Previous	ATEC In-Tract Costs Previous	Developer Previous	
995,196.68	34,144.60	(905,113.13)	(99,085.49)	-	(25,142.65)	Variance
113,908,417.00	3,108,631.81	36,444,743.07	3,071,693.15	-	1,023,012.52	DRAW 51

Name	Discipline /Description	Auth No.	Task Order No.	Segment	Invoice #	Invoice $	Coding	Authorized MSA/Task Order Amount	TAH CAB/Spine Costs	AH In-Tract Costs	AF ARTA Costs	AF ATEC Spine Costs	ATEC In-Tract Costs	Developer Current	TAH CAB/Spine Costs Previous	AH In-Tract Costs Previous	AF ARTA Costs Previous	AF ATEC Spine Costs Previous	ATEC In-Tract Costs Previous	Developer Previous	Total Current and Previous	Remaining Amount	% Comp.
TOTAL DESIGN & CONSTRUCTION						$ 9,565,422.90		$ 228,060,907.62	$ 6,198,692.98	$ 736,418.73	$ 2,544,188.01	$ 4,063.50	$ -	$ 82,059.68	$ 112,913,220.33	$ 3,074,487.21	$ 37,349,856.20	$ 3,170,778.64	$ -	$ 1,048,155.17	$ 167,121,920.45	$ 60,938,987.16	
JHL Constructors, Inc.	Utilities		WO 19	Survey	Pay App 3	523.69	30902.901.00.00.20	7,875.00		523.69					-	1,870.31	-	-	-	-	2,394.00	5,481.00	30%
JHL Constructors, Inc.	Utilities		WO 19	Survey		-	30902.904.00.00.20	3,150.00		-					-	748.12	-	-	-	-	748.12	2,401.88	24%
JHL Constructors, Inc.	Utilities		WO 19	Survey		-	30902.905.00.00.20	9,450.00		-					-	2,693.25	-	-	-	-	2,693.25	6,756.75	29%
JHL Constructors, Inc.	Utilities		WO 19	Survey	Pay App 3	1,496.25	30902.548.00.00.20	6,300.00	1,496.25						1,538.98	-	-	-	-	-	3,035.23	3,264.77	48%
JHL Constructors, Inc.	Utilities		WO 19	Conc Walks / Curbs / (	Pay App 3	55,776.45	30902.901.32.16.00	152,430.00		55,776.45					-	48,108.00	-	-	-	-	103,884.45	48,545.55	68%
JHL Constructors, Inc.	Utilities		WO 19	Conc Walks / Curbs / (	Pay App 3	28,262.69	30902.904.32.16.00	41,103.00		28,262.69					-	-	-	-	-	-	28,262.69	12,840.31	69%
JHL Constructors, Inc.	Utilities		WO 19	Conc Walks / Curbs / (	Pay App 3	7,285.33	30902.905.32.16.00	101,733.00		7,285.33					-	79,211.46	-	-	-	-	86,496.79	15,236.21	85%
JHL Constructors, Inc.	Utilities		WO 19	Conc Walks / Curbs / (	Pay App 3	18,193.07	30902.548.32.16.00	106,761.00	18,193.07						75,984.51	-	-	-	-	-	94,177.58	12,583.42	88%
JHL Constructors, Inc.	Utilities		WO 19	Site Furnishings		-	30902.901.32.33.00	29,223.80		-					-	-	-	-	-	-	-	29,223.80	0%
JHL Constructors, Inc.	Utilities		WO 19	Site Furnishings		-	30902.904.32.33.00	-		-					-	-	-	-	-	-	-	-	0%
JHL Constructors, Inc.	Utilities		WO 19	Site Furnishings		-	30902.905.32.33.00	50,880.00		-					-	-	-	-	-	-	-	50,880.00	0%
JHL Constructors, Inc.	Utilities		WO 19	Site Furnishings		-	30902.548.32.33.00	29,223.80	-						-	-	-	-	-	-	-	29,223.80	0%
JHL Constructors, Inc.	Utilities		WO 19	Irrigation Systems	Pay App 3	33,102.19	30902.901.32.80.00	150,572.00		33,102.19					-	74,218.46	-	-	-	-	107,320.65	43,251.35	71%
JHL Constructors, Inc.	Utilities		WO 19	Irrigation Systems	Pay App 3	15,598.19	30902.904.32.80.00	36,487.00		15,598.19					-	5,199.40	-	-	-	-	20,797.59	15,689.41	57%
COA	Utilities			Water Transmission Dev Fee		-	30902.904.32.80.00	71,975.80		-					-	71,975.80	-	-	-	-	71,975.80	-	100%
JHL Constructors, Inc.	Utilities		WO 19	Irrigation Systems	Pay App 3	8,314.30	30902.905.32.80.00	175,038.00		8,314.30					-	91,419.35	-	-	-	-	99,733.65	75,304.35	57%
JHL Constructors, Inc.	Utilities		WO 19	Irrigation Systems	Pay App 3	51,395.00	30902.548.32.80.00	135,250.00	51,395.00						12,848.75	-	-	-	-	-	64,243.75	71,006.25	48%
JHL Constructors, Inc.	Utilities		WO 19	Landscaping	Pay App 3	101,814.56	30902.901.32.90.00	576,906.00		101,814.56					-	15,507.00	-	-	-	-	117,321.56	459,584.44	20%
JHL Constructors, Inc.	Utilities		WO 19	Landscaping	Pay App 3	43,554.12	30902.904.32.90.00	131,181.00		43,554.12					-	-	-	-	-	-	43,554.12	87,626.88	33%
JHL Constructors, Inc.	Utilities		WO 19	Landscaping	Pay App 3	231,519.75	30902.905.32.90.00	505,392.00		231,519.75					-	-	-	-	-	-	231,519.75	273,872.25	46%
JHL Constructors, Inc.	Utilities		WO 19	Landscaping	Pay App 3	61,096.40	30902.548.32.90.00	385,690.00	61,096.40						-	-	-	-	-	-	61,096.40	324,593.60	16%
JHL Constructors, Inc.	Utilities		WO 19	Dry Utility Sleeving		-	30902.901.33.70.00	5,715.00		-					-	5,429.25	-	-	-	-	5,429.25	285.75	95%
JHL Constructors, Inc.	Utilities		WO 19	Dry Utility Sleeving		-	30902.904.33.70.00	5,715.00		-					-	5,429.25	-	-	-	-	5,429.25	285.75	95%
JHL Constructors, Inc.	Utilities		WO 19	Dry Utility Sleeving		-	30902.905.33.70.00	5,715.00		-					-	5,429.25	-	-	-	-	5,429.25	285.75	95%
JHL Constructors, Inc.	Utilities		WO 19	Dry Utility Sleeving		-	30902.548.33.70.00	5,715.00	-						5,429.25	-	-	-	-	-	5,429.25	285.75	95%
JHL Constructors, Inc.	Utilities		WO 19	3rd Party Testing		-	30902.901.01.71.15	8,264.00		-					-	-	-	-	-	-	-	8,264.00	0%
JHL Constructors, Inc.	Utilities		WO 19	3rd Party Testing		-	30902.904.01.71.15	4,735.00		-					-	-	-	-	-	-	-	4,735.00	0%
JHL Constructors, Inc.	Utilities		WO 19	3rd Party Testing		-	30902.905.01.71.15	8,264.00		-					-	-	-	-	-	-	-	8,264.00	0%
JHL Constructors, Inc.	Utilities		WO 19	3rd Party Testing		-	30902.548.01.71.15	8,264.00	-						-	-	-	-	-	-	-	8,264.00	0%
JHL Constructors, Inc.	Utilities		WO 19	General Liability Insurance		-	30902.901.01.71.18	10,685.36		-					-	9,590.59	-	-	-	-	9,590.59	1,094.77	90%
JHL Constructors, Inc.	Utilities		WO 19	General Liability Insurance		-	30902.904.01.71.18	2,457.00		-					-	2,334.15	-	-	-	-	2,334.15	122.85	95%
JHL Constructors, Inc.	Utilities		WO 19	General Liability Insurance		-	30902.905.01.71.18	9,776.28		-					-	9,287.47	-	-	-	-	9,287.47	488.81	95%
JHL Constructors, Inc.	Utilities		WO 19	General Liability Insurance		-	30902.548.01.71.18	7,332.36	-						6,965.74	-	-	-	-	-	6,965.74	366.62	95%
JHL Constructors, Inc.	Utilities		WO 19	Builders Contingency		-	30902.901.01.71.16	33,736.00		-					-	-	-	-	-	-	-	33,736.00	0%
JHL Constructors, Inc.	Utilities		WO 19	Builders Contingency		-	30902.904.01.71.16	10,833.00		-					-	-	-	-	-	-	-	10,833.00	0%
JHL Constructors, Inc.	Utilities		WO 19	Builders Contingency		-	30902.905.01.71.16	42,538.00		-					-	-	-	-	-	-	-	42,538.00	0%
JHL Constructors, Inc.	Utilities		WO 19	Builders Contingency		-	30902.548.01.71.16	32,113.00	-						-	-	-	-	-	-	-	32,113.00	0%
JHL Constructors, Inc.	Utilities		WO 19	Payment & Performance Bond		-	30902.901.01.71.19	10,776.89		-					-	9,683.25	-	-	-	-	9,683.25	1,093.64	90%
JHL Constructors, Inc.	Utilities		WO 19	Payment & Performance Bond		-	30902.904.01.71.19	2,481.00		-					-	2,356.95	-	-	-	-	2,356.95	124.05	95%
JHL Constructors, Inc.	Utilities		WO 19	Payment & Performance Bond		-	30902.905.01.71.19	9,871.17		-					-	9,377.61	-	-	-	-	9,377.61	493.56	95%
JHL Constructors, Inc.	Utilities		WO 19	Payment & Performance Bond		-	30902.548.01.71.19	7,404.94	-						7,034.69	-	-	-	-	-	7,034.69	370.25	95%
				COA Landscaping		**786,045.64**		**2,812,840.28**	**587,502.21**	**-**	**198,543.43**	**-**	**-**	**-**	**1,582,112.18**	**444,682.46**	**-**	**-**	**-**	**-**	**2,812,840.28**	**-**	**100%**
COA	Utilities			water Filing 10 - End of N Buchanan Ct.		-	30902.548.32.80.00	81,044.80	-						81,044.80	-	-	-	-	-	81,044.80	-	100%
COA	Utilities			front Drive Tree Lawn from Matin St. to		-	30902.350.32.80.00	350,629.24	-						350,629.24	-	-	-	-	-	350,629.24	-	100%
COA	Utilities			ewater Filing 10 - End of N Flat Rock Ct.	To Correct Draw	(198,543.43)	30902.241.32.80.00	274,179.03	(198,543.43)						472,722.46	-	-	-	-	-	274,179.03	-	100%
COA	Utilities			10 - End of N Flat Rock Ct. - ARTA 42%	To Correct Draw	198,543.43	30903.241.32.80.00	198,543.43			198,543.43				-	-	-	-	-	-	198,543.43	-	100%
COA	Utilities			ewater Filing 10 - End of N Flat Rock Ct.		-	30902.910.32.80.00	118,180.62		-					-	118,180.62	-	-	-	-	118,180.62	-	100%
COA	Utilities			ater Filing 10 - E 35th Ave. towards F16		-	30902.350.32.80.00	639,873.40	-						639,873.40	-	-	-	-	-	639,873.40	-	100%
COA	Utilities			Filing 8		-	30902.908.32.80.00	326,501.84		-					-	326,501.84	-	-	-	-	326,501.84	-	100%
COA	Utilities			Filing 3	686365	786,045.64	30902.531.32.80.00	786,045.64	786,045.64						-	-	-	-	-	-	786,045.64	-	100%
COA	Utilities			Filing 3 / 1" Irrigation Meter		-	30902.340.32.80.00	37,842.28	-						37,842.28	-	-	-	-	-	37,842.28	-	100%
				Brightview Landscapes		**368,137.52**		**4,043,493.00**	**368,137.52**	**-**	**-**	**-**	**-**	**-**	**1,379,871.42**	**-**	**361,675.44**	**-**	**-**	**-**	**2,109,684.38**	**1,933,808.62**	**52%**
JHL Constructors, Inc.	Utilities		WO 20	General Conditions	Pay App 3	8,886.87	30902.220.01.71.17	83,241.00	8,886.87						24,668.27	-	-	-	-	-	33,555.14	49,685.86	40%
JHL Constructors, Inc.	Utilities		WO 20	General Conditions	Pay App 3	13,210.88	30902.250.01.71.17	46,920.00	13,210.88						21,020.06	-	-	-	-	-	34,230.94	12,689.06	73%
JHL Constructors, Inc.	Utilities		WO 20	General Conditions	Pay App 3	5,171.70	30902.230.01.71.17	20,714.00	5,171.70						15,364.83	-	-	-	-	-	20,536.53	177.47	99%
JHL Constructors, Inc.	Utilities		WO 20	General Conditions		-	30902.241.01.71.17	41,613.26	-						36,160.93	-	-	-	-	-	36,160.93	5,452.33	87%
JHL Constructors, Inc.	Utilities		WO 20	General Conditions - ARTA 42%		-	30903.241.01.71.17	30,133.74			-				-	-	26,185.51	-	-	-	26,185.51	3,948.23	87%
JHL Constructors, Inc.	Utilities		WO 20	Construction Surveying		-	30902.220.01.71.14	6,371.00	-						-	-	-	-	-	-	-	6,371.00	0%
JHL Constructors, Inc.	Utilities		WO 20	Construction Surveying		-	30902.250.01.71.14	3,520.00	-						-	-	-	-	-	-	-	3,520.00	0%
JHL Constructors, Inc.	Utilities		WO 20	Construction Surveying		-	30902.230.01.71.14	1,574.00	-						-	-	-	-	-	-	-	1,574.00	0%
JHL Constructors, Inc.	Utilities		WO 20	Construction Surveying		-	30902.241.01.71.14	3,222.48	-						-	-	-	-	-	-	-	3,222.48	0%
JHL Constructors, Inc.	Utilities		WO 20	Construction Surveying - ARTA 42%		-	30903.241.01.71.14	2,333.52			-				-	-	-	-	-	-	-	2,333.52	0%
JHL Constructors, Inc.	Utilities		WO 20	Hardscapes		-	30902.220.60.14.00	142,513.00	-						-	-	-	-	-	-	-	142,513.00	0%
JHL Constructors, Inc.	Utilities		WO 20	Hardscapes		-	30902.241.60.14.00	117,984.76	-						-	-	-	-	-	-	-	117,984.76	0%
JHL Constructors, Inc.	Utilities		WO 20	Hardscapes - ARTA 42%		-	30903.241.60.14.00	85,437.24			-				-	-	-	-	-	-	-	85,437.24	0%
JHL Constructors, Inc.	Utilities		WO 20	Site Furnishings		-	30902.220.32.33.00	31,360.00	-						-	-	-	-	-	-	-	31,360.00	0%
JHL Constructors, Inc.	Utilities		WO 20	Site Furnishings		-	30902.250.32.33.00	4,480.00	-						-	-	-	-	-	-	-	4,480.00	0%
JHL Constructors, Inc.	Utilities		WO 20	Site Furnishings		-	30902.241.32.33.00	15,810.80	-						-	-	-	-	-	-	-	15,810.80	0%
JHL Constructors, Inc.	Utilities		WO 20	Site Furnishings - ARTA 42%		-	30903.241.32.33.00	11,449.20			-				-	-	-	-	-	-	-	11,449.20	0%
JHL Constructors, Inc.	Utilities		WO 20	Monumentation		-	30902.220.60.32.00	(11,171.00)	-						(10,612.45)	-	-	-	-	-	(10,612.45)	(558.55)	95%
JHL Constructors, Inc.	Utilities		WO 20	Monumentation		-	30902.250.60.32.00	(2,984.00)	-						(2,834.80)	-	-	-	-	-	(2,834.80)	(149.20)	95%
JHL Constructors, Inc.	Utilities		WO 20	Irrigation	Pay App 3	6,583.50	30902.220.32.80.00	399,167.00	6,583.50						179,629.32	-	-	-	-	-	186,212.82	212,954.18	47%
JHL Constructors, Inc.	Utilities		WO 20	Irrigation	Pay App 3	11,405.98	30902.250.32.80.00	254,126.00	11,405.98						177,739.77	-	-	-	-	-	189,145.75	64,980.25	74%
JHL Constructors, Inc.	Utilities		WO 20	Irrigation	Pay App 3	21,749.30	30902.230.32.80.00	102,940.00	21,749.30						63,369.75	-	-	-	-	-	85,119.05	17,820.95	83%
JHL Constructors, Inc.	Utilities		WO 20	Irrigation		-	30902.241.32.80.00	56,168.94	-						41,134.14	-	-	-	-	-	41,134.14	15,034.80	73%
JHL Constructors, Inc.	Utilities		WO 20	Irrigation - ARTA 42%		-	30903.241.32.80.00	40,674.06			-				-	-	29,786.79	-	-	-	29,786.79	10,887.27	73%
JHL Constructors, Inc.	Utilities		WO 20	Landscaping	Pay App 3	104,502.38	30902.220.32.90.00	738,478.00	104,502.38						144,208.10	-	-	-	-	-	248,710.48	489,767.52	34%
JHL Constructors, Inc.	Utilities		WO 20	Landscaping	Pay App 3	153,730.04	30902.250.32.90.00	462,346.00	153,730.04						87,845.75	-	-	-	-	-	241,575.79	220,770.21	52%
JHL Constructors, Inc.	Utilities		WO 20	Landscaping	Pay App 3	42,896.87	30902.230.32.90.00	225,773.00	42,896.87						128,690.61	-	-	-	-	-	171,587.48	54,185.52	76%
JHL Constructors, Inc.	Utilities		WO 20	Landscaping		-	30902.241.32.90.00	476,983.30	-						408,052.03	-	-	-	-	-	408,052.03	68,931.27	86%
JHL Constructors, Inc.	Utilities		WO 20	Landscaping - ARTA 42%		-	30903.241.32.90.00	345,401.70			-				-	-	295,485.95	-	-	-	295,485.95	49,915.75	86%
JHL Constructors, Inc.	Utilities		WO 20	Concrete Repairs (Allowance)		-	30902.220.32.90.00	10,000.00	-						-	-	-	-	-	-	-	10,000.00	0%
JHL Constructors, Inc.	Utilities		WO 20	Concrete Repairs (Allowance)		-	30902.250.32.90.00	10,000.00	-						-	-	-	-	-	-	-	10,000.00	0%
JHL Constructors, Inc.	Utilities		WO 20	Concrete Repairs (Allowance)		-	30902.241.32.90.00	2,900.00	-						-	-	-	-	-	-	-	2,900.00	0%
JHL Constructors, Inc.	Utilities		WO 20	Concrete Repairs (Allowance) - ARTA 42%		-	30903.241.32.90.00	2,100.00			-				-	-	-	-	-	-	-	2,100.00	0%
JHL Constructors, Inc.	Utilities		WO 20	Erosion Control (Allowance)		-	30902.220.32.90.00	10,000.00	-						-	-	-	-	-	-	-	10,000.00	0%
JHL Constructors, Inc.	Utilities		WO 20	Erosion Control (Allowance)		-	30902.250.32.90.00	10,000.00	-						-	-	-	-	-	-	-	10,000.00	0%
JHL Constructors, Inc.	Utilities		WO 20	Erosion Control (Allowance)		-	30902.241.32.90.00	2,900.00	-						-	-	-	-	-	-	-	2,900.00	0%
JHL Constructors, Inc.	Utilities		WO 20	Erosion Control (Allowance) - ARTA 42%		-	30903.241.32.90.00	2,100.00			-				-	-	-	-	-	-	-	2,100.00	0%
JHL Constructors, Inc.	Utilities		WO 20	Traffic Control (Allowance)		-	30902.220.32.90.00	12,000.00	-						-	-	-	-	-	-	-	12,000.00	0%
JHL Constructors, Inc.	Utilities		WO 20	Traffic Control (Allowance)		-	30902.250.32.90.00	12,000.00	-						-	-	-	-	-	-	-	12,000.00	0%
JHL Constructors, Inc.	Utilities		WO 20	Traffic Control (Allowance)		-	30902.230.32.90.00	6,000.00	-						-	-	-	-	-	-	-	6,000.00	0%
JHL Constructors, Inc.	Utilities		WO 20	Traffic Control (Allowance)		-	30902.241.32.90.00	3,480.00	-						-	-	-	-	-	-	-	3,480.00	0%
JHL Constructors, Inc.	Utilities		WO 20	Traffic Control (Allowance) - ARTA 42%		-	30903.241.32.90.00	2,520.00			-				-	-	-	-	-	-	-	2,520.00	0%
JHL Constructors, Inc.	Utilities		WO 20	General Liability Insurance		-	30902.220.01.71.18	14,805.00	-						14,064.75	-	-	-	-	-	14,064.75	740.25	95%
JHL Constructors, Inc.	Utilities		WO 20	General Liability Insurance		-	30902.250.01.71.18	8,354.00	-						7,936.30	-	-	-	-	-	7,936.30	417.70	95%
JHL Constructors, Inc.	Utilities		WO 20	General Liability Insurance		-	30902.230.01.71.18	3,725.00	-						3,538.75	-	-	-	-	-	3,538.75	186.25	95%
JHL Constructors, Inc.	Utilities		WO 20	General Liability Insurance		-	30902.241.01.71.18	7,389.78	-						7,020.29	-	-	-	-	-	7,020.29	369.49	95%
JHL Constructors, Inc.	Utilities		WO 20	General Liability Insurance - ARTA 42%		-	30903.241.01.71.18	5,351.22			-				-	-	5,083.66	-	-	-	5,083.66	267.56	95%
JHL Constructors, Inc.	Utilities		WO 20	Builders Contingency		-	30902.220.01.71.16	64,030.00	-						-	-	-	-	-	-	-	64,030.00	0%
JHL Constructors, Inc.	Utilities		WO 20	Builders Contingency		-	30902.250.01.71.16	35,374.00	-						-	-	-	-	-	-	-	35,374.00	0%
JHL Constructors, Inc.	Utilities		WO 20	Builders Contingency		-	30902.230.01.71.16	15,814.00	-						-	-	-	-	-	-	-	15,814.00	0%
JHL Constructors, Inc.	Utilities		WO 20	Builders Contingency		-	30902.241.01.71.16	15,114.80	-						-	-	-	-	-	-	-	15,114.80	0%
JHL Constructors, Inc.	Utilities		WO 20	Builders Contingency - ARTA 42%		-	30903.241.01.71.16	10,945.20			-				-	-	-	-	-	-	-	10,945.20	0%
JHL Constructors, Inc.	Utilities		WO 20	Performance & Payment Bond		-	30902.220.01.71.19	14,948.00	-						14,200.60	-	-	-	-	-	14,200.60	747.40	95%
JHL Constructors, Inc.	Utilities		WO 20	Performance & Payment Bond		-	30902.250.01.71.19	8,435.00	-						8,013.25	-	-	-	-	-	8,013.25	421.75	95%
JHL Constructors, Inc.	Utilities		WO 20	Performance & Payment Bond		-	30902.230.01.71.19	3,760.00	-						3,572.00	-	-	-	-	-	3,572.00	188.00	95%
JHL Constructors, Inc.	Utilities		WO 20	Performance & Payment Bond		-	30902.241.01.71.19	7,462.28	-						7,089.17	-	-	-	-	-	7,089.17	373.11	95%
JHL Constructors, Inc.	Utilities		WO 20	Performance & Payment Bond - ARTA 42		-	30903.241.01.71.19	5,403.72			-				-	-	5,133.53	-	-	-	5,133.53	270.19	95%
				Interior Monuments Phase 1		**243,639.46**		**4,391,989.00**	**243,639.46**	**-**	**-**	**-**	**-**	**-**	**-**	**-**	**-**	**-**	**-**	**-**	**243,639.46**	**4,148,349.54**	**6%**
JHL Constructors, Inc.	Utilities		WO 21	Construction Surveyin	Pay App 1	2,375.00	30902.204.01.71.14	75,094.00	2,375.00						-	-	-	-	-	-	2,375.00	72,719.00	3%
JHL Constructors, Inc.	Utilities		WO 21	3rd Party Testing		-	30902.204.01.71.15	39,500.00	-						-	-	-	-	-	-	-	39,500.00	0%
JHL Constructors, Inc.	Utilities		WO 21	Site Furnishings	Pay App 1	141,005.04	30902.204.32.33.00	3,682,099.00	141,005.04						-	-	-	-	-	-	141,005.04	3,541,093.96	4%
JHL Constructors, Inc.	Utilities		WO 21	Contruction Contingency 5%		-	30902.204.01.71.16	189,835.00	-						-	-	-	-	-	-	-	189,835.00	0%
JHL Constructors, Inc.	Utilities		WO 21	General Conditions 8%	Pay App 1	18,047.37	30902.204.01.71.17	318,922.00	18,047.37						-	-	-	-	-	-	18,047.37	300,874.63	6%
JHL Constructors, Inc.	Utilities		WO 21	General Liability Insur	Pay App 1	40,901.30	30902.204.01.71.18	43,054.00	40,901.30						-	-	-	-	-	-	40,901.30	2,152.70	95%
JHL Constructors, Inc.	Utilities		WO 21	Performance & Payme	Pay App 1	41,310.75	30902.204.01.71.19	43,485.00	41,310.75						-	-	-	-	-	-	41,310.75	2,174.25	95%
				Filing 9 - Wet Utilities		**209,709.44**		**2,805,235.00**	**209,709.44**	**-**	**-**	**-**	**-**	**-**	**901,936.37**	**-**	**-**	**-**	**-**	**-**	**1,111,645.81**	**1,693,589.19**	**40%**
JHL Constructors, Inc.	Utilities		WO 22	Water Utilities (Secure	Pay App 2	14,294.68	30902.330.33.10.00	269,788.00	14,294.68						2,315.10	-	-	-	-	-	16,609.78	253,178.22	6%
JHL Constructors, Inc.	Utilities		WO 22	Sanitary	Pay App 2	(2,308.37)	30902.330.33.30.00	88,691.00	(2,308.37)						78,377.85	-	-	-	-	-	76,069.48	12,621.52	86%
JHL Constructors, Inc.	Utilities		WO 22	Water Utilities	Pay App 2	(182,068.70)	30902.330.33.10.00	699,061.00	(182,068.70)						617,775.50	-	-	-	-	-	435,706.80	263,354.20	62%
JHL Constructors, Inc.	Utilities		WO 22	Storm Water	Pay App 2	105,168.23	30902.330.33.40.00	805,746.00	105,168.23						-	-	-	-	-	-	105,168.23	700,577.77	13%
JHL Constructors, Inc.	Utilities		WO 22	Contruction Contingency 5%		-	30902.330.01.71.16	46,582.00	-						-	-	-	-	-	-	-	46,582.00	0%
JHL Constructors, Inc.	Utilities		WO 22	General Conditions 8%	Pay App 2	(5,193.13)	30902.330.01.71.17	152,789.00	(5,193.13)						52,654.95	-	-	-	-	-	47,461.82	105,327.18	31%
JHL Constructors, Inc.	Utilities		WO 22	General Liability Insurance 1%		-	30902.330.01.71.18	20,627.00	-						19,595.65	-	-	-	-	-	19,595.65	1,031.35	95%
JHL Constructors, Inc.	Utilities		WO 22	Performance & Payment Bond 1%		-	30902.330.01.71.19	20,833.00	-						19,791.35	-	-	-	-	-	19,791.35	1,041.65	95%
JHL Constructors, Inc.	Utilities		WO 22	Sanitary		-	30902.334.33.30.00	54,085.00	-						47,796.40	-	-	-	-	-	47,796.40	6,288.60	88%
JHL Constructors, Inc.	Utilities		WO 22	Water Utilities	Pay App 2	259,089.56	30902.334.33.10.00	364,079.00	259,089.56						40,411.38	-	-	-	-	-	299,500.94	64,578.06	82%
JHL Constructors, Inc.	Utilities		WO 22	Storm Water		-	30902.334.33.40.00	202,706.00	-						-	-	-	-	-	-	-	202,706.00	0%
JHL Constructors, Inc.	Utilities		WO 22	Contruction Contingency 5%		-	30902.334.01.71.16	15,522.00	-						-	-	-	-	-	-	-	15,522.00	0%
JHL Constructors, Inc.	Utilities		WO 22	General Conditions 8%	Pay App 2	20,727.17	30902.334.01.71.17	50,911.00	20,727.17						10,093.94	-	-	-	-	-	30,821.11	20,089.89	61%
JHL Constructors, Inc.	Utilities		WO 22	General Liability Insurance 1%		-	30902.334.01.71.18	6,873.00	-						6,529.35	-	-	-	-	-	6,529.35	343.65	95%
JHL Constructors, Inc.	Utilities		WO 22	Performance & Payment Bond 1%		-	30902.334.01.71.19	6,942.00	-						6,594.90	-	-	-	-	-	6,594.90	347.10	95%
				Tributary W Drainage		**168,647.98**		**6,410,994.00**	**168,647.98**	**-**	**-**	**-**	**-**	**-**	**-**	**-**	**-**	**-**	**-**	**-**	**168,647.98**	**6,242,346.02**	**3%**
JHL Constructors, Inc.	Utilities		WO 23	Construction Surveyin	Pay App 1	855.00	30902.332.01.71.14	49,932.00	855.00						-	-	-	-	-	-	855.00	49,077.00	2%
JHL Constructors, Inc.	Utilities		WO 23	3rd Party Testing		-	30902.332.01.71.15	75,342.00	-						-	-	-	-	-	-	-	75,342.00	0%
JHL Constructors, Inc.	Utilities		WO 23	Stormwater Utilities	Pay App 1	35,294.64	30902.332.33.40.00	5,416,765.00	35,294.64						-	-	-	-	-	-	35,294.64	5,381,470.36	1%
JHL Constructors, Inc.	Utilities		WO 23	Contruction Contingency 5%		-	30902.332.01.71.16	277,102.00	-						-	-	-	-	-	-	-	277,102.00	0%
JHL Constructors, Inc.	Utilities		WO 23	General Conditions 8%	Pay App 1	12,492.44	30902.332.01.71.17	465,531.00	12,492.44						-	-	-	-	-	-	12,492.44	453,038.56	3%
JHL Constructors, Inc.	Utilities		WO 23	General Liability Insur	Pay App 1	59,704.65	30902.332.01.71.18	62,847.00	59,704.65						-	-	-	-	-	-	59,704.65	3,142.35	95%
JHL Constructors, Inc.	Utilities		WO 23	Performance & Payme	Pay App 1	60,301.25	30902.332.01.71.19	63,475.00	60,301.25						-	-	-	-	-	-	60,301.25	3,173.75	95%
				Erosion Control		**-**		**1,394,955.00**	**-**	**-**	**-**	**-**	**-**	**-**	**750,316.65**	**-**	**-**	**-**	**-**	**-**	**750,316.65**	**644,638.35**	**54%**
SRM	Erosion Control & Storm Management			Erosion Control		-	30902.101.31.25.00	1,394,955.00	-						750,316.65	-	-	-	-	-	750,316.65	644,638.35	54%
				Miscellaneous		**7,017.00**		**1,590,691.64**	**-**	**4,193.82**	**-**	**-**	**-**	**2,823.18**	**1,418,566.19**	**35,171.53**	**22,807.83**	**-**	**-**	**107,129.09**	**1,590,691.64**	**-**	**100%**
Diversified	Potholing		N/A	CIG		-	30902.270.02.30.00	12,532.50	-						12,532.50	-	-	-	-	-	12,532.50	-	100%
OxBlue	Camera		N/A	Site Monitoring		-	30902.155.27.05.11	192,291.66	-						192,291.66	-	-	-	-	-	192,291.66	-	100%
OxBlue	Camera		N/A	Site Monitoring - RAH	488483	2,205.15	30902.901.27.05.11	20,410.34		2,205.15					-	18,205.19	-	-	-	-	20,410.34	-	100%
OxBlue	Camera		N/A	Site Monitoring - RAH	488483	1,409.85	30900.901.27.05.11	22,212.66						1,409.85	-	-	-	-	-	20,802.81	22,212.66	-	100%
OxBlue	Camera		N/A	Site Monitoring - Pulte	488111	662.89	30902.904.27.05.11	6,360.08		662.89					-	5,697.19	-	-	-	-	6,360.08	-	100%
OxBlue	Camera		N/A	Site Monitoring - Pulte	488111	471.11	30900.904.27.05.11	13,803.92						471.11	-	-	-	-	-	13,332.81	13,803.92	-	100%
OxBlue	Camera		N/A	Site Monitoring - Bridg	488111	662.89	30902.910.27.05.11	5,911.78		662.89					-	5,248.89	-	-	-	-	5,911.78	-	100%
OxBlue	Camera		N/A	Site Monitoring - Bridg	488111	471.11	30900.910.27.05.11	5,428.22						471.11	-	-	-	-	-	4,957.11	5,428.22	-	100%
OxBlue	Camera		N/A	Site Monitoring - Tri Pt	488111	662.89	30902.916.27.05.11	5,719.25		662.89					-	5,056.36	-	-	-	-	5,719.25	-	100%
OxBlue	Camera		N/A	Site Monitoring - Tri Pt	481111	471.11	30900.916.27.05.11	4,486.75						471.11	-	-	-	-	-	4,015.64	4,486.75	-	100%
OxBlue	Camera		N/A	Site Monitoring - DR Horton		-	30902.907.27.05.11	963.90		-					-	963.90	-	-	-	-	963.90	-	100%
OxBlue	Camera		N/A	Site Monitoring - DR Horton		-	30900.907.27.05.11	170.10						-	-	-	-	-	-	170.10	170.10	-	100%
WL Contractors, Inc	Camera Installation		N/A	Site Monitoring		-	30902.155.27.05.11	17,889.00	-						17,889.00	-	-	-	-	-	17,889.00	-	100%
MadVision, LLC	Camera Installation		N/A	Camera Installation		-	30902.155.27.05.11	17,889.00	-						17,889.00	-	-	-	-	-	17,889.00	-	100%
Terra Forma	Construction Container		N/A	Refund to Terra Forma Solutions		-	30902.102.00.31.46	4,383.40	-						4,383.40	-	-	-	-	-	4,383.40	-	100%
Union Pacific Railroad Co	Preliminary ENG Grade Sep.		N/A	Preliminary ENG Grade Sep.		-	30903.290.00.31.46	2,610.76			-				-	-	2,610.76	-	-	-	2,610.76	-	100%
Union Pacific Railroad Co	Preliminary ENG Grade Sep.		N/A	Preliminary ENG Grade Sep.		-	30903.300.00.31.46	1,812.97			-				-	-	1,812.97	-	-	-	1,812.97	-	100%
Section 19 Crop Impacts (Craig Fa	Crop Impact		N/A	Section 19 Crop Impacts from Constructio		-	30902.200.02.41.00	100,346.85	-						100,346.85	-	-	-	-	-	100,346.85	-	100%
United Rentals	Generator Rental		N/A	United Rentals		-	30902.200.02.41.00	12,966.03	-						12,966.03	-	-	-	-	-	12,966.03	-	100%
Western Fleet Services	Generator Fuel		N/A	Western Fleet Services		-	30902.200.02.41.00	725.70	-						725.70	-	-	-	-	-	725.70	-	100%
West Direct	Generator Fuel		N/A	West Direct		-	30902.200.02.41.00	5,645.44	-						5,645.44	-	-	-	-	-	5,645.44	-	100%
Green Brothers	Generator Fuel		N/A	Green Brothers		-	30902.200.02.41.00	842.49	-						842.49	-	-	-	-	-	842.49	-	100%
Sunstate	Diesel generator		N/A	Sunstate		-	30902.200.02.41.00	9,396.63	-						9,396.63	-	-	-	-	-	9,396.63	-	100%
Liberty Waste Management	Porta		N/A	Liberty Waste Management		-	30902.200.02.41.00	1,580.80	-						1,580.80	-	-	-	-	-	1,580.80	-	100%
KnightHawk Electrical	Power to Trailer		N/A	KnightHawk Electrical - MSA & CO 01		-	30902.101.00.00.10	6,000.00	-						6,000.00	-	-	-	-	-	6,000.00	-	100%
KnightHawk Electrical	Power to Trailer		N/A	KnightHawk Electrical(Developer Portion)		-	30900.101.00.00.10	18,770.00						-	-	-	-	-	-	18,770.00	18,770.00	-	100%
Colorado Interstate Gas Co	Reimb AFE to Prov Damage Control		N/A	CIG Pipeline		-	30902.101.01.41.23	100,189.18	-						100,189.18	-	-	-	-	-	100,189.18	-	100%
Stormwater Logistics	Erosion Control	1	N/A	Monument/Staging Area		-	30902.203.31.25.00	3,070.13	-						3,070.13	-	-	-	-	-	3,070.13	-	100%
Xcel Energy	Electric Relocate	1	N/A	Xcel - Energy Provider		-	30902.101.33.70.00	930,317.38	-						930,317.38	-	-	-	-	-	930,317.38	-	100%
Xcel Energy	Electric Relocate		N/A	Xcel - Gas Relocation		-	30903.100.33.70.00	18,384.10			-				-	-	18,384.10	-	-	-	18,384.10	-	100%
Xcel Energy	Electric Relocate	1	N/A	Xcel - Energy Provider		-	30900.101.33.70.00	45,080.62						-	-	-	-	-	-	45,080.62	45,080.62	-	100%
Travelers	Insurance			Insurance Commercial Package		-	30902.101.00.73.00	2,500.00	-						-	-	-	-	-	-	2,500.00	-	100%
									-					-									
Construction Section		CONSTRUCTION SECTION TOTAL				8,295,268.38		169,318,367.36	5,735,071.04	588,437.69	1,968,936.47	-	-	2,823.18	88,005,652.31	1,633,643.48	21,891,145.28	2,707,680.36	-	925,986.21	123,459,376.02		

ΣΧΕΔΙΟ
SCHEDIO GROUP

THE AURORA HIGHLANDS COMMUNITY AUTHORITY BOARD AND AEROTROPOLIS AREA COORDINATING METROPOLITAN DISTRICT

ENGINEER'S REPORT AND VERIFICATION OF COSTS ASSOCIATED WITH PUBLIC IMPROVEMENTS

IN-TRACT IMPROVEMENTS

IN TRACT HOME BUILDER EXPENSES

PREPARED BY:

SCHEDIO GROUP LLC

809 14TH STREET, SUITE A

GOLDEN, COLORADO 80401

LICENSED PROFESSIONAL ENGINEER:

TIMOTHY A. MCCARTHY

STATE OF COLORADO

LICENSE NO. 44349

DATE PREPARED: October 13, 2022

CLIENT NO.: 181106

PROJECT: AAMCD (IN-TRACT)

Engineer's Report and Verification of Costs No. 12

ΣΧΕΔΙΟ
SCHEDIO GROUP

TABLE OF CONTENTS

ENGINEER'S REPORT

INTRODUCTION 1
SUMMARY OF FINDINGS 1
DETERMINATION OF PUBLIC PRORATION PERCENTAGES 3
VERIFICATION OF COSTS 3
VERIFICATION OF PAYMENTS 4
VERIFICATION OF CONSTRUCTION 4
SPECIAL CIRCUMSTANCES AND NOTABLE METHODOLOGIES 4

ENGINEER'S VERIFICATION

ENGINEER'S VERIFICATION 5

EXHIBIT A

SUMMARY OF COSTS REVIEWED 6

EXHIBIT B

SUMMARY OF DOCUMENTS REVIEWED 14

ΣΧΕΔΙΟ
SCHEDIO GROUP

ENGINEER'S REPORT

INTRODUCTION

Schedio Group LLC ("Schedio Group") entered into a Master Service Agreement ("MSA") for Engineering Services with Aerotropolis Area Coordinating Metropolitan District ("AACMD" and/or "CAB") on December 11, 2018. The purpose of this Engineer's Report and Verification of Costs Associated with Public Improvements ("Report") is to identify costs commonly referred to as "In-Tract Expenses" that are eligible to be paid for by the CAB. This Report is the 12th deliverable associated with the MSA.

The Capital Construction and Reimbursement Agreement (In-Tract Improvements) between The Aurora Highlands Community Authority Board ("CAB") and Aurora Highlands, LLC ("Developer") entered June 24, 2020, states "The Developer intends to enter into a Waiver and Release of Reimbursement Rights agreement with every Builder pursuant to which the Builder will agree to separately design, construct, and fund certain of the IN-Tract Improvements…"

The Waiver and Release of Reimbursement Rights between The Aurora Highlands Community Authority Board ("CAB"), Aurora Highlands, LLC ("Developer")and Pulte Home Company, LLC ("Pulte Homes" and "Builder") states "The Builder hereby irrevocably and perpetually consents, grants, transfers and pledges to the Developer all right, title and interest of the Builder, in and to any reimbursement of costs incurred in the planning, design, engineering, testing, construction, and installation of the In-Tract Improvements.".

The Waiver and Release of Reimbursement Rights between The Aurora Highlands Community Authority Board ("CAB"), Aurora Highlands, LLC ("Developer")and Richmond American Homes of Colorado, Inc. ("Builder") states "The Builder hereby irrevocably and perpetually consents, grants, transfers and pledges to the Developer all right, title and interest of the Builder, in and to any reimbursement of costs incurred in the planning, design, engineering, testing, construction, and installation of the In-Tract Improvements.".

As a result of the three agreements referenced above, reimbursements associated with costs verified herein as associated with the design and construction of In-Tract Public Improvements will be reimbursed by the CAB to the Developer.

SUMMARY OF FINDINGS

To date, Schedio Group has reviewed a total of $53,664,190.11 of incurred expenses associated with In-Tract Improvements. Of the $53,664,190.11 reviewed, Schedio Group has verified $31,173,984.64 as Public Capital Costs associated with the design and construction of In-Tract Public Improvements. Therefore, the Total Verified Public Amount eligible for reimbursements from the CAB to the Developer, to date, is $31,173,984.64.

Per *The Aurora Highlands Community Authority Board and Aerotropolis Area Coordinating Metropolitan District – Engineer's Report and Verification of Costs Associated with Public Improvements No. 11*, prepared by Schedio Group LLC and dated September 9, 2022 ("ERVC11"), Schedio Group had verified $30,432,599.19 as Public Capital Costs associated with the design and construction of In-Tract Public Improvements. Therefore, in prior reports, the Total Verified Public Amount eligible for reimbursement from the CAB to the Developer was $30,432,599.19.

ΣΧΕΔΙΟ
SCHEDIO GROUP

Regarding this Report, Schedio Group has reviewed $1,543,426.03 of incurred expenses associated with In-Tract Improvements and proofs of payments associated with previously reviewed expenses.

Of the $1,543,426.03 reviewed, Schedio Group has verified $741,385.45 as Public Capital Costs associated with the design and construction of In-Tract Public Improvements. Therefore, the Total Verified Public Amount eligible for reimbursement from the CAB to the Developer is **$741,385.45**. See *Figure 1 – Summary of Verified In-Tract Public Improvements Segregated by Source* and *Figure 2 – Summary of Verified Soft, Indirect, and Hard Costs Segregated by Service Plan Category* below.

SOURCE	TOT VER PUB AMT	PREV VER PUB AMT	CUR VER PUB AMT
DRAWS			
Draws 1-30 (Revised) + Past Expenses	$ 479,621.06	$ 479,621.06	$ -
Draws 31-40	$ 171,365.34	$ 171,365.34	$ -
Draw 41 (Ver No. 3)	$ 11,005.98	$ 11,005.98	$ -
HOME BUILDER EXPENSES			
Bridgewater Homes - Ver No. 5 - Filing 10	$ 4,079.19	$ 4,079.19	$ -
Bridgewater Homes - Ver No. 6 - Filing 10	$ 181,699.56	$ 181,699.56	$ -
Bridgewater Homes - Ver No. 7 - Filing 10	$ 1,965,275.26	$ 1,965,275.26	$ -
Bridgewater Homes - Ver No. 8 - Filing 10	$ 498,439.98	$ 498,439.98	$ -
Bridgewater Homes - Ver No. 9 - Filing 10	$ 304,495.68	$ 304,495.68	$ -
Bridgewater Homes - Ver No. 10 - Filing 10	$ 680,634.72	$ 680,634.72	$ -
Bridgewater Homes - Ver No. 11 - Filing 10	$ 122,363.32	$ 122,363.32	$ -
Bridgewater Homes - Ver No. 12 - Filing 10	**$ 115,889.35**	**$ -**	**$ 115,889.35**
Century Homes - Ver No. 9 - Filing 17	$ 151,003.93	$ 151,003.93	$ -
Century Homes - Ver No. 11 - Filing 17 and 21	$ 364,550.11	$ 364,550.11	$ -
Century Homes - Ver No. 12 - Filing 17 and 21	**$ 334,133.95**	**$ -**	**$ 334,133.95**
Pulte Homes - All Filings - Ver No. 2 - All Filings	$ 845,937.86	$ 845,937.86	$ -
Pulte Homes - All Filings - Ver No. 4 - All Filings	$ 3,034,197.91	$ 3,034,197.91	$ -
Pulte Homes - All Filings - Ver No. 5 - All Filings	$ 46,333.14	$ 46,333.14	$ -
Pulte Homes - All Filings - Ver No. 6 - All Filings	$ 14,018.84	$ 14,018.84	$ -
Pulte Homes - All Filings - Ver No. 7 - All Filings	$ 704,974.11	$ 704,974.11	$ -
Pulte Homes - All Filings - Ver No. 8 - All Filings	$ 53,736.81	$ 53,736.81	$ -
Pulte Homes - All Filings - Ver No. 9 - All Filings	$ 812,939.22	$ 812,939.22	$ -
Pulte Homes - All Filings - Ver No. 10 - All Filings	$ 209,317.72	$ 209,317.72	$ -
Pulte Homes - All Filings - Ver No. 11 - All Filings	$ 900,566.40	$ 900,566.40	$ -
Pulte Homes - All Filings - Ver No. 12 - All Filings	**$ 180,199.39**	**$ -**	**$ 180,199.39**
Richmond American Homes - Ver No. 1 - All Filings	$ 4,978,906.39	$ 4,978,906.39	$ -
Richmond American Homes - Ver No. 2 - All Filings	$ 4,045,673.57	$ 4,045,673.57	$ -
Richmond American Homes - Ver No. 3 - All Filings	$ 1,105,658.04	$ 1,105,658.04	$ -
Richmond American Homes - Ver No. 4 - All Filings	$ 1,319,424.28	$ 1,319,424.28	$ -
Richmond American Homes - Ver No. 5 - All Filings	$ 1,017,028.34	$ 1,017,028.34	$ -
Richmond American Homes - Ver No. 6 - All Filings	$ 400,428.43	$ 400,428.43	$ -
Richmond American Homes - Ver No. 7 - All Filings	$ 2,250.00	$ 2,250.00	$ -
Richmond American Homes - Ver No. 11 - All Filings	$ 829,867.61	$ 829,867.61	$ -
Taylor Morrison - Ver No. 6 - Filing 15	$ 1,614,654.70	$ 1,614,654.70	$ -
Taylor Morrison - Ver No. 7 - Filing 15	$ 17,646.28	$ 17,646.28	$ -
Taylor Morrison - Ver No. 8 - Filing 15	$ 508,910.97	$ 508,910.97	$ -
Taylor Morrison - Ver No. 9 - Filing 15	$ 289,443.65	$ 289,443.65	$ -
Taylor Morrison - Ver No. 11 - Filing 15	$ 18,573.30	$ 18,573.30	$ -
Taylor Morrison - Ver No. 12 - Filing 15	**$ 111,162.75**	**$ -**	**$ 111,162.75**
TriPointe Homes - Ver No. 7 - Filing 16	$ 598,961.67	$ 598,961.67	$ -
TriPointe Homes - Ver No. 8 - Filing 16	$ 321,455.79	$ 321,455.79	$ -
TriPointe Homes - Ver No. 9 - Filing 16	$ 469,663.60	$ 469,663.60	$ -
TriPointe Homes - Ver No. 11 - Filing 16	$ 1,337,496.42	$ 1,337,496.42	$ -
TOTALS -->	**$ 31,173,984.64**	**$ 30,432,599.19**	**$ 741,385.45**

Figure 1 - Summary of Verified In-Tract Public Improvements Segregated by Source

	TOTAL AMT VERIFIED (Verification Nos. 1 through 12)	PREVIOUS AMT VERIFIED (Verification Nos. 1 through 11)	CURRENT AMT VERIFIED (Verification No. 12)
SOFT AND INDIRECT COSTS			
Streets	$ 1,223,134.88	$ 1,174,988.83	$ 48,146.05
Water	$ 747,669.34	$ 723,947.79	$ 23,721.55
Sanitary Sewer	$ 784,969.25	$ 750,639.70	$ 34,329.55
Parks and Recreation	$ 855,711.71	$ 829,455.16	$ 26,256.55
TOTAL SOFT AND INDIRECT COSTS -->	$ 3,611,485.17	$ 3,479,031.48	$ 132,453.68
HARD COSTS			
Streets	$ 12,434,387.00	$ 12,260,300.91	$ 174,086.10
Water	$ 6,130,020.77	$ 5,961,919.49	$ 168,101.29
Sanitary Sewer	$ 5,824,359.55	$ 5,731,309.27	$ 93,050.29
Parks and Recreation	$ 3,173,732.15	$ 3,000,038.05	$ 173,694.10
TOTAL HARD COSTS -->	$ 27,562,499.47	$ 26,953,567.71	$ 608,931.77
SOFT AND INDIRECT + HARD COSTS			
Streets	$ 13,657,521.88	$ 13,435,289.74	$ 222,232.14
Water	$ 6,877,690.11	$ 6,685,867.28	$ 191,822.83
Sanitary Sewer	$ 6,609,328.80	$ 6,481,948.97	$ 127,379.83
Parks and Recreation	$ 4,029,443.85	$ 3,829,493.21	$ 199,950.64
TOTAL SOFT AND INDIRECT + HARD COSTS -->	$ 31,173,984.64	$ 30,432,599.19	$ 741,385.45

Figure 2 - Summary of Verified Soft, Indirect, and Hard Costs Segregated by Service Plan Category

As a result, Schedio Group recommends that **$741,385.45** be reimbursed from the CAB to the Developer.

DETERMINATION OF PUBLIC PRORATION PERCENTAGES

The ratio of Total Public Area to Total Area yields a Public Proration Percentage that can be applied to select costs with both public and private components. Areas were taken directly from or derived from the plats. See *Figure 3 – Determination of Public Proration Percentages* below.

FILING	TOTAL OVERALL AREA	TOTAL PRIVATE AREA	% PRI	TOTAL PUBLIC AREA	% PUB
The Aurora Highlands Subdivision Filing No. 01	1,959,280	631,998	32.26%	1,327,282	67.74%
The Aurora Highlands Subdivision Filing No. 02	2,595,570	1,328,476	51.18%	1,267,094	48.82%
The Aurora Highlands Subdivision Filing No. 04	180,302	84,729	46.99%	95,573	53.01%
The Aurora Highlands Subdivision Filing No. 05	676,744	308,421	45.57%	368,323	54.43%
The Aurora Highlands Subdivision Filing No. 06	370,093	220,301	59.53%	149,792	40.47%
The Aurora Highlands Subdivision Filing No. 08	1,640,462	1,022,831	62.35%	659,722	40.22%
The Aurora Highlands Subdivision Filing No. 10	2,699,670	1,449,009	53.67%	1,250,661	53.67%
The Aurora Highlands Subdivision Filing No. 11	675,049	-	0.00%	675,049	100.00%
The Aurora Highlands Subdivision Filing No. 13	93,316	93,316	100.00%	-	0.00%
The Aurora Highlands Subdivision Filing No. 14	2140418	1253024	58.54%	887394	41.46%
The Aurora Highlands Subdivision Filing No. 16	3069264	1942984	63.30%	1126280	36.70%

Figure 3 - Determination of Public Proration Percentages

Public Proration Percentages were calculated and applied as deemed appropriate by Schedio Group.

VERIFICATION OF COSTS

Schedio Group reviewed soft, indirect, and hard costs associated with the design and construction of Public Improvements. Schedio Group found costs associated with Public Improvements to be reasonable when compared to similar projects, during similar timeframes in similar locales.

SCHEDIO GROUP

VERIFICATION OF PAYMENTS

Schedio Group verified proofs of payments totaling $1,341,503.18, associated with costs reviewed in this Report. Of the $1,341,503.18 in verified payments, $741,385.45 is associated with the design and construction of Public Improvements.

VERIFICATION OF CONSTRUCTION

Schedio Group LLC performed a site visit on October 7, 2022. Observation of the constructed improvements was performed to ensure that Public Improvements are being constructed in general conformance with the approved construction drawings. Photos are available from Schedio Group LLC upon request.

SPECIAL CIRCUMSTANCES AND NOTABLE METHODOLOGIES

Schedio Group reserves the right to revise or amend this report should additional information become available that would warrant such.

ΣΧΕΔΙΟ
SCHEDIO GROUP

ENGINEER'S VERIFICATION

Timothy A. McCarthy, P.E. / Schedio Group LLC (the Independent Consulting Engineer) states as follows:

The Independent Consulting Engineer is an engineer duly qualified and licensed in the State of Colorado with experience in the design, construction, and verification of Public Improvements of similar type and function as those described in the attached Engineer's Report dated October 13, 2022.

The Independent Consulting Engineer has reviewed applicable construction and legal documents related to the Public Improvements under consideration to state the conclusions set forth in this Engineer's Verification.

The Independent Consulting Engineer finds and determines that In-Tract Public Improvements considered in the attached Engineer's Report were constructed in general accordance with the approved construction drawings.

The Independent Consulting Engineer finds and determines that In-Tract Public Improvements considered in the attached Engineer's Report, from January 2021 to September 2022 are reasonably valued at **$741,385.45**.

In the opinion of the Independent Consulting Engineer, the above stated value for soft, indirect, and hard costs associated with the design and construction of the In-Tract Public Improvements is reasonable and consistent with costs of similar improvements constructed for similar purposes during the same timeframe and similar locales and is eligible for Developer Reimbursement by The Aurora Highlands Community Authority Board to Aurora Highlands, LLC.

Schedio Group recommends reimbursement from The Aurora Highlands Community Authority Board to Aurora Highlands, LLC in the amount of $741,385.45 related to:

- The Aurora Highlands In-Tract Public Improvements in the amount of $741,385.45.

October 13, 2022

_____ _____

Timothy A. McCarthy, P.E.

Colorado License No. 44349

ΣΧΕΔΙΟ
SCHEDIO GROUP

EXHIBIT A

SUMMARY OF COSTS REVIEWED

SUMMARY OF COSTS REVIEWED

VER NO	TYPE	FILING	SOURCE	VENDOR	DESCRIPTION	INV NO	INV DATE	INV AMT	RET/OCIP/DISC	FINAL INV AMT	CHK NO	PMT DATE	PMT AMT	PAYOR	DATE CLEARED	VER PMT AMT	% PRI	PRI AMT	% PUB	PUB AMT	PREV AMT	AMT REV BY PPP CHANGE	CUR VER PUB AMT	STREETS	WATER	SANITATION	PARKS & REC
1	Soft	FILING 01	DRAWS 1-30	Aztec	Filing 1 Construction Staking	79795	01/17/20	2,250.00	-	2,250.00	d by District/Dev. Ad	NA	2,250.00	CAB	Pd Through Draw	2,250.00	30.19%	679.37	69.81%	1,570.63	1,570.63	-	1,570.63	392.66	392.66	392.66	392.66
1	Soft	FILING 04	DRAWS 1-30	City of Aurora	Filing 04 Plan Review Fees	608134	05/22/20	9,040.00	-	9,040.00	Pd Through Draw	NA	9,040.00	CAB	Pd Through Draw	9,040.00	46.99%	4,248.15	53.01%	4,791.85	4,791.85	-	4,791.85	1,197.96	1,197.96	1,197.96	1,197.96
1	Soft	FILING 05	DRAWS 1-30	City of Aurora	Filing 05 Plan Review Fees	609819	06/09/20	3,955.00	-	3,955.00	Pd Through Draw	NA	3,955.00	CAB	Pd Through Draw	3,955.00	45.57%	1,802.46	54.43%	2,152.54	2,370.96	(218.42)	2,152.54	538.13	538.13	538.13	538.13
1	Soft	FILING 01	DRAWS 1-30	Contour Services	Residential F1 EWEC - TO36	1056-19	01/24/20	563.00	-	563.00	Pd Through Draw	NA	563.00	CAB	Pd Through Draw	563.00	32.26%	181.60	67.74%	381.40	393.01	(11.61)	381.40	95.35	95.35	95.35	95.35
1	Soft	FILING 01	DRAWS 1-30	Contour Services	Residential F1 EWEC - TO36	1056-20	02/26/20	7,712.00	-	7,712.00	Pd Through Draw	NA	7,712.00	CAB	Pd Through Draw	7,712.00	32.26%	2,487.63	67.74%	5,224.37	5,383.42	(159.05)	5,224.37	1,306.09	1,306.09	1,306.09	1,306.09
1	Soft	FILING 04	DRAWS 1-30	HR Green Development	Engineering Services Filing 4	138810	10/20/20	67,960.06	-	67,960.06	Pd by TAH	NA	67,960.06	CAB	Pd Through Draw	67,960.06	0.00%	-	100.00%	67,960.06	67,960.06	-	67,960.06	16,990.02	16,990.02	16,990.02	16,990.02
1	Soft	FILING 05	DRAWS 1-30	HR Green Development	Engineering Services Filing 5	138811	10/20/20	125,098.75	-	125,098.75	Pd by TAH	NA	125,098.75	CAB	Pd Through Draw	125,098.75	0.00%	-	100.00%	125,098.75	125,098.75	-	125,098.75	31,274.69	31,274.69	31,274.69	31,274.69
1	Soft	FILING 06	DRAWS 1-30	HR Green Development	Engineering Services Filing 6	138804	10/20/20	94,333.50	-	94,333.50	Pd by TAH	NA	94,333.50	CAB	Pd Through Draw	94,333.50	0.00%	-	100.00%	94,333.50	94,333.50	-	94,333.50	23,583.38	23,583.38	23,583.38	23,583.38
1	Soft	FILING 13	DRAWS 1-30	HR Green Development	Engineering Services Filing 13	138805	10/20/20	6,639.60	-	6,639.60	Pd by TAH	NA	6,639.60	CAB	Pd Through Draw	6,639.60	0.00%	-	100.00%	6,639.60	6,639.60	-	6,639.60	1,659.90	1,659.90	1,659.90	1,659.90
1	Soft	FILING 04	DRAWS 1-30	Norris Design, Inc.	TAH Filing 4 CSP and Plat	01-61649	09/30/20	20,279.20	-	20,279.20	Pd Through Draw	NA	20,279.20	CAB	Pd Through Draw	20,279.20	0.00%	-	100.00%	20,279.20	20,279.20	-	20,279.20	5,069.80	5,069.80	5,069.80	5,069.80
1	Soft	FILING 05	DRAWS 1-30	Norris Design, Inc.	TAH Filing 5 CSP and Plat	01-61647	09/30/20	48,720.00	-	48,720.00	Pd Through Draw	NA	48,720.00	CAB	Pd Through Draw	48,720.00	0.00%	-	100.00%	48,720.00	48,720.00	-	48,720.00	12,180.00	12,180.00	12,180.00	12,180.00
1	Soft	FILING 08	DRAWS 1-30	Norris Design, Inc.	TAH Filing 8 CSP and Plat	01-61648	09/30/20	36,300.60	-	36,300.60	Pd Through Draw	NA	36,300.60	CAB	Pd Through Draw	36,300.60	0.00%	-	100.00%	36,300.60	36,300.60	-	36,300.60	9,075.15	9,075.15	9,075.15	9,075.15
1	Soft	OA In Tract	DRAWS 1-30	Schedio Group	Cost Verification - In Tract Improvements	181106-18-0672	12/01/20	5,250.00	-	5,250.00	TO BE PAID	01/03/22	5,250.00	Pulte	01/03/22	5,250.00	0.00%	-	100.00%	5,250.00	-	-	5,250.00	1,312.50	1,312.50	1,312.50	1,312.50
1	Hard	FILING 01	DRAWS 1-30	Stormwater Risk Management	Residential F1 - P1 & P2 EWEC	Pay App 1	01/24/20	5,823.00	291.15	5,531.85	Pd Through Draw	NA	5,531.85	CAB	Pd Through Draw	5,531.85	0.00%	-	100.00%	5,531.85	5,531.85	-	5,531.85	1,382.96	1,382.96	1,382.96	1,382.96
1	Hard	FILING 01	DRAWS 1-30	Stormwater Risk Management	Stormwater Mgmt - Residential F01	Pay App 15	03/25/20	5,580.00	-	5,580.00	Pd Through Draw	NA	5,580.00	CAB	Pd Through Draw	5,580.00	32.26%	1,799.92	67.74%	3,780.08	3,895.16	(115.08)	3,780.08	945.02	945.02	945.02	945.02
1	Hard	FILING 01	DRAWS 1-30	Stormwater Risk Management	Stormwater Mgmt - Residential F01	Pay App 16	04/28/20	1,585.00	-	1,585.00	Pd Through Draw	NA	1,585.00	CAB	Pd Through Draw	1,585.00	32.26%	511.27	67.74%	1,073.73	1,106.42	(32.69)	1,073.73	268.43	268.43	268.43	268.43
1	Hard	FILING 01	DRAWS 1-30	Stormwater Risk Management	Stormwater Mgmt - Residential F01	Pay App 17	05/27/20	1,585.00	-	1,585.00	Pd Through Draw	NA	1,585.00	CAB	Pd Through Draw	1,585.00	32.26%	511.27	67.74%	1,073.73	1,106.42	(32.69)	1,073.73	268.43	268.43	268.43	268.43
1	Hard	FILING 01	DRAWS 1-30	Stormwater Risk Management	Stormwater Mgmt - Residential F01	Pay App 18	06/30/20	1,585.00	-	1,585.00	Pd Through Draw	NA	1,585.00	CAB	Pd Through Draw	1,585.00	32.26%	511.27	67.74%	1,073.73	1,106.42	(32.69)	1,073.73	268.43	268.43	268.43	268.43
1	Hard	FILING 01	DRAWS 1-30	Stormwater Risk Management	Stormwater Mgmt - Residential F01	Pay App 19	07/31/20	1,585.00	-	1,585.00	Pd Through Draw	NA	1,585.00	CAB	Pd Through Draw	1,585.00	32.26%	511.27	67.74%	1,073.73	1,106.42	(32.69)	1,073.73	268.43	268.43	268.43	268.43
1	Hard	FILING 01	DRAWS 1-30	Stormwater Risk Management	Residential F1 - P1 & P2 EWEC	Pay App 2	02/24/20	4,713.60	235.68	4,477.92	Pd Through Draw	NA	4,477.92	CAB	Pd Through Draw	4,477.92	76.66%	3,432.92	23.34%	1,045.00	1,045.00	-	1,045.00	261.25	261.25	261.25	261.25
1	Hard	FILING 01	DRAWS 1-30	Stormwater Risk Management	Stormwater Mgmt - Residential F01	Pay App 20	08/31/20	1,585.00	-	1,585.00	Pd Through Draw	NA	1,585.00	CAB	Pd Through Draw	1,585.00	32.26%	511.27	67.74%	1,073.73	1,106.42	(32.69)	1,073.73	268.43	268.43	268.43	268.43
1	Hard	FILING 01	DRAWS 1-30	Stormwater Risk Management	Stormwater Mgmt - Residential F01	Pay App 21	09/28/20	1,585.00	-	1,585.00	Pd Through Draw	NA	1,585.00	CAB	Pd Through Draw	1,585.00	32.26%	511.27	67.74%	1,073.73	1,106.42	(32.69)	1,073.73	268.43	268.43	268.43	268.43
1	Hard	FILING 01	DRAWS 1-30	Stormwater Risk Management	Stormwater Mgmt - Residential F01	Pay App 22	10/31/20	1,585.00	-	1,585.00	Pd Through Draw	NA	1,585.00	CAB	Pd Through Draw	1,585.00	32.26%	511.27	67.74%	1,073.73	1,106.42	(32.69)	1,073.73	268.43	268.43	268.43	268.43
1	Hard	FILING 01	DRAWS 1-30	Stormwater Risk Management	Stormwater Mgmt - Residential F01	Pay App 23	11/30/20	1,585.00	-	1,585.00	TO BE PAID	NA	1,585.00	CAB	Pd Through Draw	1,585.00	32.26%	511.27	67.74%	1,073.73	1,106.42	(32.69)	1,073.73	268.43	268.43	268.43	268.43
1	Hard	FILING 01	DRAWS 1-30	Stormwater Risk Management	Residential F1 - P1 & P2 EWEC	Pay App 3	03/24/20	5,821.05	291.05	5,530.00	Pd Through Draw	NA	5,530.00	CAB	Pd Through Draw	5,530.00	7.23%	400.00	92.77%	5,130.00	5,130.00	-	5,130.00	1,282.50	1,282.50	1,282.50	1,282.50
1	Hard	FILING 01	DRAWS 1-30	Stormwater Risk Management	Residential F1 - P1 & P2 EWEC	Pay App 4	04/28/20	15,806.78	790.34	15,016.44	Pd Through Draw	NA	15,016.44	CAB	Pd Through Draw	15,016.44	14.09%	2,115.17	85.91%	12,901.27	12,901.27	-	12,901.27	3,225.32	3,225.32	3,225.32	3,225.32
1	Hard	FILING 01	DRAWS 1-30	Stormwater Risk Management	Residential F1 - P1 & P2 EWEC	Pay App 5	05/26/20	7,074.23	353.71	6,720.52	Pd Through Draw	NA	6,720.52	CAB	Pd Through Draw	6,720.52	36.75%	2,470.00	63.25%	4,250.52	4,250.52	-	4,250.52	1,062.63	1,062.63	1,062.63	1,062.63
1	Hard	FILING 01	DRAWS 1-30	Stormwater Risk Management	Residential F1 - P1 & P2 EWEC	Pay App 6	06/24/20	8,039.40	401.97	7,637.43	Pd Through Draw	NA	7,637.43	CAB	Pd Through Draw	7,637.43	43.74%	3,340.52	56.26%	4,296.91	4,296.91	-	4,296.91	1,074.23	1,074.23	1,074.23	1,074.23
1	Hard	FILING 01	DRAWS 1-30	Stormwater Risk Management	Residential F1 - P1 & P2 EWEC	Pay App 7	07/28/20	6,016.20	300.81	5,715.39	Pd Through Draw	NA	5,715.39	CAB	Pd Through Draw	5,715.39	0.00%	-	100.00%	5,715.39	5,715.39	-	5,715.39	1,428.85	1,428.85	1,428.85	1,428.85
1	Hard	FILING 01	DRAWS 1-30	Stormwater Risk Management	Residential F1 - P1 & P2 EWEC	Pay App 8	10/31/20	960.00	48.00	912.00	Pd Through Draw	NA	912.00	CAB	Pd Through Draw	912.00	0.00%	-	100.00%	912.00	912.00	-	912.00	228.00	228.00	228.00	228.00
1	Soft	FILING 01	DRAWS 1-30	Summit Strategies	Residential Filing 01 - CM Mgmt	Draws 1-30	Multiple	1,897.00	-	1,897.00	Pd Through Draw	NA	1,897.00	CAB	Pd Through Draw	1,897.00	30.19%	572.78	69.81%	1,324.22	1,324.22	-	1,324.22	331.06	331.06	331.06	331.06
1	Soft	FILING 01	DRAWS 1-30	Terra Forma Solutions	Residential Filing 01 - CM Mgmt	Draws 1-30	Multiple	10,660.25	-	10,660.25	Pd Through Draw	NA	10,660.25	CAB	Pd Through Draw	10,660.25	30.19%	3,218.78	69.81%	7,441.47	7,441.47	-	7,441.47	1,860.37	1,860.37	1,860.37	1,860.37
1	Soft	FILING 02	RAH	AG Wassenaar	Geotechnical Site Development Study	301960	04/26/19	31,800.00	-	31,800.00	1096133	05/30/19	31,800.00	RAH	06/06/19	31,800.00	32.26%	10,257.61	67.74%	21,542.39	22,198.25	(655.86)	21,542.39	5,385.60	5,385.60	5,385.60	5,385.60
1	Hard	FILING 01	RAH	Alpine Civil Construction	Aurora Highland 2020-14	Multiple	Multiple	2,053,403.25	100,826.80	1,952,576.45	Multiple	Multiple	1,952,576.45	RAH	Multiple	1,952,576.45	0.00%	-	100.00%	1,952,576.45	1,914,305.95	(0.00)	1,914,305.95	1,914,305.95	-	-	-
1	Soft	FILING 01	RAH	Aztec Consultants	Test Holes (CS)	66739	04/12/19	2,750.00	-	2,750.00	1095403	05/17/19	2,750.00	RAH	05/24/19	2,750.00	32.26%	887.06	67.74%	1,862.94	1,919.66	(56.72)	1,862.94	465.74	465.74	465.74	465.74
1	Soft	FILING 01	RAH	Aztec Consultants	21420-09 The Aurora Highlands Filing 1	Multiple	Multiple	4,644.01	-	4,644.01	Multiple	Multiple	4,644.01	RAH	Multiple	4,644.01	75.65%	3,513.15	24.35%	1,130.86	1,130.86	0.00	1,130.86	282.72	282.72	282.72	282.72
1	Hard	FILING 01	RAH	Bemas Construction	TAH Filing 1 20-050	Multiple	Multiple	814,538.58	9,966.55	804,572.03	Multiple	Multiple	804,572.03	RAH	Multiple	804,572.03	42.67%	343,321.86	57.33%	461,250.17	461,250.17	(0.00)	461,250.17	71,384.60	44,999.83	44,999.83	299,865.91
1	Hard	FILING 01	RAH	Blue Mountain Erosion Control, LLC	Aurora Highlands Erosion control	10244	10/16/20	7,473.00	-	7,473.00	2.0311E+13	11/06/20	7,473.00	RAH	11/06/20	7,473.00	32.26%	2,410.54	67.74%	5,062.46	5,216.59	(154.13)	5,062.46	1,265.62	1,265.62	1,265.62	1,265.62
1	Soft	FILING 01	RAH	CTL Thompson	Phase 1 Environmental & Bio Assessment	509435	04/30/19	3,500.00	-	3,500.00	1096994	06/14/19	3,500.00	RAH	06/20/20	3,500.00	32.26%	1,128.98	67.74%	2,371.02	2,443.20	(72.18)	2,371.02	592.75	592.75	592.75	592.75
1	Soft	FILING 01	RAH	HR Green Development	181259 The Aurora Highlands	Multiple	Multiple	224,651.52	-	224,651.52	Multiple	Multiple	224,651.52	RAH	Multiple	224,651.52	29.95%	67,272.49	70.05%	157,379.03	157,379.03	0.00	157,379.03	40,733.76	38,881.76	38,881.76	38,881.76
1	Hard	FILING 01	RAH	Integrated Wall Solutions	Aurora Highlands 502019	Multiple	Multiple	202,366.51	-	202,366.51	Multiple	Multiple	202,366.51	RAH	Multiple	202,366.51	0.00%	-	100.00%	202,366.51	202,366.51	-	202,366.51	-	-	-	202,366.51
1	Hard	FILING 01	RAH	Liberty Infrastructure LLC	THE AURORA HIGHLANDS - FILING 1 20106	Multiple	Multiple	2,480,279.28	126,737.73	2,353,541.55	Multiple	Multiple	2,353,541.55	RAH	Multiple	2,353,541.55	9.37%	220,623.10	90.63%	2,132,918.45	-	-	2,132,918.45	1,113,193.37	561,705.15	436,485.13	21,534.79
1	Soft	FILING 01	RAH	Norris Design, Inc.	Karl's Farm - Parcels A & B, Major SP-FP 0061-01-2176	Multiple	Multiple	80.00	-	80.00	Multiple	Multiple	80.00	RAH	Multiple	80.00	100.00%	80.00	0.00%	-	-	-	-	-	-	-	-
1	Soft	FILING 01	RAH	Norris Design, Inc.	Tah Filing 1 CSP & Plat 0061-01-0155	Multiple	Multiple	66,603.34	-	66,603.34	Multiple	Multiple	66,603.34	RAH	Multiple	66,603.34	17.74%	11,818.26	82.26%	54,785.08	54,785.08	0.00	54,785.08	20,561.90	6,830.65	6,830.65	20,561.90
1	Soft	FILING 02	RAH	Norris Design, Inc.	Tah Filing 2 0061-01-2089	Multiple	Multiple	31,583.70	-	31,583.70	Multiple	Multiple	31,583.70	RAH	Multiple	31,583.70	24.23%	7,652.17	75.77%	23,931.53	23,931.53	(0.00)	23,931.53	5,982.88	5,982.88	5,982.88	5,982.88
1	Soft	FILING 01	RAH	Raspanti Consulting Services	Dry Utility Consulting	1879	10/11/20	260.00	-	260.00	1123034	10/23/20	260.00	RAH	11/03/20	260.00	100.00%	260.00	0.00%	-	-	-	-	-	-	-	-
2	Soft	FILING 03	DRAWS 31-40	City of Aurora	Filing 03 Plan Review Fees - Neighborhood Park	633141	02/09/21	636.00	-	636.00	Pd Through Draw	NA	636.00	CAB	Pd Through Draw	636.00	0.00%	-	100.00%	636.00	-	-	636.00	-	-	-	636.00
2	Soft	FILING 04	DRAWS 31-40	City of Aurora	Filing 04 Plan Review Fees - Landscape and Walls	631361	01/20/21	564.00	-	564.00	Pd Through Draw	NA	564.00	CAB	Pd Through Draw	564.00	0.00%	-	100.00%	564.00	-	-	564.00	-	-	-	564.00
2	Soft	FILING 05	DRAWS 31-40	City of Aurora	Filing 05 Plan Review Fees - Masonry Wall, Metal Fence, Chains and Bollards	631371	01/20/21	564.00	-	564.00	Pd Through Draw	NA	564.00	CAB	Pd Through Draw	564.00	0.00%	-	100.00%	564.00	-	-	564.00	282.00	-	-	282.00
2	Soft	FILING 08	DRAWS 31-40	City of Aurora	Filing 08 Plan Review Fees - Landscape Island, Masonry Walls, Storm Sewer	645664	06/18/21	564.00	-	564.00	Pd Through Draw	NA	564.00	CAB	Pd Through Draw	564.00	0.00%	-	100.00%	564.00	-	-	564.00	282.00	-	-	282.00
2	Soft	FILING 10	DRAWS 31-40	City of Aurora	Filing 10 Plan Review Fees - Masonry Wall, Metal Fence, Chains and Bollards	631370	01/20/21	564.00	-	564.00	Pd Through Draw	NA	564.00	CAB	Pd Through Draw	564.00	0.00%	-	100.00%	564.00	-	-	564.00	282.00	-	-	282.00
2	Soft	FILING 11	DRAWS 31-40	City of Aurora	Filing 11 Plan Review Fees - H Street	613687	01/27/21	19,395.20	-	19,395.20	Pd Through Draw	NA	19,395.20	CAB	Pd Through Draw	19,395.20	0.00%	-	100.00%	19,395.20	-	-	19,395.20	19,395.20	-	-	-
2	Soft	FILING 11	DRAWS 31-40	City of Aurora	Filing 11 Plan Review Fees - H Street	636643	03/18/21	20,335.00	-	20,335.00	Pd Through Draw	NA	20,335.00	CAB	Pd Through Draw	20,335.00	0.00%	-	100.00%	20,335.00	-	-	20,335.00	20,335.00	-	-	-
2	Soft	FILING 11	DRAWS 31-40	City of Aurora	Filing 11 Plan Review Fees - Sidewalk, Pond Access, Landscape Island	649187	07/20/21	564.00	-	564.00	Pd Through Draw	NA	564.00	CAB	Pd Through Draw	564.00	0.00%	-	100.00%	564.00	-	-	564.00	-	-	-	564.00
2	Soft	FILING 16	DRAWS 31-40	City of Aurora	Filing 16 Plan Review Fees - Metal Fencing, Landscape Island, Monument, St. Sewer	647175	07/02/21	564.00	-	564.00	Pd Through Draw	NA	564.00	CAB	Pd Through Draw	564.00	0.00%	-	100.00%	564.00	-	-	564.00	282.00	-	-	282.00
2	Hard	FILING 10	DRAWS 31-40	JHL Constructors	Bridgewater Filing No. 10 Utilities (Excluding Dry Utilities)	90030	08/18/21	9,180.00	-	9,180.00	Pd Through Draw	Paid Through Draw	9,180.00	CAB	Pd Through Draw	9,180.00	0.00%	-	100.00%	9,180.00	-	-	9,180.00	3,060.00	3,060.00	3,060.00	-
2	Hard	FILING 10	DRAWS 31-40	JHL Constructors	Bridgewater Filing No. 10 Utilities (Excluding Dry Utilities)	90035	09/20/21	10,634.00	-	10,634.00	Pd Through Draw	Paid Through Draw	10,634.00	CAB	Pd Through Draw	10,634.00	0.00%	-	100.00%	10,634.00	-	-	10,634.00	3,544.67	3,544.67	3,544.67	-
2	Soft	OA In Tract	DRAWS 31-40	Schedio Group	Cost Verification - In Tract Improvements	181106-0715	01/01/21	13,053.33	-	13,053.33	Pd Through Draw	01/03/22	13,053.33	Pulte	01/03/22	13,053.33	0.00%	-	100.00%	13,053.33	-	-	13,053.33	3,263.33	3,263.33	3,263.33	3,263.33
2	Soft	OA In Tract	DRAWS 31-40	Schedio Group	Cost Verification - In Tract Improvements	Multiple	Multiple	46,505.92	-	46,505.92	Pd Through Draw	01/03/22	46,505.92	Pulte	01/03/22	46,505.92	0.00%	-	100.00%	46,505.92	-	-	46,505.92	11,626.48	11,626.48	11,626.48	11,626.48
2	Hard	FILING 01	DRAWS 31-40	Stormwater Risk Management	Residential F1 - P1 & P2 EWEC	Multiple	Multiple	46,292.33	2,314.62	43,977.71	Pd Through Draw	NA	43,977.71	CAB	Pd Through Draw	43,977.71	32.26%	14,185.73	67.74%	29,791.98	-	-	29,791.98	7,447.99	7,447.99	7,447.99	7,447.99
2	Hard	FILING 01	DRAWS 31-40	Stormwater Risk Management	Stormwater Mgmt - Residential F01	Pay App No. 24	11/31/20	1,585.00	-	1,585.00	Pd Through Draw	NA	1,585.00	CAB	Pd Through Draw	1,585.00	32.26%	511.27	67.74%	1,073.73	-	-	1,073.73	268.43	268.43	268.43	268.43
2	Hard	FILING 01	DRAWS 31-40	Stormwater Risk Management	Residential F1 - P1 & P2 EWEC	Pay App No. 9	11/31/20	25,650.01	-	25,650.01	Pd Through Draw	NA	25,650.01	CAB	Pd Through Draw	25,650.01	32.26%	8,273.83	67.74%	17,376.18	-	-	17,376.18	4,344.04	4,344.04	4,344.04	4,344.04
2	Soft	FILING 04	Pulte	Aztec Consultants	164721-02 Aurora Highlands Filing 4-13	111599	07/20/21	2,934.11	-	2,934.11	Vendor Stmt	Multiple	2,934.11	Pulte	Multiple	2,934.11	73.32%	2,151.34	26.68%	782.77	-	-	782.77	175.06	194.13	307.98	105.60
2	Soft	FILING 05	Pulte	Aztec Consultants	164721-02 Aurora Highlands Filing 4-13	111599	07/20/21	11,012.88	-	11,012.88	Vendor Stmt	Multiple	11,012.88	Pulte	Multiple	11,012.88	73.32%	8,074.84	26.68%	2,938.04	-	-	2,938.04	657.06	728.66	1,155.96	396.37
2	Soft	FILING 08	Pulte	Aztec Consultants	164721-02 Aurora Highlands Filing 4-13	111599	07/20/21	26,695.78	-	26,695.78	Vendor Stmt	Multiple	26,695.78	Pulte	Multiple	26,695.78	73.32%	19,573.82	26.68%	7,121.96	-	-	7,121.96	1,592.74	1,766.30	2,802.10	960.81
2	Soft	FILING 13	Pulte	Aztec Consultants	164721-02 Aurora Highlands Filing 4-13	111599	07/20/21	1,518.56	-	1,518.56	Vendor Stmt	Multiple	1,518.56	Pulte	Multiple	1,518.56	73.32%	1,113.44	26.68%	405.13	-	-	405.13	90.60	100.47	159.39	54.65
2	Soft	FILING 04	Pulte	Contour Services	TAH Filing 4	MULTIPLE	MULTIPLE	52,250.00	-	52,250.00	Multiple	Multiple	52,250.00	Pulte	10/07/21	52,250.00	46.99%	24,553.75	53.01%	27,696.25	-	-	27,696.25	6,924.06	6,924.06	6,924.06	6,924.06
2	Soft	FILING 05	Pulte	Contour Services	TAH Filing 5	MULTIPLE	MULTIPLE	25,000.00	-	25,000.00	Multiple	Multiple	25,000.00	Pulte	10/07/21	25,000.00	45.57%	11,393.56	54.43%	13,606.44	-	-	13,606.44	3,401.61	3,401.61	3,401.61	3,401.61
2	Soft	FILING 08	Pulte	Contour Services	TAH Filing 8	MULTIPLE	MULTIPLE	22,090.00	-	22,090.00	Multiple	Multiple	22,090.00	Pulte	10/07/21	22,090.00	59.78%	13,206.37	40.22%	8,883.63	-	-	8,883.63	2,220.91	2,220.91	2,220.91	2,220.91
2	Soft	FILING 04	Pulte	CTL Thompson	Soils & Foundation Investigation Phase 120 Lots 1-9, Block 1	589351	07/31/21	5,895.00	-	5,895.00	Vendor Stmt	08/02/21	5,895.00	Pulte	08/02/21	5,895.00	100.00%	5,895.00	0.00%	-	-	-	-	-	-	-	-
2	Soft	FILING 04	Pulte	CTL Thompson	Compaction Testing - Sanitary Sewer	589951	07/31/21	1,335.00	-	1,335.00	Vendor Stmt	08/17/21	1,335.00	Pulte	08/17/21	1,335.00	0.00%	-	100.00%	1,335.00	-	-	1,335.00	-	-	1,335.00	-
2	Soft	FILING 05	Pulte	CTL Thompson	Compaction Testing - Sanitary Sewer	589955	07/31/21	6,351.00	-	6,351.00	Vendor Stmt	08/17/21	6,351.00	Pulte	08/17/21	6,351.00	0.00%	-	100.00%	6,351.00	-	-	6,351.00	-	-	6,351.00	-
2	Soft	FILING 08	Pulte	CTL Thompson	Compaction Testing - Site Grading	589960	07/31/21	6,932.00	-	6,932.00	Vendor Stmt	08/31/21	6,932.00	Pulte	08/31/21	6,932.00	59.78%	4,144.25	40.22%	2,787.75	-	-	2,787.75	696.94	696.94	696.94	696.94
2	Hard	FILING 04	Pulte	Fiore and Sons, Inc.	TAH: Fillings 4, 5, 8, 13 Earthwork	MULTIPLE	MULTIPLE	106,486.55	10,648.66	95,837.90	Vendor Stmt	10/07/21	95,837.90	Pulte	Multiple	95,837.90	85.53%	81,972.79	14.47%	13,865.11	-	-	13,865.11	5,687.76	1,850.76	1,850.76	4,475.84
2	Hard	FILING 05	Pulte	Fiore and Sons, Inc.	TAH: Fillings 4, 5, 8, 13 Earthwork	MULTIPLE	MULTIPLE	399,685.72	39,968.57	359,717.15	Vendor Stmt	01/03/21	359,717.15	Pulte	Multiple	359,717.15	85.53%	307,675.96	14.47%	52,041.19	-	-	52,041.19	21,348.38	6,946.61	6,946.61	16,799.59
2	Hard	FILING 08	Pulte	Fiore and Sons, Inc.	TAH: Fillings 4, 5, 8, 13 Earthwork	MULTIPLE	MULTIPLE	968,858.60	96,885.86	871,972.74	Vendor Stmt	Multiple	871,972.74	Pulte	Multiple	871,972.74	85.53%	745,822.24	14.47%	126,150.49	-	-	126,150.49	51,749.57	16,838.94	16,838.94	40,723.05
2	Hard	FILING 13	Pulte	Fiore and Sons, Inc.	TAH: Fillings 4, 5, 8, 13 Earthwork	MULTIPLE	MULTIPLE	55,112.53	5,511.25	49,601.28	Vendor Stmt	Multiple	49,601.28	Pulte	Multiple	49,601.28	85.53%	42,425.33	14.47%	7,175.94	-	-	7,175.94	2,943.72	957.87	957.87	2,316.49
2	Soft	FILING 04	Pulte	HR Green Development	Project No. 201684	MULTIPLE	MULTIPLE	16,845.04	-	16,845.04	Vendor Stmt	Multiple	12,600.73	Pulte	Multiple	12,600.73	50.30%	8,473.55	49.70%	8,371.48	-	-	8,371.48	2,092.87	2,092.87	2,092.87	2,092.87
2	Soft	FILING 05	Pulte	HR Green Development	Project No. 201684	MULTIPLE	MULTIPLE	49,642.14	-	49,642.14	Vendor Stmt	Multiple	47,295.48	Pulte	Multiple	47,295.48	49.91%	24,774.23	50.09%	24,867.90	-	-	24,867.90	6,216.98	6,216.98	6,216.98	6,216.98
2	Soft	FILING 08	Pulte	HR Green Development	Project No. 201684	MULTIPLE	MULTIPLE	107,300.35	-	107,300.35	Vendor Stmt	Multiple	114,646.65	Pulte	Multiple	114,646.65	63.34%	67,969.13	36.66%	39,331.22	-	-	39,331.22	9,832.81	9,832.81	9,832.81	9,832.81
2	Soft	FILING 13	Pulte	HR Green Development	Project No. 201684	MULTIPLE	MULTIPLE	7,276.89	-	7,276.89	Vendor Stmt	Multiple	6,521.56	Pulte	Multiple	6,521.56	99.91%	7,270.12	0.09%	6.77	-	-	6.77	1.69	1.69	1.69	1.69
2	Hard	FILING 04	Pulte	Nelson Pipeline	TAH: Filings 4, 5, 8, 13	MULTIPLE	MULTIPLE	340,075.00	34,007.50	306,067.50	UCLW	Multiple	306,067.50	Pulte	Multiple	306,067.50	25.20%	77,130.00	74.80%	228,937.50	-	-	228,937.50	-	71,671.50	157,266.00	-
2	Hard	FILING 05	Pulte	Nelson Pipeline	TAH: Filings 4, 5, 8, 13	MULTIPLE	MULTIPLE	303,647.00	30,364.70	273,282.30	UCLW	Multiple	273,282.30	Pulte	Multiple	273,282.30	0.00%	-	100.00%	273,282.30	-	-	273,282.30	-	262,768.50	10,513.80	-
2	Soft	FILING 01	RAH	AG Wassenaar	201006 TAH Filing 1 Aurora Blvd & 45th Avenue	315654	03/31/20	8,242.00	-	8,242.00	1114360	05/07/20	8,242.00	RAH	05/13/20	8,242.00	32.26%	2,658.59	67.74%	5,583.41	-	-	5,583.41	1,395.85	1,395.85	1,395.85	1,395.85
2	Soft	FILING 01	RAH	AG Wassenaar	201006 TAH Filing 1 Aurora Blvd & 45th Avenue	315696	03/31/20	3,826.00	-	3,826.00	1114360	05/07/20	3,826.00	RAH	05/13/20	3,826.00	32.26%	1,234.14	67.74%	2,591.86	-	-	2,591.86	647.97	647.97	647.97	647.97
2	Soft	FILING 01	RAH	AG Wassenaar	201006 TAH Filing 1 Aurora Blvd & 45th Avenue	315697	02/29/20	7,884.00	-	7,884.00	1114360	05/07/20	7,884.00	RAH	05/13/20	7,884.00	32.26%	2,543.11	67.74%	5,340.89	-	-	5,340.89	1,335.22	1,335.22	1,335.22	1,335.22
2	Soft	FILING 01	RAH	AG Wassenaar	201006 TAH Filing 1 Aurora Blvd & 45th Avenue	315698	02/29/20	5,708.00	-	5,708.00	1114360	05/07/20	5,708.00	RAH	05/13/20	5,708.00	32.26%	1,841.21	67.74%	3,866.79	-	-	3,866.79	966.70	966.70	966.70	966.70
2	Soft	FILING 01	RAH	AG Wassenaar	202360MAS 202361-202443 TAH Filing 1	315874	04/10/20	1,605.00	-	1,605.00	1114360	05/07/20	1,605.00	RAH	05/13/20	1,605.00	100.00%	1,605.00	0.00%	-	-	-	-	-	-	-	-
2	Soft	FILING 01	RAH	AG Wassenaar	202360MAS 202361-202443 TAH Filing 1	316490	04/29/20	17,120.00	-	17,120.00	1115157	05/21/20	17,120.00	RAH	05/28/20	17,120.00	100.00%	17,120.00	0.00%	-	-	-	-	-	-	-	-
2	Soft	FILING 01	RAH	AG Wassenaar	202360MAS 202361-202443 TAH Filing 1	316828	05/08/20	8,025.00	-	8,025.00	1115957	06/16/20	8,025.00	RAH	06/17/20	8,025.00	100.00%	8,025.00	0.00%	-	-	-	-	-	-	-	-
2	Soft	FILING 01	RAH	AG Wassenaar	201006 TAH Filing 1 Aurora Blvd & 45th Avenue	316868	04/30/20	6,436.00	-	6,436.00	1115957	06/16/20	6,436.00	RAH	06/17/20	6,436.00	32.26%	2,076.04	67.74%	4,359.96	-	-	4,359.96	1,089.99	1,089.99	1,089.99	1,089.99
2	Soft	FILING 01	RAH	AG Wassenaar	202360MAS 202361-202443 TAH Filing 1	317097	05/20/20	5,885.00	-	5,885.00	1116714	06/22/20	5,885.00	RAH	07/01/20	5,885.00	100.00%	5,885.00	0.00%	-	-	-	-	-	-	-	-
2	Soft	FILING 01	RAH	AG Wassenaar	202360MAS 202361-202443 TAH Filing 1	317497	05/29/20	11,770.00	-	11,770.00	1116714	06/22/20	11,770.00	RAH	07/01/20	11,770.00	100.00%	11,770.00	0.00%	-	-	-	-	-	-	-	-
2	Soft	FILING 01	RAH	AG Wassenaar	201006 TAH Filing 1 Aurora Blvd & 45th Avenue - Concrete	317783	05/31/20	9,960.00	-	9,960.00	1116714	06/22/20	9,960.00	RAH	07/01/20	9,960.00	32.26%	3,212.76	67.74%	6,747.24	-	-	6,747.24	1,686.81	1,686.81	1,686.81	1,686.81
2	Soft	FILING 01	RAH	AG Wassenaar	201006 TAH Filing 1 Aurora Blvd & 45th Avenue	317784	05/31/20	2,250.00	-	2,250.00	1116714	06/22/20	2,250.00	RAH	07/01/20	2,250.00	0.00%	-	100.00%	2,250.00	-	-	2,250.00	562.50	562.50	562.50	562.50
2	Soft	FILING 01	RAH	AG Wassenaar	201006 TAH Filing 1 Aurora Blvd & 45th Avenue	318732	06/30/20	9,391.00	-	9,391.00	1122169	10/06/20	9,391.00	RAH	10/14/20	9,391.00	32.26%	3,029.22	67.74%	6,361.78	-	-	6,361.78	1,590.44	1,590.44	1,590.44	1,590.44
2	Soft	FILING 01	RAH	AG Wassenaar	201006 TAH Filing 1 Aurora Blvd & 45th Avenue	318735	06/30/20	7,525.00	-	7,525.00	1122169	10/06/20	7,525.00	RAH	10/14/20	7,525.00	32.26%	2,427.31	67.74%	5,097.69	-	-	5,097.69	1,274.42	1,274.42	1,274.42	1,274.42
2	Soft	FILING 01	RAH	AG Wassenaar	201006 TAH Filing 1 Aurora Blvd & 45th Avenue - Pavement Study	319131	07/16/20	14,600.00	-	14,600.00	1118928	08/07/20	14,600.00	RAH	08/13/20	14,600.00	0.00%	-	100.00%	14,600.00	-	-	14,600.00	3,650.00	3,650.00	3,650.00	3,650.00
2	Soft	FILING 01	RAH	AG Wassenaar	201006 TAH Filing 1 Aurora Blvd & 45th Avenue	319930	07/31/20	9,882.00	-	9,882.00	1119858	08/21/20	9,882.00	RAH	08/26/20	9,882.00	32.26%	3,187.60	67.74%	6,694.40	-	-	6,694.40	1,673.60	1,673.60	1,673.60	1,673.60
2	Soft	FILING 01	RAH	AG Wassenaar	201006 TAH Filing 1 Aurora Blvd & 45th Avenue	319944	07/31/20	8,159.00	-	8,159.00	1119858	08/21/20	8,159.00	RAH	08/26/20	8,159.00	32.26%	2,631.82	67.74%	5,527.18	-	-	5,527.18	1,381.80	1,381.80	1,381.80	1,381.80
2	Soft	FILING 01	RAH	AG Wassenaar	201006 TAH Filing 1 Aurora Blvd & 45th Avenue	322263	09/30/20	8,891.00	-	8,891.00	1122983	10/23/20	8,891.00	RAH	11/04/20	8,891.00	32.26%	2,867.94	67.74%	6,023.06	-	-	6,023.06	1,505.77	1,505.77	1,505.77	1,505.77
2	Soft	FILING 01	RAH	AG Wassenaar	201006 TAH Filing 1 Aurora Blvd & 45th Avenue	322264	09/30/20	5,910.00	-	5,910.00	1122983	10/23/20	5,910.00	RAH	11/04/20	5,910.00	32.26%	1,906.37	67.74%	4,003.63	-	-	4,003.63	1,000.91	1,000.91	1,000.91	1,000.91
2	Soft	FILING 01	RAH	AG Wassenaar	201006 TAH Filing 1 Aurora Blvd & 45th Avenue - Overex/Overlot	323731	10/30/20	1,460.00	-	1,460.00	1124376	11/20/20	1,460.00	RAH	11/27/20	1,460.00	100.00%	1,460.00	0.00%	-	-	-	-	-	-	-	-
2	Soft	FILING 01	RAH	AG Wassenaar	201006 TAH Filing 1 Aurora Blvd & 45th Avenue	323732	10/31/20	9,757.00	-	9,757.00	1124376	11/20/20	9,757.00	RAH	11/27/20	9,757.00	32.26%	3,147.28	67.74%	6,609.72	-	-	6,609.72	1,652.43	1,652.43	1,652.43	1,652.43
2	Soft	FILING 01	RAH	AG Wassenaar	201006 TAH Filing 1 Aurora Blvd & 45th Avenue	325219	11/30/20	5,136.50	-	5,136.50	1125862	12/23/20	5,136.50	RAH	12/30/20	5,136.50	32.26%	1,656.86	67.74%	3,479.64	-	-	3,479.64	869.91	869.91	869.91	869.91
2	Soft	FILING 01	RAH	AG Wassenaar	201006 TAH Filing 1 Aurora Blvd & 45th Avenue	325872	12/31/20	1,523.00	-	1,523.00	10288	01/29/21	1,523.00	RAH	01/29/21	1,523.00	32.26%	491.27	67.74%	1,031.73	-	-	1,031.73	257.93	257.93	257.93	257.93
2	Soft	FILING 02	RAH	AG Wassenaar	201006 TAH Filing 1 Aurora Blvd and 45th Avenue	325220	11/30/20	729.00	-	729.00	1125862	12/23/20	729.00	RAH	12/29/20	729.00	32.26%	235.15	67.74%	493.85	-	-	493.85	123.46	123.46	123.46	123.46
2	Soft	FILING 02	RAH	AG Wassenaar	212006 TAH F2 East 42nd Ave. & Fultondale St	327500	01/31/21	6,898.00	-	6,898.00	ACH 12644	03/15/20	6,898.00	RAH	03/15/20	6,898.00	51.18%	3,530.56	48.82%	3,367.44	-	-	3,367.44	841.86	841.86	841.86	841.86
2	Soft	FILING 02	RAH	AG Wassenaar	201006 TAH Filing 1 Aurora Blvd and 45th Avenue	328855	02/28/21	1,301.00	-	1,301.00	ACH 13603	03/29/21	1,301.00	RAH	03/29/21	1,301.00	32.26%	419.66	67.74%	881.34	-	-	881.34	220.34	220.34	220.34	220.34
2	Soft	FILING 02	RAH	AG Wassenaar	212006 TAH F2 East 42nd Ave. & Fultondale St	328856	02/28/21	9,717.00	-	9,717.00	ACH 13603	03/29/21	9,717.00	RAH	03/29/21	9,717.00	51.18%	4,973.40	48.82%	4,743.60	-	-	4,743.60	1,185.90	1,185.90	1,185.90	1,185.90
2	Soft	FILING 02	RAH	AG Wassenaar	212006 TAH F2 East 42nd Ave. & Fultondale St	328874	02/28/21	1,702.00	-	1,702.00	ACH 13603	03/29/21	1,702.00	RAH	03/29/21	1,702.00	51.18%	871.13	48.82%	830.87	-	-	830.87	207.72	207.72	207.72	207.72
2	Soft	FILING 02	RAH	AG Wassenaar	212006 TAH F2 East 42nd Ave. & Fultondale St	330368	03/31/21	9,685.00	-	9,685.00	ACH 15687	05/03/21	9,685.00	RAH	05/03/21	9,685.00	51.18%	4,957.02	48.82%	4,727.98	-	-	4,727.98	1,182.00	1,182.00	1,182.00	1,182.00
2	Soft	FILING 02	RAH	AG Wassenaar	212006 TAH F2 East 42nd Ave. & Fultondale St	330369	03/31/21	6,735.00	-	6,735.00	ACH 15687	05/03/21	6,735.00	RAH	05/03/21	6,735.00	51.18%	3,447.14	48.82%	3,287.86	-	-	3,287.86	821.97	821.97	821.97	821.97
2	Soft	FILING 02	RAH	AG Wassenaar	212006 TAH F2 East 42nd Ave. & Fultondale St	331576	04/30/21	7,591.00	-	7,591.00	ACH 17376	05/24/21	7,591.00	RAH	05/24/21	7,591.00	51.18%	3,885.26	48.82%	3,705.74	-	-	3,705.74	926.44	926.44	926.44	926.44
2	Soft	FILING 02	RAH	AG Wassenaar	212006 TAH F2 East 42nd Ave. & Fultondale St	331577	04/30/21	9,898.00	-	9,898.00	ACH 17376	05/24/21	9,898.00	RAH	05/24/21	9,898.00	51.18%	5,066.04	48.82%	4,831.96	-	-	4,831.96	1,207.99	1,207.99	1,207.99	1,207.99

SUMMARY OF COSTS REVIEWED

VER NO	TYPE	FILING	SOURCE	VENDOR	DESCRIPTION	INV NO	INV DATE	INV AMT	RET/OCIP/DISC	FINAL INV AMT	CHK NO	PMT DATE	PMT AMT	PAYOR	DATE CLEARED	VER PMT AMT	% PRI	PRI AMT	% PUB	PUB AMT	PREV AMT	AMT REV BY PPP CHANGE	CUR VER PUB AMT	STREETS	WATER	SANITATION	PARKS & REC
2	Soft	FILING 02	RAH	AG Wassenaar	212006 TAH F2 East 42nd Ave. & Fultondale St	331578	04/30/21	$ 1,976.00	$ -	$ 1,976.00	ACH 17376	05/24/21	$ 1,976.00	RAH	05/24/21	$ 1,976.00	51.18%	$ 1,011.36	48.82%	$ 964.64	$ -	$ -	$ 964.64	$ 241.16	$ 241.16	$ 241.16	$ 241.16
2	Soft	FILING 02	RAH	AG Wassenaar	201006 TAH Filing 1 Aurora Blvd and 45th Avenue	331584	04/30/21	$ 1,745.00	$ -	$ 1,745.00	ACH 17376	05/24/21	$ 1,745.00	RAH	05/24/21	$ 1,745.00	32.26%	$ 562.88	67.74%	$ 1,182.12	$ -	$ -	$ 1,182.12	$ 295.53	$ 295.53	$ 295.53	$ 295.53
2	Soft	FILING 02	RAH	AG Wassenaar	212006 TAH F2 East 42nd Ave. & Fultondale St	333370	05/31/21	$ 9,953.50	$ -	$ 9,953.50	ACH 19986	07/02/21	$ 9,953.50	RAH	07/02/21	$ 9,953.50	51.18%	$ 5,094.44	48.82%	$ 4,859.06	$ -	$ -	$ 4,859.06	$ 1,214.76	$ 1,214.76	$ 1,214.76	$ 1,214.76
2	Soft	FILING 02	RAH	AG Wassenaar	212006 TAH F2 East 42nd Ave. & Fultondale St	333371	05/31/21	$ 4,518.00	$ -	$ 4,518.00	ACH 19986	07/02/21	$ 4,518.00	RAH	07/02/21	$ 4,518.00	51.18%	$ 2,312.42	48.82%	$ 2,205.58	$ -	$ -	$ 2,205.58	$ 551.39	$ 551.39	$ 551.39	$ 551.39
2	Soft	FILING 02	RAH	AG Wassenaar	201006 TAH Filing 1 Aurora Blvd and 45th Avenue	333379	05/31/21	$ 309.00	$ -	$ 309.00	ACH 19986	07/02/21	$ 309.00	RAH	07/02/21	$ 309.00	32.26%	$ 99.67	67.74%	$ 209.33	$ -	$ -	$ 209.33	$ 52.33	$ 52.33	$ 52.33	$ 52.33
2	Soft	FILING 02	RAH	AG Wassenaar	213280MAS 213281-213506 TAH Filing 2	334501	06/29/21	$ 7,280.00	$ -	$ 7,280.00	ACH 20972	06/29/21	$ 7,280.00	RAH	06/29/21	$ 7,280.00	100.00%	$ 7,280.00	0.00%	$ -	$ -	$ -	$ -	$ -	$ -	$ -	$ -
2	Soft	FILING 02	RAH	AG Wassenaar	212006 TAH F2 East 42nd Ave. & Fultondale St	334766	06/30/21	$ 16,500.00	$ -	$ 16,500.00	ACH 21901	08/02/21	$ 16,500.00	RAH	08/02/21	$ 16,500.00	51.18%	$ 8,445.10	48.82%	$ 8,054.90	$ -	$ -	$ 8,054.90	$ 2,013.72	$ 2,013.72	$ 2,013.72	$ 2,013.72
2	Soft	FILING 02	RAH	AG Wassenaar	212006 TAH F2 East 42nd Ave. & Fultondale St	334833	06/30/21	$ 9,876.00	$ -	$ 9,876.00	ACH 21901	08/02/21	$ 9,876.00	RAH	08/02/21	$ 9,876.00	51.18%	$ 5,054.78	48.82%	$ 4,821.22	$ -	$ -	$ 4,821.22	$ 1,205.31	$ 1,205.31	$ 1,205.31	$ 1,205.31
2	Soft	FILING 02	RAH	AG Wassenaar	212006 TAH F2 East 42nd Ave. & Fultondale St	334834	06/30/21	$ 9,994.00	$ -	$ 9,994.00	ACH 21901	08/02/21	$ 9,994.00	RAH	08/02/21	$ 9,994.00	51.18%	$ 5,115.17	48.82%	$ 4,878.83	$ -	$ -	$ 4,878.83	$ 1,219.71	$ 1,219.71	$ 1,219.71	$ 1,219.71
2	Soft	FILING 02	RAH	AG Wassenaar	212006 TAH F2 East 42nd Ave. & Fultondale St	334836	06/30/21	$ 3,559.00	$ -	$ 3,559.00	ACH 21901	08/02/21	$ 3,559.00	RAH	08/02/21	$ 3,559.00	51.18%	$ 1,821.58	48.82%	$ 1,737.42	$ -	$ -	$ 1,737.42	$ 434.35	$ 434.35	$ 434.35	$ 434.35
2	Soft	FILING 02	RAH	AG Wassenaar	212006 TAH F2 East 42nd Ave. & Fultondale St	336044	07/22/21	$ 5,800.00	$ -	$ 5,800.00	ACH 23807	07/22/21	$ 5,800.00	RAH	07/22/21	$ 5,800.00	51.18%	$ 2,968.58	48.82%	$ 2,831.42	$ -	$ -	$ 2,831.42	$ 707.85	$ 707.85	$ 707.85	$ 707.85
2	Soft	FILING 02	RAH	AG Wassenaar	212006 TAH F2 East 42nd Ave. & Fultondale St	336510	07/31/21	$ 9,977.00	$ -	$ 9,977.00	ACH 23807	07/22/21	$ 9,977.00	RAH	07/22/21	$ 9,977.00	51.18%	$ 5,106.47	48.82%	$ 4,870.53	$ -	$ -	$ 4,870.53	$ 1,217.63	$ 1,217.63	$ 1,217.63	$ 1,217.63
2	Soft	FILING 02	RAH	AG Wassenaar	212006 TAH F2 East 42nd Ave. & Fultondale St	336511	07/31/21	$ 5,789.00	$ -	$ 5,789.00	ACH 23807	07/22/21	$ 5,789.00	RAH	07/02/21	$ 5,789.00	51.18%	$ 2,962.95	48.82%	$ 2,826.05	$ -	$ -	$ 2,826.05	$ 706.51	$ 706.51	$ 706.51	$ 706.51
2	Soft	FILING 02	RAH	AG Wassenaar	213280MAS 213281-213506 TAH Filing 2	337211	08/14/21	$ 5,600.00	$ -	$ 5,600.00	ACH 23807	07/22/21	$ 5,600.00	RAH	07/22/21	$ 5,600.00	51.18%	$ 2,866.22	48.82%	$ 2,733.78	$ -	$ -	$ 2,733.78	$ 683.45	$ 683.45	$ 683.45	$ 683.45
2	Hard	FILING 02	RAH	Alpine Civil Construction	Aurora Highlands CSP-2	Multiple	MULTIPLE	$ 724,516.24	$ 77,258.84	$ 647,257.40	MULTIPLE	MULTIPLE	$ 647,257.40	RAH	Multiple	$ 647,257.40	0.00%	$ -	100.00%	$ 647,257.40	$ -	$ -	$ 647,257.40	$ 647,257.40	$ -	$ -	$ -
2	Soft	FILING 01	RAH	Aztec Consultants	Geotech/Pothole Field Staking (PS)	77353	11/21/19	$ 750.00	$ -	$ 750.00	1107172	12/19/19	$ 750.00	RAH	01/06/20	$ 750.00	32.26%	$ 241.92	67.74%	$ 508.08	$ -	$ -	$ 508.08	$ 127.02	$ 127.02	$ 127.02	$ 127.02
2	Soft	FILING 01	RAH	Aztec Consultants	Test Holes (CS)	77973	11/30/19	$ 1,950.00	$ -	$ 1,950.00	1107780	12/31/19	$ 1,950.00	RAH	01/07/20	$ 1,950.00	32.26%	$ 629.00	67.74%	$ 1,321.00	$ -	$ -	$ 1,321.00	$ 330.25	$ 330.25	$ 330.25	$ 330.25
2	Soft	FILING 01	RAH	Aztec Consultants	21420-09 The Aurora Highlands Filing 1	Multiple	Multiple	$ 71,892.98	$ -	$ 71,892.98	Multiple	Multiple	$ 71,892.98	RAH	Multiple	$ 71,892.98	28.35%	$ 20,384.45	71.65%	$ 51,508.53	$ -	$ -	$ 51,508.53	$ 25,073.38	$ 9,778.38	$ 12,518.38	$ 4,138.38
2	Soft	FILING 02	RAH	Aztec Consultants	21420-72 Aurora Highlands Filing 2	Multiple	MULTIPLE	$ 109,074.51	$ -	$ 109,074.51	MULTIPLE	MULTIPLE	$ 94,152.01	RAH	Multiple	$ 94,152.01	32.44%	$ 35,384.54	67.56%	$ 73,689.97	$ -	$ -	$ 73,689.97	$ 22,582.39	$ 16,905.47	$ 23,124.73	$ 11,077.39
2	Soft	FILING 01	RAH	B & J Surveying	EAGP Package	308253	05/04/20	$ 22,825.00	$ -	$ 22,825.00	1115160	05/21/20	$ 22,825.00	RAH	05/27/20	$ 22,825.00	100.00%	$ 22,825.00	0.00%	$ -	$ -	$ -	$ -	$ -	$ -	$ -	$ -
2	Soft	FILING 01	RAH	B & J Surveying	Update Lot Matrix - 26 lots x 6 plans	309596	05/28/20	$ 1,560.00	$ -	$ 1,560.00	1116334	06/18/20	$ 1,560.00	RAH	06/30/20	$ 1,560.00	100.00%	$ 1,560.00	0.00%	$ -	$ -	$ -	$ -	$ -	$ -	$ -	$ -
2	Hard	FILING 01	RAH	Bemas Construction	TAH Filing 1 20-050	PPP Change	NA	$ -	$ -	$ -	NA	NA	$ -	RAH	Multiple	$ -	200.00%	$ 5,318.22	-100.00%	$ (5,318.22)	$ -	$ -	$ (5,318.22)	$ (1,329.55)	$ (1,329.55)	$ (1,329.55)	$ (1,329.55)
2	Hard	FILING 02	RAH	Bemas Construction	Aurora Highlands Filing 2	Multiple	MULTIPLE	$ 1,281,259.86	$ 162,028.14	$ 1,119,231.72	MULTIPLE	MULTIPLE	$ 1,119,231.72	RAH	Multiple	$ 1,119,231.72	51.18%	$ 572,850.08	48.82%	$ 546,381.64	$ -	$ -	$ 546,381.64	$ 136,595.41	$ 136,595.41	$ 136,595.41	$ 136,595.41
2	Hard	FILING 01	RAH	Blue Mountain Erosion Control, LLC	Aurora Highlands Erosion control	9431	07/24/20	$ 1,790.00	$ -	$ 1,790.00	1119413	05/21/20	$ 1,790.00	RAH	08/19/20	$ 1,790.00	32.26%	$ 577.39	67.74%	$ 1,212.61	$ -	$ -	$ 1,212.61	$ 303.15	$ 303.15	$ 303.15	$ 303.15
2	Hard	FILING 01	RAH	Blue Mountain Erosion Control, LLC	Aurora Highlands Erosion control	9532	07/31/20	$ 2,516.10	$ -	$ 2,516.10	1119869	08/21/20	$ 2,516.10	RAH	08/26/20	$ 2,516.10	32.26%	$ 811.61	67.74%	$ 1,704.49	$ -	$ -	$ 1,704.49	$ 426.12	$ 426.12	$ 426.12	$ 426.12
2	Hard	FILING 01	RAH	Blue Mountain Erosion Control, LLC	Aurora Highlands Erosion control	9537	07/31/20	$ 1,944.00	$ -	$ 1,944.00	1119869	08/21/20	$ 1,944.00	RAH	08/26/20	$ 1,944.00	32.26%	$ 627.07	67.74%	$ 1,316.93	$ -	$ -	$ 1,316.93	$ 329.23	$ 329.23	$ 329.23	$ 329.23
2	Hard	FILING 01	RAH	Blue Mountain Erosion Control, LLC	Aurora Highlands Erosion control	9569	08/04/20	$ 1,571.75	$ -	$ 1,571.75	1119869	08/21/20	$ 1,571.75	RAH	08/26/20	$ 1,571.75	32.26%	$ 506.99	67.74%	$ 1,064.76	$ -	$ -	$ 1,064.76	$ 266.19	$ 266.19	$ 266.19	$ 266.19
2	Hard	FILING 01	RAH	Blue Mountain Erosion Control, LLC	Aurora Highlands Erosion control	9827	09/02/20	$ 6,410.00	$ -	$ 6,410.00	1121129	09/18/20	$ 6,410.00	RAH	09/22/20	$ 6,410.00	32.26%	$ 2,067.65	67.74%	$ 4,342.35	$ -	$ -	$ 4,342.35	$ 1,085.59	$ 1,085.59	$ 1,085.59	$ 1,085.59
2	Hard	FILING 01	RAH	Blue Mountain Erosion Control, LLC	Aurora Highlands Erosion control	10095	09/30/20	$ 13,840.25	$ -	$ 13,840.25	5761	10/16/20	$ 13,840.25	RAH	10/19/20	$ 13,840.25	32.26%	$ 4,464.40	67.74%	$ 9,375.85	$ -	$ -	$ 9,375.85	$ 2,343.96	$ 2,343.96	$ 2,343.96	$ 2,343.96
2	Hard	FILING 01	RAH	Blue Mountain Erosion Control, LLC	Aurora Highlands Erosion control	10319	10/30/20	$ 1,946.55	$ -	$ 1,946.55	6933	11/13/20	$ 1,946.55	RAH	11/13/20	$ 1,946.55	32.26%	$ 627.89	67.74%	$ 1,318.66	$ -	$ -	$ 1,318.66	$ 329.66	$ 329.66	$ 329.66	$ 329.66
2	Hard	FILING 01	RAH	Blue Mountain Erosion Control, LLC	Aurora Highlands Erosion control	10846	12/31/20	$ 11,053.63	$ -	$ 11,053.63	9630	01/15/21	$ 11,053.63	RAH	01/15/21	$ 11,053.63	32.26%	$ 3,565.53	67.74%	$ 7,488.10	$ -	$ -	$ 7,488.10	$ 1,872.02	$ 1,872.02	$ 1,872.02	$ 1,872.02
2	Hard	FILING 01	RAH	Blue Mountain Erosion Control, LLC	Aurora Highlands Erosion control	10933	01/12/21	$ 7,562.45	$ -	$ 7,562.45	10292	01/29/21	$ 7,562.45	RAH	01/29/21	$ 7,562.45	32.26%	$ 2,439.39	67.74%	$ 5,123.06	$ -	$ -	$ 5,123.06	$ 1,280.76	$ 1,280.76	$ 1,280.76	$ 1,280.76
2	Hard	FILING 01	RAH	Brightview Landscape Development	The Aurora Highlands CSP NO 1 - 111921	Multiple	Multiple	$ 17,950.00	$ 1,795.00	$ 16,155.00	Multiple	Multiple	$ 16,155.00	RAH	Multiple	$ 16,155.00	100.00%	$ 16,155.00	0.00%	$ -	$ -	$ -	$ -	$ -	$ -	$ -	$ -
2	Soft	FILING 01	RAH	City of Aurora	Civil Plans Review	566010	03/01/19	$ 7,137.00	$ -	$ 7,137.00	1092107	03/07/19	$ 7,137.00	RAH	03/26/19	$ 7,137.00	15.00%	$ 1,070.55	85.00%	$ 6,066.45	$ -	$ -	$ 6,066.45	$ 1,516.61	$ 1,516.61	$ 1,516.61	$ 1,516.61
2	Soft	FILING 01	RAH	City of Aurora	Civil Plans Revision	601368	02/28/20	$ 412.00	$ -	$ 412.00	1111209	03/04/20	$ 412.00	RAH	03/09/20	$ 412.00	15.00%	$ 61.80	85.00%	$ 350.20	$ -	$ -	$ 350.20	$ 87.55	$ 87.55	$ 87.55	$ 87.55
2	Soft	FILING 01	RAH	City of Aurora	Civil Plans Revision	615351	08/05/20	$ 824.00	$ -	$ 824.00	1118698	08/05/20	$ 824.00	RAH	08/18/20	$ 824.00	15.00%	$ 123.60	85.00%	$ 700.40	$ -	$ -	$ 700.40	$ 175.10	$ 175.10	$ 175.10	$ 175.10
2	Soft	FILING 01	RAH	City of Aurora	RAH Road Areas Surety	11.12.2020	11/12/20	$ 2,612.50	$ -	$ 2,612.50	1124278	11/18/20	$ 2,612.50	RAH	12/03/20	$ 2,612.50	0.00%	$ -	100.00%	$ 2,612.50	$ -	$ -	$ 2,612.50	$ 2,612.50	$ -	$ -	$ -
2	Soft	FILING 02	RAH	City of Aurora	Civil Plans review	604855	04/13/20	$ 42,375.00	$ -	$ 42,375.00	1116983	06/29/20	$ 42,375.00	RAH	07/06/20	$ 42,375.00	15.00%	$ 6,356.25	85.00%	$ 36,018.75	$ -	$ -	$ 36,018.75	$ 9,004.69	$ 9,004.69	$ 9,004.69	$ 9,004.69
2	Soft	FILING 02	RAH	City of Aurora	Storm Drain Development Fee	605521	04/23/20	$ 76,469.94	$ -	$ 76,469.94	1123532	11/05/20	$ 76,469.94	RAH	11/13/20	$ 76,469.94	0.00%	$ -	100.00%	$ 76,469.94	$ -	$ -	$ 76,469.94	$ 76,469.94	$ -	$ -	$ -
2	Soft	FILING 02	RAH	City of Aurora	TAH Preliminary Plat No. 6 and Final Plat	607856	05/20/20	$ 16,130.40	$ -	$ 16,130.40	1118427	07/29/20	$ 16,130.40	RAH	08/11/20	$ 16,130.40	59.53%	$ 9,601.76	40.47%	$ 6,528.64	$ -	$ -	$ 6,528.64	$ 1,632.16	$ 1,632.16	$ 1,632.16	$ 1,632.16
2	Soft	FILING 02	RAH	City of Aurora	Master License Agreement	608909	06/02/20	$ 2,419.00	$ -	$ 2,419.00	1116031	06/10/20	$ 2,419.00	RAH	06/23/20	$ 2,419.00	51.18%	$ 1,238.10	48.82%	$ 1,180.90	$ -	$ -	$ 1,180.90	$ 295.22	$ 295.22	$ 295.22	$ 295.22
2	Soft	FILING 02	RAH	City of Aurora	Irrigation Plan Fee	616753	08/20/20	$ 4,050.00	$ -	$ 4,050.00	1120278	09/01/20	$ 4,050.00	RAH	09/08/20	$ 4,050.00	0.00%	$ -	100.00%	$ 4,050.00	$ -	$ -	$ 4,050.00	$ 2,025.00	$ -	$ -	$ 2,025.00
2	Soft	FILING 02	RAH	City of Aurora	Mylar Plan Difference	622935	10/21/20	$ 1,695.00	$ -	$ 1,695.00	1122907	10/21/20	$ 1,695.00	RAH	10/29/20	$ 1,695.00	51.18%	$ 867.54	48.82%	$ 827.46	$ -	$ -	$ 827.46	$ 206.86	$ 206.86	$ 206.86	$ 206.86
2	Soft	FILING 02	RAH	City of Aurora	Real Property Easement Release	624774	10/30/20	$ 143.00	$ -	$ 143.00	1123493	11/04/20	$ 143.00	RAH	11/13/20	$ 143.00	100.00%	$ 143.00	0.00%	$ -	$ -	$ -	$ -	$ -	$ -	$ -	$ -
2	Soft	FILING 02	RAH	City of Aurora	Real Property Easement Release	624775	10/30/20	$ 143.00	$ -	$ 143.00	1123492	11/04/21	$ 143.00	RAH	11/13/20	$ 143.00	100.00%	$ 143.00	0.00%	$ -	$ -	$ -	$ -	$ -	$ -	$ -	$ -
2	Soft	FILING 02	RAH	City of Aurora	Second Review CSP 3	626820	11/20/20	$ 37,269.80	$ -	$ 37,269.80	1126000	12/29/20	$ 37,269.80	RAH	01/12/21	$ 37,269.80	58.54%	$ 21,818.15	41.46%	$ 15,451.65	$ -	$ -	$ 15,451.65	$ 3,862.91	$ 3,862.91	$ 3,862.91	$ 3,862.91
2	Soft	FILING 02	RAH	City of Aurora	Civil Plans Revision	637335	03/26/21	$ 212.00	$ -	$ 212.00	1130071	03/30/21	$ 212.00	RAH	04/06/21	$ 212.00	51.18%	$ 108.51	48.82%	$ 103.49	$ -	$ -	$ 103.49	$ 25.87	$ 25.87	$ 25.87	$ 25.87
2	Soft	FILING 02	RAH	City of Aurora	Civil Plans Revision	638944	04/12/21	$ 1,166.00	$ -	$ 1,166.00	1130547	04/13/21	$ 1,166.00	RAH	04/22/21	$ 1,166.00	51.18%	$ 596.79	48.82%	$ 569.21	$ -	$ -	$ 569.21	$ 142.30	$ 142.30	$ 142.30	$ 142.30
2	Soft	FILING 02	RAH	City of Aurora	Stormwater Quality Discharge Permit for Construction Activities	20201124	11/24/20	$ 2,250.00	$ -	$ 2,250.00	1124603	11/25/20	$ 2,250.00	RAH	12/15/20	$ 2,250.00	51.18%	$ 1,151.60	48.82%	$ 1,098.40	$ -	$ -	$ 1,098.40	$ 1,098.40	$ -	$ -	$ -
2	Soft	FILING 02	RAH	City of Aurora	RAH Road Areas Permit Fee	11.12.2020	11/12/20	$ 2,250.00	$ -	$ 2,250.00	1124279	11/18/20	$ 2,250.00	RAH	12/15/20	$ 2,250.00	0.00%	$ -	100.00%	$ 2,250.00	$ -	$ -	$ 2,250.00	$ 2,250.00	$ -	$ -	$ -
2	Hard	FILING 01	RAH	Clear Creek Civil LLC	Surface Roughening, Mob Type 3	1351	09/18/20	$ 2,990.00	$ -	$ 2,990.00	1122284	10/09/20	$ 2,990.00	RAH	10/16/20	$ 2,990.00	0.00%	$ -	100.00%	$ 2,990.00	$ -	$ -	$ 2,990.00	$ 747.50	$ 747.50	$ 747.50	$ 747.50
2	Hard	FILING 01	RAH	Clear Creek Civil LLC	Erosion Control, Straw Crimp w/o Native Seed Mix	1358	08/31/20	$ 6,538.29	$ -	$ 6,538.29	1122605	10/16/20	$ 6,538.29	RAH	10/20/20	$ 6,538.29	32.26%	$ 2,109.03	67.74%	$ 4,429.26	$ -	$ -	$ 4,429.26	$ 1,107.31	$ 1,107.31	$ 1,107.31	$ 1,107.31
2	Hard	FILING 01	RAH	Clear Creek Civil LLC	Install baricades at road closures	1381	10/30/20	$ 2,053.00	$ -	$ 2,053.00	1127359	01/29/21	$ 2,053.00	RAH	02/04/21	$ 2,053.00	32.26%	$ 662.23	67.74%	$ 1,390.77	$ -	$ -	$ 1,390.77	$ 347.69	$ 347.69	$ 347.69	$ 347.69
2	Hard	FILING 01	RAH	Clear Creek Civil LLC	Material Hauling, Filling in Retention Pond	1383	10/30/20	$ 23,430.00	$ -	$ 23,430.00	1124066	11/13/20	$ 23,430.00	RAH	11/19/20	$ 23,430.00	0.00%	$ -	100.00%	$ 23,430.00	$ -	$ -	$ 23,430.00	$ 5,857.50	$ 5,857.50	$ 5,857.50	$ 5,857.50
2	Hard	FILING 01	RAH	Clear Creek Civil LLC	Repaired signage	1394	11/12/20	$ 811.00	$ -	$ 811.00	1125309	12/11/20	$ 811.00	RAH	12/16/20	$ 811.00	100.00%	$ 811.00	0.00%	$ -	$ -	$ -	$ -	$ -	$ -	$ -	$ -
2	Hard	FILING 01	RAH	Clear Creek Civil LLC	Signage and Striping - Aurora Higlands Filing 1	1399	11/17/20	$ 12,878.00	$ -	$ 12,878.00	1124642	11/30/20	$ 12,878.00	RAH	12/10/20	$ 12,878.00	0.00%	$ -	100.00%	$ 12,878.00	$ -	$ -	$ 12,878.00	$ 3,219.50	$ 3,219.50	$ 3,219.50	$ 3,219.50
2	Hard	FILING 01	RAH	Clear Creek Civil LLC	Checked Manholes/Utilities and Cleaned with Hyrdrovac	1420	12/11/20	$ 1,861.00	$ -	$ 1,861.00	1125872	12/23/20	$ 1,861.00	RAH	12/29/20	$ 1,861.00	0.00%	$ -	100.00%	$ 1,861.00	$ -	$ -	$ 1,861.00	$ 465.25	$ 465.25	$ 465.25	$ 465.25
2	Hard	FILING 01	RAH	Clear Creek Civil LLC	Snow Removal	1436	01/07/21	$ 3,220.00	$ -	$ 3,220.00	1127359	01/29/21	$ 3,220.00	RAH	02/04/21	$ 3,220.00	32.26%	$ 1,038.66	67.74%	$ 2,181.34	$ -	$ -	$ 2,181.34	$ 545.33	$ 545.33	$ 545.33	$ 545.33
2	Hard	FILING 01	RAH	Clear Creek Civil LLC	Snow Removal	1444	01/15/21	$ 1,589.50	$ -	$ 1,589.50	1127359	01/29/21	$ 1,589.50	RAH	02/04/21	$ 1,589.50	32.26%	$ 512.72	67.74%	$ 1,076.78	$ -	$ -	$ 1,076.78	$ 269.20	$ 269.20	$ 269.20	$ 269.20
2	Hard	FILING 02	RAH	Clear Creek Civil LLC	Erosion Control - Relocated RipRap to sediment basin and 2 road tie-ins	1475	02/17/21	$ 2,613.00	$ -	$ 2,613.00	1129347	03/12/21	$ 2,613.00	RAH	03/18/21	$ 2,613.00	51.18%	$ 1,337.40	48.82%	$ 1,275.60	$ -	$ -	$ 1,275.60	$ 318.90	$ 318.90	$ 318.90	$ 318.90
2	Hard	FILING 02	RAH	Clear Creek Civil LLC	Skid swept all tracking caused by hauling operations	1476	02/17/21	$ 1,050.00	$ -	$ 1,050.00	1129347	03/12/21	$ 1,050.00	RAH	03/18/21	$ 1,050.00	51.18%	$ 537.42	48.82%	$ 512.58	$ -	$ -	$ 512.58	$ 128.15	$ 128.15	$ 128.15	$ 128.15
2	Hard	FILING 02	RAH	Clear Creek Civil LLC	Surface roughening inactive lots with development	1478	02/19/21	$ 2,180.00	$ -	$ 2,180.00	1129347	03/12/21	$ 2,180.00	RAH	03/18/21	$ 2,180.00	51.18%	$ 1,115.78	48.82%	$ 1,064.22	$ -	$ -	$ 1,064.22	$ 266.06	$ 266.06	$ 266.06	$ 266.06
2	Hard	FILING 02	RAH	Clear Creek Civil LLC	Maintained site and worked on report	1481	02/19/21	$ 2,935.00	$ -	$ 2,935.00	1129347	03/12/21	$ 2,935.00	RAH	03/18/21	$ 2,935.00	51.18%	$ 1,502.20	48.82%	$ 1,432.80	$ -	$ -	$ 1,432.80	$ 358.20	$ 358.20	$ 358.20	$ 358.20
2	Hard	FILING 02	RAH	Clear Creek Civil LLC	Removed snow from drive lanes, sidewalks, mainboxes and alleyways	1488	03/10/21	$ 2,935.00	$ -	$ 2,935.00	1129921	03/25/21	$ 2,935.00	RAH	04/05/21	$ 2,935.00	51.18%	$ 1,502.20	48.82%	$ 1,432.80	$ -	$ -	$ 1,432.80	$ 358.20	$ 358.20	$ 358.20	$ 358.20
2	Hard	FILING 02	RAH	Clear Creek Civil LLC	Repaired rock checks at street tie ins	1493	03/16/21	$ 590.00	$ -	$ 590.00	1130081	03/31/21	$ 590.00	RAH	04/06/21	$ 590.00	51.18%	$ 301.98	48.82%	$ 288.02	$ -	$ -	$ 288.02	$ 72.01	$ 72.01	$ 72.01	$ 72.01
2	Hard	FILING 02	RAH	Clear Creek Civil LLC	Removed snow from around Sales Trailer	1496	03/26/21	$ 1,277.00	$ -	$ 1,277.00	1132437	05/21/21	$ 1,277.00	RAH	05/26/21	$ 1,277.00	51.18%	$ 653.60	48.82%	$ 623.40	$ -	$ -	$ 623.40	$ 155.85	$ 155.85	$ 155.85	$ 155.85
2	Hard	FILING 02	RAH	Clear Creek Civil LLC	Removed sediment/mud from VTC and installed new mirafi and VTC rock material	1500	04/05/21	$ 3,404.47	$ -	$ 3,404.47	1131077	04/23/21	$ 3,404.47	RAH	04/29/21	$ 3,404.47	51.18%	$ 1,742.49	48.82%	$ 1,661.98	$ -	$ -	$ 1,661.98	$ 415.49	$ 415.49	$ 415.49	$ 415.49
2	Hard	FILING 02	RAH	Clear Creek Civil LLC	VTC Maintenance	1509	04/20/21	$ 1,484.00	$ -	$ 1,484.00	1131907	05/07/21	$ 1,484.00	RAH	05/18/21	$ 1,484.00	51.18%	$ 759.55	48.82%	$ 724.45	$ -	$ -	$ 724.45	$ 181.11	$ 181.11	$ 181.11	$ 181.11
2	Hard	FILING 02	RAH	Clear Creek Civil LLC	Snow Removal on sales trailer and alleys	1513	04/20/21	$ 850.00	$ -	$ 850.00	1131907	05/07/21	$ 850.00	RAH	05/18/21	$ 850.00	51.18%	$ 435.05	48.82%	$ 414.95	$ -	$ -	$ 414.95	$ 103.74	$ 103.74	$ 103.74	$ 103.74
2	Hard	FILING 02	RAH	Clear Creek Civil LLC	Installed 2 loads of VTC (30 ton) in tracking pads	1518	04/20/21	$ 1,156.00	$ -	$ 1,156.00	1131907	05/07/21	$ 1,156.00	RAH	05/18/21	$ 1,156.00	51.18%	$ 591.67	48.82%	$ 564.33	$ -	$ -	$ 564.33	$ 141.08	$ 141.08	$ 141.08	$ 141.08
2	Hard	FILING 02	RAH	Clear Creek Civil LLC	Snow Removal on sidewalks, mailboxes, alleys	1525	05/01/21	$ 1,369.00	$ -	$ 1,369.00	1132040	05/01/21	$ 1,369.00	RAH	05/19/21	$ 1,369.00	51.18%	$ 700.69	48.82%	$ 668.31	$ -	$ -	$ 668.31	$ 167.08	$ 167.08	$ 167.08	$ 167.08
2	Hard	FILING 02	RAH	Clear Creek Civil LLC	Cleaned flow lines. Replaced 5 rock checks. Cleaned outfall	1530	05/01/21	$ 8,308.55	$ -	$ 8,308.55	1132040	05/01/21	$ 8,308.55	RAH	05/19/21	$ 8,308.55	51.18%	$ 4,252.52	48.82%	$ 4,056.03	$ -	$ -	$ 4,056.03	$ 1,014.01	$ 1,014.01	$ 1,014.01	$ 1,014.01
2	Hard	FILING 02	RAH	Clear Creek Civil LLC	Installed 367 ft. Silt Fence, scarified VTC's	1534	05/11/21	$ 3,507.35	$ -	$ 3,507.35	1132437	05/21/21	$ 3,507.35	RAH	05/26/21	$ 3,507.35	51.18%	$ 1,795.15	48.82%	$ 1,712.20	$ -	$ -	$ 1,712.20	$ 428.05	$ 428.05	$ 428.05	$ 428.05
2	Hard	FILING 02	RAH	Clear Creek Civil LLC	Export 12 loads from RAH to TAH	1550	05/24/21	$ 3,511.20	$ -	$ 3,511.20	1132997	06/04/21	$ 3,511.20	RAH	06/09/21	$ 3,511.20	51.18%	$ 1,797.12	48.82%	$ 1,714.08	$ -	$ -	$ 1,714.08	$ 428.52	$ 428.52	$ 428.52	$ 428.52
2	Hard	FILING 02	RAH	Clear Creek Civil LLC	Silt Fence Repair, Replaced VTC, Erosion Control	1553	05/27/21	$ 6,999.28	$ -	$ 6,999.28	1134833	07/16/21	$ 6,999.28	RAH	07/22/21	$ 6,999.28	51.18%	$ 3,582.40	48.82%	$ 3,416.88	$ -	$ -	$ 3,416.88	$ 854.22	$ 854.22	$ 854.22	$ 854.22
2	Hard	FILING 02	RAH	Clear Creek Civil LLC	Install Silt Fence	1554	05/27/21	$ 948.15	$ -	$ 948.15	1134833	07/16/21	$ 948.15	RAH	07/22/21	$ 948.15	51.18%	$ 485.29	48.82%	$ 462.86	$ -	$ -	$ 462.86	$ 115.72	$ 115.72	$ 115.72	$ 115.72
2	Hard	FILING 02	RAH	Clear Creek Civil LLC	Durawattle Install	1573	06/08/21	$ 7,857.00	$ -	$ 7,857.00	1134075	06/25/21	$ 7,857.00	RAH	07/01/21	$ 7,857.00	51.18%	$ 4,021.40	48.82%	$ 3,835.60	$ -	$ -	$ 3,835.60	$ 958.90	$ 958.90	$ 958.90	$ 958.90
2	Hard	FILING 02	RAH	Clear Creek Civil LLC	SF Maintenance site wide, swept streets	1577	06/15/21	$ 1,470.00	$ -	$ 1,470.00	1134313	06/30/21	$ 1,470.00	RAH	07/07/21	$ 1,470.00	51.18%	$ 752.38	48.82%	$ 717.62	$ -	$ -	$ 717.62	$ 179.40	$ 179.40	$ 179.40	$ 179.40
2	Hard	FILING 02	RAH	Clear Creek Civil LLC	Installed 320 ft Durawattle	1578	06/15/21	$ 1,440.00	$ -	$ 1,440.00	1134313	06/30/21	$ 1,440.00	RAH	07/07/21	$ 1,440.00	51.18%	$ 737.03	48.82%	$ 702.97	$ -	$ -	$ 702.97	$ 175.74	$ 175.74	$ 175.74	$ 175.74
2	Hard	FILING 02	RAH	Clear Creek Civil LLC	Built 12 eartheered berms, Silt maintenance	1579	06/15/21	$ 3,361.97	$ -	$ 3,361.97	1134313	06/30/21	$ 3,361.97	RAH	07/07/21	$ 3,361.97	51.18%	$ 1,720.74	48.82%	$ 1,641.23	$ -	$ -	$ 1,641.23	$ 410.31	$ 410.31	$ 410.31	$ 410.31
2	Hard	FILING 02	RAH	Clear Creek Civil LLC	Boring 4" - 554 / Boring 6" - 185	1604	07/16/21	$ 26,606.40	$ -	$ 26,606.40	1135863	08/10/21	$ 26,606.40	RAH	08/20/21	$ 26,606.40	51.18%	$ 13,617.80	48.82%	$ 12,988.60	$ -	$ -	$ 12,988.60	$ 3,247.15	$ 3,247.15	$ 3,247.15	$ 3,247.15
2	Hard	FILING 02	RAH	Clear Creek Civil LLC	Site Fence Maintenance	1614	07/27/21	$ 6,580.80	$ -	$ 6,580.80	1135863	08/10/21	$ 6,580.80	RAH	08/20/21	$ 6,580.80	51.18%	$ 3,368.21	48.82%	$ 3,212.59	$ -	$ -	$ 3,212.59	$ 803.15	$ 803.15	$ 803.15	$ 803.15
2	Hard	FILING 02	RAH	Clear Creek Civil LLC	Installed Washout sign and VTC	1640	08/17/21	$ 3,333.56	$ -	$ 3,333.56	1137147	09/17/21	$ 3,333.56	RAH	09/22/21	$ 3,333.56	51.18%	$ 1,706.20	48.82%	$ 1,627.36	$ -	$ -	$ 1,627.36	$ 406.84	$ 406.84	$ 406.84	$ 406.84
2	Hard	FILING 02	RAH	Clear Creek Civil LLC	Mowing/weed eating around Silt Fence	1649	08/17/21	$ 1,406.96	$ -	$ 1,406.96	1137147	09/17/21	$ 1,406.96	RAH	09/22/21	$ 1,406.96	51.18%	$ 720.12	48.82%	$ 686.84	$ -	$ -	$ 686.84	$ 171.71	$ 171.71	$ 171.71	$ 171.71
2	Hard	FILING 02	RAH	Clear Creek Civil LLC	Sweeping for City Inspection	1653	08/18/21	$ 770.00	$ -	$ 770.00	1137147	09/17/21	$ 770.00	RAH	09/22/21	$ 770.00	51.18%	$ 394.10	48.82%	$ 375.90	$ -	$ -	$ 375.90	$ 93.97	$ 93.97	$ 93.97	$ 93.97
2	HARD	FILING 02	RAH	Clear Creek Civil LLC	TAH Seeding	2021-34-1	08/19/21	$ 45,120.00	$ 4,512.00	$ 40,608.00	1137147	09/17/21	$ 40,608.00	RAH	09/22/21	$ 40,608.00	51.18%	$ 20,784.16	48.82%	$ 19,823.84	$ -	$ -	$ 19,823.84	$ 4,955.96	$ 4,955.96	$ 4,955.96	$ 4,955.96
2	Soft	FILING 01	RAH	CMS Environmental Solutions	TAH SWMP	105020	06/12/20	$ 2,500.00	$ -	$ 2,500.00	1118947	08/07/20	$ 2,500.00	RAH	08/12/20	$ 2,500.00	32.26%	$ 806.42	67.74%	$ 1,693.58	$ -	$ -	$ 1,693.58	$ 423.40	$ 423.40	$ 423.40	$ 423.40
2	Soft	FILING 01	RAH	CMS Environmental Solutions	Weekly + Rain Inspections, Consulting Inspector, NOI	106221	07/13/20	$ 587.50	$ -	$ 587.50	1119424	08/14/20	$ 587.50	RAH	08/27/20	$ 587.50	32.26%	$ 189.51	67.74%	$ 397.99	$ -	$ -	$ 397.99	$ 99.50	$ 99.50	$ 99.50	$ 99.50
2	Soft	FILING 01	RAH	CMS Environmental Solutions	Weekly + Rain Inspections	106677	08/01/20	$ 595.00	$ -	$ 595.00	1121134	09/18/20	$ 595.00	RAH	09/25/20	$ 595.00	32.26%	$ 191.93	67.74%	$ 403.07	$ -	$ -	$ 403.07	$ 100.77	$ 100.77	$ 100.77	$ 100.77
2	Soft	FILING 01	RAH	CMS Environmental Solutions	Weekly + Rain Inspections	107843	09/01/20	$ 595.00	$ -	$ 595.00	1122606	10/16/20	$ 595.00	RAH	10/22/20	$ 595.00	32.26%	$ 191.93	67.74%	$ 403.07	$ -	$ -	$ 403.07	$ 100.77	$ 100.77	$ 100.77	$ 100.77
2	Soft	FILING 01	RAH	CMS Environmental Solutions	SWMP Copy Non CMS	109113	10/01/20	$ 1,470.00	$ -	$ 1,470.00	1125873	12/23/20	$ 1,470.00	RAH	01/06/21	$ 1,470.00	51.18%	$ 752.38	48.82%	$ 717.62	$ -	$ -	$ 717.62	$ 179.40	$ 179.40	$ 179.40	$ 179.40
2	Soft	FILING 01	RAH	CMS Environmental Solutions	Weekly + Rain Inspections	110445	11/01/20	$ 595.00	$ -	$ 595.00	1125563	12/18/20	$ 595.00	RAH	01/06/21	$ 595.00	32.26%	$ 191.93	67.74%	$ 403.07	$ -	$ -	$ 403.07	$ 100.77	$ 100.77	$ 100.77	$ 100.77
2	Soft	FILING 01	RAH	CMS Environmental Solutions	Weekly + Rain Inspections	111812	12/01/20	$ 595.00	$ -	$ 595.00	1127044	01/22/21	$ 595.00	RAH	01/28/21	$ 595.00	32.26%	$ 191.93	67.74%	$ 403.07	$ -	$ -	$ 403.07	$ 100.77	$ 100.77	$ 100.77	$ 100.77
2	Soft	FILING 01	RAH	CMS Environmental Solutions	SW Permit, APEN, Notice of Intent	112695	12/07/20	$ 585.00	$ -	$ 585.00	1127044	01/22/21	$ 585.00	RAH	01/28/21	$ 585.00	51.18%	$ 299.42	48.82%	$ 285.58	$ -	$ -	$ 285.58	$ 71.40	$ 71.40	$ 71.40	$ 71.40
2	Soft	FILING 01	RAH	CMS Environmental Solutions	SWMP Copy Non CMS	112839	12/15/20	$ 195.00	$ -	$ 195.00	1127044	01/22/21	$ 195.00	RAH	01/28/21	$ 195.00	51.18%	$ 99.81	48.82%	$ 95.19	$ -	$ -	$ 95.19	$ 23.80	$ 23.80	$ 23.80	$ 23.80
2	Soft	FILING 01	RAH	CMS Environmental Solutions	Weekly + Rain Inspections	113111	01/01/21	$ 595.00	$ -	$ 595.00	11010	01/12/21	$ 595.00	RAH	01/12/21	$ 595.00	32.26%	$ 191.93	67.74%	$ 403.07	$ -	$ -	$ 403.07	$ 100.77	$ 100.77	$ 100.77	$ 100.77
2	Soft	FILING 02	RAH	CMS Environmental Solutions	Weekly + Post-Storm Inspections	114103	02/01/21	$ 297.50	$ -	$ 297.50	ACH 12956	03/22/21	$ 297.50	RAH	03/22/21	$ 297.50	51.18%	$ 152.27	48.82%	$ 145.23	$ -	$ -	$ 145.23	$ 36.31	$ 36.31	$ 36.31	$ 36.31
2	Soft	FILING 02	RAH	CMS Environmental Solutions	Weekly + Post-Storm Inspections	116316	03/01/21	$ 595.00	$ -	$ 595.00	ACH 13934	04/02/21	$ 595.00	RAH	04/02/21	$ 595.00	51.18%	$ 304.54	48.82%	$ 290.46	$ -	$ -	$ 290.46	$ 72.62	$ 72.62	$ 72.62	$ 72.62
2	Soft	FILING 02	RAH	CMS Environmental Solutions	Weekly + Post-Storm Inspections	117742	04/01/21	$ 595.00	$ -	$ 595.00	ACH 16854	05/17/21	$ 595.00	RAH	05/17/21	$ 595.00	51.18%	$ 304.54	48.82%	$ 290.46	$ -	$ -	$ 290.46	$ 72.62	$ 72.62	$ 72.62	$ 72.62
2	Soft	FILING 02	RAH	CMS Environmental Solutions	Weekly + Post-Storm Inspections	119148	05/01/21	$ 595.00	$ -	$ 595.00	ACH 17837	06/01/21	$ 595.00	RAH	06/01/21	$ 595.00	51.18%	$ 304.54	48.82%	$ 290.46	$ -	$ -	$ 290.46	$ 72.62	$ 72.62	$ 72.62	$ 72.62
2	Soft	FILING 02	RAH	CMS Environmental Solutions	Weekly + Post-Storm Inspections	120475	06/01/21	$ 907.50	$ -	$ 907.50	ACH 19597	06/28/21	$ 907.50	RAH	06/28/21	$ 907.50	51.18%	$ 464.48	48.82%	$ 443.02	$ -	$ -	$ 443.02	$ 110.75	$ 110.75	$ 110.75	$ 110.75
2	Soft	FILING 02	RAH	CMS Environmental Solutions	Weekly + Post-Storm Inspections	121843	07/01/21	$ 595.00	$ -	$ 595.00	ACH 21907	06/28/21	$ 595.00	RAH	08/02/21	$ 595.00	51.18%	$ 304.54	48.82%	$ 290.46	$ -	$ -	$ 290.46	$ 72.62	$ 72.62	$ 72.62	$ 72.62
2	Soft	FILING 01	RAH	CTL Thompson	Phase 1 Environmental & Bio Assessment	532409	12/31/19	$ 4,300.00	$ -	$ 4,300.00	1108548	01/15/20	$ 4,300.00	RAH	01/22/20	$ 4,300.00	32.26%	$ 1,387.04	67.74%	$ 2,912.96	$ -	$ -	$ 2,912.96	$ 728.24	$ 728.24	$ 728.24	$ 728.24
2	Hard	FILING 02	RAH	Dick Brickell & Sons	Install Retaining Wall Per Plot Plan	47291	04/15/22	$ 14,403.63	$ -	$ 14,403.63	40900	04/22/22	$ 14,403.63	RAH	05/05/22	$ 14,403.63	100.00%	$ 14,403.63	0.00%	$ -	$ -	$ -	$ -	$ -	$ -	$ -	$ -
2	Hard	FILING 02	RAH	Dick Brickell & Sons	Install Retaining Wall Per Plot Plan	47293	04/15/22	$ 15,381.58	$ -	$ 15,381.58	43821	06/03/22	$ 15,381.58	RAH	07/05/22	$ 15,381.58	100.00%	$ 15,381.58	0.00%	$ -	$ -	$ -	$ -	$ -	$ -	$ -	$ -
2	Hard	FILING 02	RAH	Dick Brickell & Sons	Install Retaining Wall Per Plot Plan	47351	05/11/22	$ 15,798.84	$ -	$ 15,798.84	42742	05/20/22	$ 15,798.84	RAH	06/09/22	$ 15,798.84	100.00%	$ 15,798.84	0.00%	$ -	$ -	$ -	$ -	$ -	$ -	$ -	$ -
2	Hard	FILING 02	RAH	Dick Brickell & Sons	Install Retaining Wall Per Plot Plan	47347	05/11/22	$ 1,706.80	$ -	$ 1,706.80	42742	05/20/22	$ 1,706.80	RAH	06/09/22	$ 1,706.80	100.00%	$ 1,706.80	0.00%	$ -	$ -	$ -	$ -	$ -	$ -	$ -	$ -
2	Hard	FILING 02	RAH	Dick Brickell & Sons	Install Wall Per Plot Plan	47292	05/13/22	$ 1,556.07	$ -	$ 1,556.07	42742	05/20/22	$ 1,556.07	RAH	06/09/22	$ 1,556.07	100.00%	$ 1,556.07	0.00%	$ -	$ -	$ -	$ -	$ -	$ -	$ -	$ -
2	Hard	FILING 02	RAH	Dick Brickell & Sons	Install Wall Per Plot Plan	47294	04/15/22	$ 1,661.72	$ -	$ 1,661.72	43821	06/03/22	$ 1,661.72	RAH	07/05/22	$ 1,661.72	100.00%	$ 1,661.72	0.00%	$ -	$ -	$ -	$ -	$ -	$ -	$ -	$ -
2	Soft	FILING 02	RAH	First American Title Insurance Company	Informational Commitment	9954-9954109540	05/07/20	$ 350.00	$ -	$ 350.00	1116707	06/22/21	$ 350.00	RAH	07/01/21	$ 350.00	100.00%	$ 350.00	0.00%	$ -	$ -	$ -	$ -	$ -	$ -	$ -	$ -
2	Soft	FILING 02	RAH	First American Title Insurance Company	Informational Commitment	9954-9954109541	05/07/20	$ 350.00	$ -	$ 350.00	1116708	06/22/21	$ 350.00	RAH	07/01/21	$ 350.00	100.00%	$ 350.00	0.00%	$ -	$ -	$ -	$ -	$ -	$ -	$ -	$ -
2	Soft	FILING 01	RAH	HR Green Development	181259 The Aurora Highlands	Multiple	Multiple	$ 43,640.40	$ -	$ 43,640.40	Multiple	Multiple	$ 43,640.40	RAH	Multiple	$ 43,640.40	41.90%	$ 18,285.01	58.10%	$ 25,355.39	$ -	$ -	$ 25,355.39	$ 7,238.85	$ 6,038.85	$ 6,038.85	$ 6,038.85
2	Soft	FILING 02	RAH	HR Green Development	181259.01 The Aurora Highlands - PA21, Filing No. 2	Multiple	Multiple	$ 285,821.00	$ -	$ 285,821.00	Multiple	Multiple	$ 285,821.00	RAH	Multiple	$ 285,821.00	51.18%	$ 146,290.16	48.82%	$ 139,530.84	$ -	$ -	$ 139,530.84	$ 34,882.71	$ 34,882.71	$ 34,882.71	$ 34,882.71
2	Hard	FILING 02	RAH	Nelson Pipeline	2021-050 TAH F2	Multiple	MULTIPLE	$ 2,597,470.39	$ 259,747.04	$ 2,337,723.35	MULTIPLE	MULTIPLE	$ 2,337,723.35	RAH	Multiple	$ 2,337,723.35	31.69%	$ 740,729.80	68.31%	$ 1,596,993.55	$ -	$ -	$ 1,596,993.55	$ 123,804.06	$ 290,778.96	$ 990,185.16	$ 192,225.36
2	Soft	FILING 01	RAH	Norris Design, Inc.	Tah Filing 1 CSP & Plat 0061-01-0155	Multiple	Multiple	$ 36,532.70	$ -	$ 36,532.70	Multiple	Multiple	$ 36,532.70	RAH	Multiple	$ 36,532.70	19.77%	$ 7,222.61	80.23%	$ 29,310.09	$ -	$ -	$ 29,310.09	$ 11,488.58	$ 3,166.46	$ 3,166.46	$ 11,488.58

SUMMARY OF COSTS REVIEWED

VER NO	TYPE	FILING	SOURCE	VENDOR	DESCRIPTION	INV NO	INV DATE	INV AMT	RET/OCIP/DISC	FINAL INV AMT	CHK NO	PMT DATE	PMT AMT	PAYOR	DATE CLEARED	VER PMT AMT	% PRI	PRI AMT	% PUB	PUB AMT	PREV AMT	AMT REV BY PPP CHANGE	CUR VER PUB AMT	STREETS	WATER	SANITATION	PARKS & REC
2	Soft	FILING 02	RAH	Norris Design, Inc.	Tah Filing 2 0061-01-2089	Multiple	Multiple	$ 94,450.38	$ -	$ 94,450.38	Multiple	Multiple	$ 94,450.38	RAH	Multiple	$ 94,450.38	36.10%	$ 34,095.98	63.90%	$ 60,354.40	$ -	$ -	$ 60,354.40	$ 23,246.54	$ 6,930.66	$ 6,930.66	$ 23,246.54
2	Soft	FILING 06	RAH	Norris Design, Inc.	TAH Richmond Filing 6 CSP & Plat (Floodplain) 0061-01-2476	Multiple	Multiple	$ 15,536.82	$ -	$ 15,536.82	Multiple	Multiple	$ 15,536.82	RAH	Multiple	$ 15,536.82	59.53%	$ 9,248.42	40.47%	$ 6,288.40	$ -	$ -	$ 6,288.40	$ 1,572.10	$ 1,572.10	$ 1,572.10	$ 1,572.10
2	Soft	FILING 14	RAH	Norris Design, Inc.	TAH - Filing 14 - Preliminary Plat 0061-01-2622	Multiple	MULTIPLE	$ 15,917.60	$ -	$ 15,917.60	MULTIPLE	MULTIPLE	$ 15,917.60	RAH	Multiple	$ 15,917.60	58.54%	$ 9,318.34	41.46%	$ 6,599.26	$ -	$ -	$ 6,599.26	$ 1,649.82	$ 1,649.82	$ 1,649.82	$ 1,649.82
2	Hard	FILING 01	RAH	Page Specialty Company	Concrete Pad and Mailbox Cluster	33237	11/19/20	$ 11,622.40	$ -	$ 11,622.40	1125610	12/18/20	$ 11,622.40	RAH	12/24/20	$ 11,622.40	0.00%	$ -	100.00%	$ 11,622.40	$ -	$ -	$ 11,622.40	$ 11,622.40	$ -	$ -	$ -
2	Hard	FILING 01	RAH	ProSystems Professional Electrical System	Aurora Highlands - Street Lighting Filing 1	Multiple	Multiple	$ 379,493.00	$ -	$ 379,493.00	Multiple	Multiple	$ 379,493.00	RAH	Multiple	$ 379,493.00	0.00%	$ -	100.00%	$ 379,493.00	$ -	$ -	$ 379,493.00	$ 94,873.25	$ 94,873.25	$ 94,873.25	$ 94,873.25
2	Soft	FILING 01	RAH	Raspanti Consulting Services	Dry Utility Consulting	1812	07/12/20	$ 828.75	$ -	$ 828.75	1118980	08/07/20	$ 828.75	RAH	08/14/20	$ 828.75	100.00%	$ 828.75	0.00%	$ -	$ -	$ -	$ -	$ -	$ -	$ -	$ -
2	Soft	FILING 02	RAH	Raspanti Consulting Services	Dry Utility Consulting	1983	04/11/21	$ 357.50	$ -	$ 357.50	1131418	04/29/21	$ 357.50	RAH	05/11/21	$ 357.50	100.00%	$ 357.50	0.00%	$ -	$ -	$ -	$ -	$ -	$ -	$ -	$ -
2	Soft	FILING 02	RAH	Raspanti Consulting Services	Dry Utility Consulting	2099	07/01/21	$ 633.75	$ -	$ 633.75	1135467	08/16/21	$ 633.75	RAH	08/16/21	$ 633.75	100.00%	$ 633.75	0.00%	$ -	$ -	$ -	$ -	$ -	$ -	$ -	$ -
2	Soft	FILING 01	RAH	State of CO-Dept of Public Health & Envird	Modification fee for Permit COR409244 TAH Filing 1	WC211107378	06/11/21	$ 88.00	$ -	$ 88.00	1135135	07/23/21	$ 88.00	RAH	07/28/21	$ 88.00	32.26%	$ 28.39	67.74%	$ 59.61	$ -	$ -	$ 59.61	$ 14.90	$ 14.90	$ 14.90	$ 14.90
2	Soft	FILING 02	RAH	State of CO-Dept of Public Health & Envird	Air Pollution Emission Notice Fees	20201124	11/24/20	$ 286.63	$ -	$ 286.63	1124606	11/25/20	$ 286.63	RAH	12/11/20	$ 286.63	51.18%	$ 146.70	48.82%	$ 139.93	$ -	$ -	$ 139.93	$ 34.98	$ 34.98	$ 34.98	$ 34.98
2	Soft	FILING 02	RAH	State of CO-Dept of Public Health & Envird	Application Fee for Permit COR410969 TAH Filing 2	WC211199420	01/27/21	$ 270.00	$ -	$ 270.00	1129536	03/06/21	$ 270.00	RAH	03/26/21	$ 270.00	51.18%	$ 138.19	48.82%	$ 131.81	$ -	$ -	$ 131.81	$ 32.95	$ 32.95	$ 32.95	$ 32.95
2	Soft	FILING 02	RAH	State of CO-Dept of Public Health & Envird	Annual Fee for Permit COR410969 TAH Filing 2	WC221120236	07/27/21	$ 540.00	$ -	$ 540.00	1135865	08/13/21	$ 540.00	RAH	08/31/21	$ 540.00	51.18%	$ 276.39	48.82%	$ 263.61	$ -	$ -	$ 263.61	$ 65.90	$ 65.90	$ 65.90	$ 65.90
2	Soft	FILING 02	RAH	Xcel Energy	New Gas Main	12280309	06/17/21	$ 29,757.88	$ -	$ 29,757.88	1133752	06/18/21	$ 29,757.88	RAH	06/25/21	$ 29,757.88	100.00%	$ 29,757.88	0.00%	$ -	$ -	$ -	$ -	$ -	$ -	$ -	$ -
2	Soft	FILING 02	RAH	Xcel Energy	New Electric Distribution	12285017	06/17/21	$ 43,912.54	$ -	$ 43,912.54	1133753	06/18/21	$ 43,912.54	RAH	06/18/21	$ 43,912.54	100.00%	$ 43,912.54	0.00%	$ -	$ -	$ -	$ -	$ -	$ -	$ -	$ -
2	Soft	FILING 02	RAH	Xcel Energy	New Electric Distribution	AHF2PH2	08/13/21	$ 56,199.00	$ -	$ 56,199.00	1135938	08/13/21	$ 56,199.00	RAH	08/13/21	$ 56,199.00	100.00%	$ 56,199.00	0.00%	$ -	$ -	$ -	$ -	$ -	$ -	$ -	$ -
2	Soft	FILING 02	RAH	Xcel Energy	New Electric Distribution	AHF2PH3	08/04/21	$ 106,634.00	$ -	$ 106,634.00	1135572	08/04/21	$ 106,634.00	RAH	08/04/21	$ 106,634.00	100.00%	$ 106,634.00	0.00%	$ -	$ -	$ -	$ -	$ -	$ -	$ -	$ -
2	Soft	FILING 02	RAH	Xcel Energy	New Gas Main	AHF2PH3	07/30/21	$ 122,166.53	$ -	$ 122,166.53	1135503	07/30/21	$ 122,166.53	RAH	07/30/21	$ 122,166.53	100.00%	$ 122,166.53	0.00%	$ -	$ -	$ -	$ -	$ -	$ -	$ -	$ -
3	Soft	OA In Tract	DRAW 41	Schedio Group	Cost Verification - In Tract Improvements	181106-0983	10/19/21	$ 9,932.25	$ -	$ 9,932.25	Pd Through Draw	01/03/22	$ 9,932.25	Pulte	01/03/22	$ 9,932.25	0.00%	$ -	100.00%	$ 9,932.25	$ -	$ -	$ 9,932.25	$ 2,483.06	$ 2,483.06	$ 2,483.06	$ 2,483.06
3	Hard	FILING 01	DRAW 41	Stormwater Risk Management	Stormwater Mgmt - Residential F01	Pay App 34	10/18/21	$ 1,585.00	$ -	$ 1,585.00	Pd Through Draw	NA	$ 1,585.00	CAB	Pd Through Draw	$ 1,585.00	32.26%	$ 511.27	67.74%	$ 1,073.73	$ -	$ -	$ 1,073.73	$ 268.43	$ 268.43	$ 268.43	$ 268.43
3	Soft	FILING 02	RAH	AG Wassenaar	213280MAS 213281-213506 TAH Filing 2	339340	09/26/21	$ 6,720.00	$ -	$ 6,720.00	26962	09/30/21	$ 6,720.00	RAH	09/26/21	$ 6,720.00	100.00%	$ 6,720.00	0.00%	$ -	$ -	$ -	$ -	$ -	$ -	$ -	$ -
3	Soft	FILING 02	RAH	AG Wassenaar	213280MAS 213281-213506 TAH Filing 2	339591	09/30/21	$ 16,800.00	$ -	$ 16,800.00	26962	09/30/21	$ 16,800.00	RAH	09/30/21	$ 16,800.00	100.00%	$ 16,800.00	0.00%	$ -	$ -	$ -	$ -	$ -	$ -	$ -	$ -
3	Soft	FILING 02	RAH	AG Wassenaar	212006 TAH F2 East 42nd Ave. & Fultondale St	339818	09/30/21	$ 5,147.00	$ -	$ 5,147.00	27606	09/30/21	$ 5,147.00	RAH	09/30/21	$ 5,147.00	51.18%	$ 2,634.36	48.82%	$ 2,512.64	$ -	$ -	$ 2,512.64	$ 628.16	$ 628.16	$ 628.16	$ 628.16
3	Soft	FILING 02	RAH	AG Wassenaar	212006 TAH F2 East 42nd Ave. & Fultondale St	339819	09/30/21	$ 9,033.50	$ -	$ 9,033.50	27606	09/30/21	$ 9,033.50	RAH	09/30/21	$ 9,033.50	51.18%	$ 4,623.57	48.82%	$ 4,409.93	$ -	$ -	$ 4,409.93	$ 1,102.48	$ 1,102.48	$ 1,102.48	$ 1,102.48
3	Soft	FILING 02	RAH	AG Wassenaar	212006 TAH F2 East 42nd Ave. & Fultondale St	339820	09/30/21	$ 4,580.00	$ -	$ 4,580.00	27606	09/30/21	$ 4,580.00	RAH	09/30/21	$ 4,580.00	51.18%	$ 2,344.16	48.82%	$ 2,235.84	$ -	$ -	$ 2,235.84	$ 558.96	$ 558.96	$ 558.96	$ 558.96
3	Soft	FILING 02	RAH	AG Wassenaar	201006 TAH F1 Aurora Blvd. & 45th Ave.	339834	09/30/21	$ 923.00	$ -	$ 923.00	27606	09/30/21	$ 923.00	RAH	09/30/21	$ 923.00	32.26%	$ 297.73	67.74%	$ 625.27	$ -	$ -	$ 625.27	$ 156.32	$ 156.32	$ 156.32	$ 156.32
3	Hard	FILING 02	RAH	Alpine Civil Construction	Aurora Highlands CSP-2	Multiple	MULTIPLE	$ 1,078,097.20	$ 119,319.33	$ 958,777.87	MULTIPLE	MULTIPLE	$ 958,777.87	RAH	MULTIPLE	$ 958,777.87	0.00%	$ -	100.00%	$ 958,777.87	$ -	$ -	$ 958,777.87	$ 958,777.87	$ -	$ -	$ -
3	Soft	FILING 02	RAH	Aztec Consultants	21420-72 Aurora Highlands Filing 2	Multiple	MULTIPLE	$ 5,565.03	$ -	$ 5,565.03	MULTIPLE	MULTIPLE	$ 5,565.03	RAH	MULTIPLE	$ 5,565.03	74.12%	$ 4,125.00	25.88%	$ 1,440.03	$ -	$ -	$ 1,440.03	$ 990.00	$ 450.03	$ -	$ -
3	Soft	FILING 02	RAH	B & J Surveying	EAGP PACKAGE	334286	08/20/21	$ 51,975.00	$ -	$ 51,975.00	26963	08/20/21	$ 51,975.00	RAH	08/20/21	$ 51,975.00	100.00%	$ 51,975.00	0.00%	$ -	$ -	$ -	$ -	$ -	$ -	$ -	$ -
3	Hard	FILING 02	RAH	Blue Mountain Erosion Control, LLC	Aurora Highlands Erosion control	12485	09/09/21	$ 7,288.85	$ -	$ 7,288.85	25418	09/09/21	$ 7,288.85	RAH	09/09/21	$ 7,288.85	32.26%	$ 2,351.14	67.74%	$ 4,937.71	$ -	$ -	$ 4,937.71	$ 1,234.43	$ 1,234.43	$ 1,234.43	$ 1,234.43
3	Hard	FILING 02	RAH	Clear Creek Civil LLC	Trucking	1595	06/29/21	$ 7,735.20	$ -	$ 7,735.20	1134833	06/29/21	$ 7,735.20	RAH	06/29/21	$ 7,735.20	51.18%	$ 3,959.06	48.82%	$ 3,776.14	$ -	$ -	$ 3,776.14	$ 944.03	$ 944.03	$ 944.03	$ 944.03
3	Hard	FILING 02	RAH	Clear Creek Civil LLC	Trucking 2020-04	1742	11/05/21	$ 140,685.79	$ -	$ 140,685.79	1138918	11/05/21	$ 140,685.79	RAH	11/05/21	$ 140,685.79	51.18%	$ 72,006.42	48.82%	$ 68,679.37	$ -	$ -	$ 68,679.37	$ 17,169.84	$ 17,169.84	$ 17,169.84	$ 17,169.84
3	Hard	FILING 02	RAH	IES Corp	2105 The Aurora Highlands Earth Moving	2123	10/25/21	$ 118,911.67	$ 3,888.41	$ 115,023.26	1138680	10/25/21	$ 115,023.26	RAH	10/25/21	$ 115,023.26	51.18%	$ 58,871.71	48.82%	$ 56,151.55	$ -	$ -	$ 56,151.55	$ 14,037.89	$ 14,037.89	$ 14,037.89	$ 14,037.89
3	Hard	FILING 02	RAH	Liberty Infrastructure LLC	Jet Clean and Vac Live Sewer	20100-28	01/28/21	$ 2,168.49	$ 56.81	$ 2,111.68	ACH 13053	03/19/21	$ 2,111.68	RAH	03/19/21	$ 2,111.68	0.00%	$ -	100.00%	$ 2,111.68	$ -	$ -	$ 2,111.68	$ -	$ -	$ 2,111.68	$ -
3	Soft	FILING 02	RAH	Raspanti Consulting Services	Dry Utility Consulting	2135	10/09/21	$ 828.75	$ -	$ 828.75	1138682	10/09/21	$ 828.75	RAH	10/09/21	$ 828.75	100.00%	$ 828.75	0.00%	$ -	$ -	$ -	$ -	$ -	$ -	$ -	$ -
3	Hard	FILING 02	RAH	Xcel Energy	New Electric Distribution	CR-12484389	10/25/21	$ 85,019.00	$ -	$ 85,019.00	1138780	11/02/21	$ 85,019.00	RAH	11/08/21	$ 85,019.00	100.00%	$ 85,019.00	0.00%	$ -	$ -	$ -	$ -	$ -	$ -	$ -	$ -
3	Hard	FILING 02	RAH	Xcel Energy	New Gas Distribution	CR-5300130373915	09/21/21	$ 111,888.00	$ -	$ 111,888.00	1138781	11/02/21	$ 111,888.00	RAH	11/08/21	$ 111,888.00	100.00%	$ 111,888.00	0.00%	$ -	$ -	$ -	$ -	$ -	$ -	$ -	$ -
4	Soft	FILING 04	Pulte	Aztec Consultants	164721-02 Aurora Highlands Filing 4-13	MULTIPLE	MULTIPLE	$ 7,330.95	$ -	$ 7,330.95	Vendor Stmt	Multiple	$ 7,330.95	Pulte	Multiple	$ 7,330.95	44.86%	$ 3,289.01	55.14%	$ 4,041.94	$ -	$ -	$ 3,871.34	$ 1,879.62	$ 651.02	$ 1,193.10	$ 147.60
4	Soft	FILING 05	Pulte	Aztec Consultants	164721-02 Aurora Highlands Filing 4-13	MULTIPLE	MULTIPLE	$ 27,515.91	$ -	$ 27,515.91	Vendor Stmt	Multiple	$ 27,515.91	Pulte	Multiple	$ 27,515.91	44.86%	$ 12,344.93	55.14%	$ 15,170.98	$ -	$ -	$ 14,530.65	$ 7,054.94	$ 2,443.54	$ 4,478.17	$ 554.00
4	Soft	FILING 08	Pulte	Aztec Consultants	164721-02 Aurora Highlands Filing 4-13	MULTIPLE	MULTIPLE	$ 66,699.98	$ -	$ 66,699.98	Vendor Stmt	Multiple	$ 66,699.98	Pulte	Multiple	$ 66,699.98	44.86%	$ 29,924.74	55.14%	$ 36,775.24	$ -	$ -	$ 35,223.04	$ 17,101.53	$ 5,923.28	$ 10,855.31	$ 1,342.92
4	Soft	FILING 13	Pulte	Aztec Consultants	164721-02 Aurora Highlands Filing 4-13	MULTIPLE	MULTIPLE	$ 3,794.16	$ -	$ 3,794.16	Vendor Stmt	Multiple	$ 3,794.16	Pulte	Multiple	$ 3,794.16	44.86%	$ 1,702.24	55.14%	$ 2,091.92	$ -	$ -	$ 2,003.63	$ 972.80	$ 336.94	$ 617.49	$ 76.39
4	Hard	FILING 04	Pulte	Brightview Landscape Development	TAH Landscaping Filing Nos 4, 5, 8, and 13	MULTIPLE	MULTIPLE	$ 14,114.30	$ 1,411.43	$ 12,702.87	Vendor Stmt	Multiple	$ 5,580.65	Pulte	Multiple	$ 5,580.65	0.00%	$ -	100.00%	$ 12,702.87	$ -	$ -	$ 5,580.65	$ 2,790.32	$ -	$ -	$ 2,790.32
4	Hard	FILING 05	Pulte	Brightview Landscape Development	TAH Landscaping Filing Nos 4, 5, 8, and 13	MULTIPLE	MULTIPLE	$ 48,725.27	$ 4,872.53	$ 43,852.74	Vendor Stmt	Multiple	$ 16,651.50	Pulte	Multiple	$ 16,651.50	0.00%	$ -	100.00%	$ 43,852.74	$ -	$ -	$ 16,651.50	$ 8,325.75	$ -	$ -	$ 8,325.75
4	Soft	FILING 04	Pulte	Contour Services	TAH Filing 4	MULTIPLE	MULTIPLE	$ 35,750.00	$ -	$ 35,750.00	Multiple	Multiple	$ 35,750.00	Pulte	Vendor Stmt	$ 35,750.00	46.99%	$ 16,799.93	53.01%	$ 18,950.07	$ -	$ -	$ 18,950.07	$ 4,737.52	$ 4,737.52	$ 4,737.52	$ 4,737.52
4	Soft	FILING 05	Pulte	Contour Services	TAH Filing 5	MULTIPLE	MULTIPLE	$ 60,000.00	$ -	$ 60,000.00	Multiple	Multiple	$ 60,000.00	Pulte	Vendor Stmt	$ 60,000.00	45.57%	$ 27,344.55	54.43%	$ 32,655.45	$ -	$ -	$ 32,655.45	$ 8,163.86	$ 8,163.86	$ 8,163.86	$ 8,163.86
4	Soft	FILING 08	Pulte	Contour Services	TAH Filing 8	MULTIPLE	MULTIPLE	$ 101,614.00	$ -	$ 101,614.00	Multiple	Multiple	$ 79,524.00	Pulte	Vendor Stmt	$ 79,524.00	59.78%	$ 60,749.31	40.22%	$ 40,864.69	$ -	$ -	$ 31,981.06	$ 7,995.27	$ 7,995.27	$ 7,995.27	$ 7,995.27
4	Hard	FILING 04	Pulte	CTL Thompson	Compaction Testing - Sanitary/Water	593217	08/31/21	$ 1,139.00	$ -	$ 1,139.00	Vendor Stmt	01/03/22	$ 1,139.00	Pulte	01/03/22	$ 1,139.00	0.00%	$ -	100.00%	$ 1,139.00	$ -	$ -	$ 1,139.00	$ -	$ 588.00	$ 551.00	$ -
4	Hard	FILING 05	Pulte	CTL Thompson	Compaction Testing - Sanitary/Water/Storm	593233	08/31/21	$ 5,284.00	$ -	$ 5,284.00	Vendor Stmt	01/03/22	$ 5,284.00	Pulte	01/03/22	$ 5,284.00	0.00%	$ -	100.00%	$ 5,284.00	$ -	$ -	$ 5,284.00	$ 2,543.00	$ 2,349.00	$ 392.00	$ -
4	Hard	FILING 08	Pulte	CTL Thompson	Compaction Testing -Site Grading	593234	08/31/21	$ 9,477.50	$ -	$ 9,477.50	Vendor Stmt	01/03/22	$ 9,477.50	Pulte	01/03/22	$ 9,477.50	0.00%	$ -	100.00%	$ 9,477.50	$ -	$ -	$ 9,477.50	$ 2,369.38	$ 2,369.38	$ 2,369.38	$ 2,369.38
4	Soft	FILING 05	Pulte	CTL Thompson	Subgrade/Pavement	593776	08/31/21	$ 6,050.00	$ -	$ 6,050.00	Vendor Stmt	01/03/22	$ 6,050.00	Pulte	01/03/22	$ 6,050.00	45.57%	$ 2,757.24	54.43%	$ 3,292.76	$ -	$ -	$ 3,292.76	$ 823.19	$ 823.19	$ 823.19	$ 823.19
4	Hard	FILING 08	Pulte	CTL Thompson	Subgrade/Pavement	598169	09/30/21	$ 1,100.00	$ -	$ 1,100.00	Vendor Stmt	01/03/22	$ 1,100.00	Pulte	01/03/22	$ 1,100.00	0.00%	$ -	100.00%	$ 1,100.00	$ -	$ -	$ 1,100.00	$ 275.00	$ 275.00	$ 275.00	$ 275.00
4	Hard	FILING 05	Pulte	CTL Thompson	Compaction Testing - Sanitary/Water/Storm	598202	09/30/21	$ 4,854.00	$ -	$ 4,854.00	Vendor Stmt	01/03/22	$ 4,854.00	Pulte	01/03/22	$ 4,854.00	0.00%	$ -	100.00%	$ 4,854.00	$ -	$ -	$ 4,854.00	$ 2,948.00	$ 1,906.00	$ -	$ -
4	Hard	FILING 08	Pulte	CTL Thompson	Compaction Testing -Site Grading	598203	09/30/21	$ 12,440.50	$ -	$ 12,440.50	Vendor Stmt	01/03/22	$ 12,440.50	Pulte	01/03/22	$ 12,440.50	59.78%	$ 7,437.48	40.22%	$ 5,003.02	$ -	$ -	$ 5,003.02	$ 1,250.76	$ 1,250.76	$ 1,250.76	$ 1,250.76
4	Hard	FILING 05	Pulte	CTL Thompson	Compaction Testing - Sanitary/Water/Storm	601703	10/31/21	$ 3,250.00	$ -	$ 3,250.00	Vendor Stmt	01/03/22	$ 3,250.00	Pulte	01/03/22	$ 3,250.00	0.00%	$ -	100.00%	$ 3,250.00	$ -	$ -	$ 3,250.00	$ 1,899.00	$ 961.00	$ 390.00	$ -
4	Hard	FILING 04	Pulte	CTL Thompson	Compaction Testing - Sanitary/Water/Storm	601704	10/31/21	$ 4,450.00	$ -	$ 4,450.00	Vendor Stmt	01/03/22	$ 4,450.00	Pulte	01/03/22	$ 4,450.00	0.00%	$ -	100.00%	$ 4,450.00	$ -	$ -	$ 4,450.00	$ 4,058.00	$ 392.00	$ -	$ -
4	Hard	FILING 08	Pulte	CTL Thompson	Compaction Testing -Site Grading/Sanitary	601708	10/31/21	$ 10,669.00	$ -	$ 10,669.00	Vendor Stmt	01/03/22	$ 10,669.00	Pulte	01/03/22	$ 10,669.00	59.78%	$ 6,378.40	40.22%	$ 4,290.60	$ -	$ -	$ 4,290.60	$ 1,072.65	$ 1,072.65	$ 1,072.65	$ 1,072.65
4	Hard	FILING 04	Pulte	CTL Thompson	Subgrade/Pavement	604688	11/30/21	$ 2,797.00	$ -	$ 2,797.00	Vendor Stmt	01/03/22	$ 2,797.00	Pulte	01/03/22	$ 2,797.00	0.00%	$ -	100.00%	$ 2,797.00	$ -	$ -	$ 2,797.00	$ 699.25	$ 699.25	$ 699.25	$ 699.25
4	Hard	FILING 05	Pulte	CTL Thompson	Compaction Testing - Subgrade/Base/Paving	604705	11/30/21	$ 5,626.00	$ -	$ 5,626.00	Vendor Stmt	01/03/22	$ 5,626.00	Pulte	01/03/22	$ 5,626.00	0.00%	$ -	100.00%	$ 5,626.00	$ -	$ -	$ 5,626.00	$ 1,406.50	$ 1,406.50	$ 1,406.50	$ 1,406.50
4	Hard	FILING 08	Pulte	CTL Thompson	Compaction Testing -Site Grading/Pavement	604706	11/30/21	$ 9,987.00	$ -	$ 9,987.00	Vendor Stmt	01/03/22	$ 9,987.00	Pulte	01/03/22	$ 9,987.00	0.00%	$ -	100.00%	$ 9,987.00	$ -	$ -	$ 9,987.00	$ 2,496.75	$ 2,496.75	$ 2,496.75	$ 2,496.75
4	Hard	FILING 04	Pulte	Fiore and Sons, Inc.	TAH: Fillings 4, 5, 8, 13 Earthwork	MULTIPLE	MULTIPLE	$ 74,979.45	$ 7,497.95	$ 67,481.51	Vendor Stmt	Multiple	$ 64,569.67	Pulte	Multiple	$ 64,569.67	74.55%	$ 50,309.97	25.45%	$ 17,171.54	$ -	$ -	$ 14,259.70	$ 4,638.13	$ 2,332.16	$ 2,332.16	$ 4,957.25
4	Hard	FILING 05	Pulte	Fiore and Sons, Inc.	TAH: Fillings 4, 5, 8, 13 Earthwork	MULTIPLE	MULTIPLE	$ 281,427.24	$ 28,142.72	$ 253,284.52	Vendor Stmt	Multiple	$ 242,355.24	Pulte	Multiple	$ 242,355.24	74.55%	$ 188,833.02	25.45%	$ 64,451.50	$ -	$ -	$ 53,522.23	$ 17,408.72	$ 8,753.51	$ 8,753.51	$ 18,606.49
4	Hard	FILING 08	Pulte	Fiore and Sons, Inc.	TAH: Fillings 4, 5, 8, 13 Earthwork	MULTIPLE	MULTIPLE	$ 682,193.99	$ 68,219.40	$ 613,974.59	Vendor Stmt	Multiple	$ 587,481.48	Pulte	Multiple	$ 587,481.48	74.55%	$ 457,740.87	25.45%	$ 156,233.72	$ -	$ -	$ 129,740.61	$ 42,199.62	$ 21,218.96	$ 21,218.96	$ 45,103.07
4	Hard	FILING 13	Pulte	Fiore and Sons, Inc.	TAH: Fillings 4, 5, 8, 13 Earthwork	MULTIPLE	MULTIPLE	$ 38,805.91	$ 3,880.59	$ 34,925.32	Vendor Stmt	Multiple	$ 33,418.28	Pulte	Multiple	$ 33,418.28	74.55%	$ 26,038.12	25.45%	$ 8,887.20	$ -	$ -	$ 7,380.16	$ 2,400.48	$ 1,207.02	$ 1,207.02	$ 2,565.64
4	Soft	FILING 04	Pulte	HR Green Development	Project No. 201684	MULTIPLE	MULTIPLE	$ 155.37	$ -	$ 155.37	Vendor Stmt	Multiple	$ 1,887.47	Pulte	Multiple	$ 1,887.47	63.33%	$ 98.39	36.67%	$ 56.98	$ -	$ -	$ 32.99	$ 8.25	$ 8.25	$ 8.25	$ 8.25
4	Soft	FILING 05	Pulte	HR Green Development	Project No. 201684	MULTIPLE	MULTIPLE	$ 583.15	$ -	$ 583.15	Vendor Stmt	Multiple	$ 7,084.43	Pulte	Multiple	$ 7,084.43	63.33%	$ 369.29	36.67%	$ 213.86	$ -	$ -	$ 123.81	$ 30.95	$ 30.95	$ 30.95	$ 30.95
4	Soft	FILING 08	Pulte	HR Green Development	Project No. 201684	MULTIPLE	MULTIPLE	$ 16,163.55	$ -	$ 16,163.55	Vendor Stmt	Multiple	$ 17,173.02	Pulte	Multiple	$ 17,173.02	60.09%	$ 9,713.36	39.91%	$ 6,450.19	$ -	$ -	$ 6,231.92	$ 1,557.98	$ 1,557.98	$ 1,557.98	$ 1,557.98
4	Soft	FILING 13	Pulte	HR Green Development	Project No. 201684	MULTIPLE	MULTIPLE	$ 12,303.06	$ -	$ 12,303.06	Vendor Stmt	Multiple	$ 976.87	Pulte	Multiple	$ 976.87	99.76%	$ 12,273.57	0.24%	$ 29.49	$ -	$ -	$ 11.66	$ 2.92	$ 2.92	$ 2.92	$ 2.92
4	Hard	FILING 04	Pulte	JCS LLC	Site Cleanup/Grading	439	12/06/21	$ 4,920.00	$ -	$ 4,920.00	Vendor Stmt	01/03/22	$ 4,920.00	Pulte	01/03/22	$ 4,920.00	55.01%	$ 2,706.51	44.99%	$ 2,213.49	$ -	$ -	$ 2,213.49	$ 553.37	$ 553.37	$ 553.37	$ 553.37
4	Hard	FILING 04	Pulte	Martin Marietta	TAH: Fillings 4, 5, 8, 13 Paving	MULTIPLE	MULTIPLE	$ 109,352.70	$ 10,935.27	98417.43	Vendor Stmt	Multiple	$ 98,417.43	Pulte	Multiple	9841743.00%	0.00%	0.00%	100.00%	$ 98,417.43	$ -	$ -	$ 98,417.43	$ 98,417.43	$ -	$ -	$ -
4	Hard	FILING 05	Pulte	Martin Marietta	TAH: Fillings 4, 5, 8, 13 Paving	MULTIPLE	MULTIPLE	$ 312,608.85	$ 31,260.89	$ 281,347.97	Vendor Stmt	Multiple	$ 281,347.97	Pulte	Multiple	$ 281,347.97	0.00%	$ -	100.00%	$ 281,347.97	$ -	$ -	$ 281,347.97	$ 281,347.97	$ -	$ -	$ -
4	Hard	FILING 04	Pulte	Nelson Pipeline	TAH: Filings 4, 5, 8, 13	MULTIPLE	MULTIPLE	$ 10,972.02	$ 1,097.20	$ 9,874.82	UCLW	Multiple	$ (7,200.00)	Pulte	Multiple	$ (7,200.00)	-143.91%	$ (14,211.22)	243.91%	$ 24,086.04	$ -	$ -	$ 7,011.22	$ -	$ 9,810.00	$ (2,798.78)	$ -
4	Hard	FILING 05	Pulte	Nelson Pipeline	TAH: Filings 4, 5, 8, 13	MULTIPLE	MULTIPLE	$ 850,906.00	$ 85,090.60	$ 765,815.40	UCLW	Multiple	$ 765,815.40	Pulte	Multiple	$ 765,815.40	11.12%	$ 85,140.00	88.88%	$ 680,675.40	$ -	$ -	$ 680,675.40	$ 244,574.10	$ 121,860.00	$ 116,647.20	$ 197,594.10
4	Hard	FILING 08	Pulte	Nelson Pipeline	TAH: Filings 4, 5, 8, 13	MULTIPLE	MULTIPLE	$ 1,500,345.00	$ 150,034.50	$ 1,350,310.50	UCLW	Multiple	$ 741,237.30	Pulte	Multiple	$ 741,237.30	15.50%	$ 209,331.00	84.50%	$ 1,140,979.50	$ -	$ -	$ 647,344.80	$ 172,792.80	$ 230,652.00	$ 243,900.00	$ -
4	Hard	FILING 04	Pulte	Norris Design	TAH Pulte Homes - Filings 4, 5, 8, & 13	MULTIPLE	MULTIPLE	$ 19,711.34	$ -	$ 19,711.34	Vendor Stmt	Multiple	$ 18,599.98	Pulte	Multiple	$ 18,599.98	14.00%	$ 2,759.99	86.00%	$ 16,951.35	$ -	$ -	$ 15,839.99	$ 5,606.75	$ 2,313.25	$ 2,313.25	$ 5,606.75
4	Hard	FILING 05	Pulte	Norris Design	TAH Pulte Homes - Filings 4, 5, 8, & 13	MULTIPLE	MULTIPLE	$ 66,181.34	$ -	$ 66,181.34	Vendor Stmt	Multiple	$ 65,257.09	Pulte	Multiple	$ 65,257.09	15.65%	$ 10,359.34	84.35%	$ 55,822.00	$ -	$ -	$ 54,897.75	$ 20,664.38	$ 6,784.50	$ 6,784.50	$ 20,664.38
4	Hard	FILING 08	Pulte	Norris Design	TAH Pulte Homes - Filings 4, 5, 8, & 13	MULTIPLE	MULTIPLE	$ 90,146.31	$ -	$ 90,146.31	Vendor Stmt	Multiple	$ 84,988.81	Pulte	Multiple	$ 84,988.81	27.86%	$ 25,111.56	72.14%	$ 65,034.75	$ -	$ -	$ 59,877.25	$ 18,737.13	$ 11,201.50	$ 11,201.50	$ 18,737.13
4	Hard	FILING 13	Pulte	Norris Design	TAH Pulte Homes - Filings 4, 5, 8, & 13	MULTIPLE	MULTIPLE	$ 7,738.70	$ -	$ 7,738.70	Vendor Stmt	Multiple	$ 7,738.70	Pulte	Multiple	$ 7,738.70	18.46%	$ 1,428.45	81.54%	$ 6,310.25	$ -	$ -	$ 6,310.25	$ 1,967.94	$ 1,187.19	$ 1,187.19	$ 1,967.94
4	Hard	OA In Tract	Pulte	Precise Striping	210780-Aurora Highlands Striping and Signage - Filing Nos. 4, 5, and 8	8514	11/17/21	$ 16,555.00	$ -	$ 16,555.00	Vendor Stmt	Multiple	$ 16,555.00	Pulte	Multiple	$ 16,555.00	0.00%	$ -	100.00%	$ 16,555.00	$ -	$ -	$ 16,555.00	$ 16,555.00	$ -	$ -	$ -
4	Hard	FILING 04	Pulte	Stormwater Risk Management	TAH: Filings 4, 5, 8, 13 - Erosion Control	MULTIPLE	MULTIPLE	$ 40,993.51	$ 4,099.35	$ 36,894.16	Vendor Stmt	Multiple	$ 33,499.22	Pulte	Multiple	$ 33,499.22	47.95%	$ 17,691.04	52.05%	$ 19,203.12	$ -	$ -	$ 17,403.56	$ 4,350.89	$ 4,350.89	$ 4,350.89	$ 4,350.89
4	Hard	FILING 05	Pulte	Stormwater Risk Management	TAH: Filings 4, 5, 8, 13 - Erosion Control	MULTIPLE	MULTIPLE	$ 82,873.93	$ 8,287.39	$ 74,586.54	Vendor Stmt	Multiple	$ 71,497.74	Pulte	Multiple	$ 71,497.74	49.41%	$ 36,852.84	50.59%	$ 37,733.70	$ -	$ -	$ 36,052.60	$ 9,013.15	$ 9,013.15	$ 9,013.15	$ 9,013.15
4	Hard	FILING 08	Pulte	Stormwater Risk Management	TAH: Filings 4, 5, 8, 13 - Erosion Control	MULTIPLE	MULTIPLE	$ 88,685.60	$ 8,868.56	$ 79,817.04	Vendor Stmt	Multiple	$ 78,107.04	Pulte	Multiple	$ 78,107.04	59.78%	$ 47,718.13	40.22%	$ 32,098.91	$ -	$ -	$ 31,411.22	$ 7,852.81	$ 7,852.81	$ 7,852.81	$ 7,852.81
4	Hard	FILING 04	Pulte	Three Sons Construction	TAH: Fillings 4, 5, 8, 13 Paving - C&G and Sidewalks	MULTIPLE	MULTIPLE	$ 217,382.60	$ 21,738.26	$ 195,644.34	Vendor Stmt	Multiple	$ 195,644.34	Pulte	Multiple	$ 195,644.34	0.00%	$ -	100.00%	$ 195,644.34	$ -	$ -	$ 195,644.34	$ 195,644.34	$ -	$ -	$ -
4	Hard	FILING 05	Pulte	Three Sons Construction	TAH: Fillings 4, 5, 8, 13 Paving - C&G and Sidewalks	MULTIPLE	MULTIPLE	$ 499,882.57	$ 49,988.26	$ 449,894.31	Vendor Stmt	Multiple	$ 449,894.31	Pulte	Multiple	$ 449,894.31	0.00%	$ -	100.00%	$ 449,894.31	$ -	$ -	$ 449,894.31	$ 449,894.31	$ -	$ -	$ -
4	Soft	FILING 02	RAH	AG Wassenaar	213280MAS 213281-213506 TAH Filing 2	337512	08/22/21	$ 5,040.00	$ -	$ 5,040.00	ACH 29101	08/22/21	$ 5,040.00	RAH	08/22/21	$ 5,040.00	100.00%	$ 5,040.00	0.00%	$ -	$ -	$ -	$ -	$ -	$ -	$ -	$ -
4	Soft	FILING 02	RAH	AG Wassenaar	212006 TAH F2 East 42nd Ave. & Fultondale St	338461	08/31/21	$ 4,423.00	$ -	$ 4,423.00	ACH 25398	09/20/21	$ 4,423.00	RAH	09/20/21	$ 4,423.00	51.18%	$ 2,263.80	48.82%	$ 2,159.20	$ -	$ -	$ 2,159.20	$ 539.80	$ 539.80	$ 539.80	$ 539.80
4	Soft	FILING 02	RAH	AG Wassenaar	212006 TAH F2 East 42nd Ave. & Fultondale St	338462	08/31/21	$ 9,973.50	$ -	$ 9,973.50	ACH 25398	09/20/21	$ 9,973.50	RAH	09/20/21	$ 9,973.50	28.43%	$ 2,835.25	71.57%	$ 7,138.25	$ -	$ -	$ 7,138.25	$ 1,784.56	$ 1,784.56	$ 1,784.56	$ 1,784.56
4	Soft	FILING 02	RAH	AG Wassenaar	212006 TAH F2 East 42nd Ave. & Fultondale St	338463	08/31/21	$ 6,547.00	$ -	$ 6,547.00	ACH 25398	09/20/21	$ 6,547.00	RAH	09/20/21	$ 6,547.00	28.22%	$ 1,847.69	71.78%	$ 4,699.31	$ -	$ -	$ 4,699.31	$ 1,174.83	$ 1,174.83	$ 1,174.83	$ 1,174.83
4	Soft	FILING 02	RAH	AG Wassenaar	201006 TAH Filing 1 Aurora Blvd & 45th Avenue	341435	10/31/21	$ 180.00	$ -	$ 180.00	ACH 29596	10/31/21	$ 180.00	RAH	10/31/21	$ 180.00	32.26%	$ 58.06	67.74%	$ 121.94	$ -	$ -	$ 121.94	$ 30.48	$ 30.48	$ 30.48	$ 30.48
4	Soft	FILING 02	RAH	AG Wassenaar	212006 TAH F2 East 42nd Ave. & Fultondale St	341436	10/31/21	$ 3,595.00	$ -	$ 3,595.00	ACH 29596	10/31/21	$ 3,595.00	RAH	10/31/21	$ 3,595.00	51.18%	$ 1,840.01	48.82%	$ 1,754.99	$ -	$ -	$ 1,754.99	$ 438.75	$ 438.75	$ 438.75	$ 438.75
4	Soft	FILING 02	RAH	AG Wassenaar	212006 TAH F2 East 42nd Ave. & Fultondale St	341437	10/31/21	$ 6,990.00	$ -	$ 6,990.00	ACH 29596	10/31/21	$ 6,990.00	RAH	10/31/21	$ 6,990.00	26.62%	$ 1,860.48	73.38%	$ 5,129.52	$ -	$ -	$ 5,129.52	$ 1,282.38	$ 1,282.38	$ 1,282.38	$ 1,282.38
4	Soft	FILING 02	RAH	AG Wassenaar	212006 TAH F2 East 42nd Ave. & Fultondale St	341438	10/31/21	$ 10,000.00	$ -	$ 10,000.00	ACH 29596	10/31/21	$ 10,000.00	RAH	10/31/21	$ 10,000.00	25.98%	$ 2,597.51	74.02%	$ 7,402.49	$ -	$ -	$ 7,402.49	$ 1,850.62	$ 1,850.62	$ 1,850.62	$ 1,850.62
4	Soft	FILING 02	RAH	AG Wassenaar	213280MAS 213281-213506 TAH Filing 2	341968	11/15/21	$ 16,240.00	$ -	$ 16,240.00	ACH 30107	11/10/21	$ 16,240.00	RAH	11/10/21	$ 16,240.00	100.00%	$ 16,240.00	0.00%	$ -	$ -	$ -	$ -	$ -	$ -	$ -	$ -
4	Soft	FILING 02	RAH	AG Wassenaar	213820MAS 213281-213506 TAH Filing 2 Lotts	342256	11/24/21	$ 21,840.00	$ -	$ 21,840.00	ACH 30107	11/10/21	$ 21,840.00	RAH	11/10/21	$ 21,840.00	100.00%	$ 21,840.00	0.00%	$ -	$ -	$ -	$ -	$ -	$ -	$ -	$ -
4	Hard	FILING 02	RAH	Alpine Civil Construction	Aurora Highlands CSP-2	2021-15.6	10/31/21	$ 435,025.05	$ 43,502.51	$ 391,522.55	MULTIPLE	MULTIPLE	$ 391,522.55	RAH	MULTIPLE	$ 391,522.55	0.00%	$ -	100.00%	$ 391,522.55	$ -	$ -	$ 391,522.55	$ 391,522.55	$ -	$ -	$ -
4	Soft	FILING 02	RAH	City of Aurora	Civil Plans Revision	658629	10/14/21	$ 424.00	$ -	$ 424.00	1138236	11/02/21	$ 424.00	RAH	11/02/21	$ 424.00	51.18%	$ 217.01	48.82%	$ 206.99	$ -	$ -	$ 206.99	$ 51.75	$ 51.75	$ 51.75	$ 51.75
4	HARD	FILING 02	RAH	Clear Creek Civil LLC	Aurora Highlands 2020-12 - Silt Fence Maintenance	1668	09/03/21	$ 1,521.20	$ -	$ 1,521.20	1137147	09/17/21	$ 1,521.20	RAH	09/22/21	$ 1,521.20	51.18%	$ 778.59	48.82%	$ 742.61	$ -	$ -	$ 742.61	$ 185.65	$ 185.65	$ 185.65	$ 185.65
4	HARD	FILING 02	RAH	Clear Creek Civil LLC	Aurora Highlands 2020-12 - Street Sweeping	1677	09/03/21	$ 600.00	$ -	$ 600.00	1137492	09/24/21	$ 600.00	RAH	09/29/21	$ 600.00	51.18%	$ 307.09	48.82%	$ 292.91	$ -	$ -	$ 292.91	$ 73.23	$ 73.23	$ 73.23	$ 73.23
4	HARD	FILING 02	RAH	Clear Creek Civil LLC	Aurora Highlands 2020-12 - Street Sweeping	1702	09/15/21	$ 1,000.00	$ -	$ 1,000.00	1137492	09/24/21	$ 1,000.00	RAH	09/29/21	$ 1,000.00	51.18%	$ 511.82	48.82%	$ 488.18	$ -	$ -	$ 488.18	$ 122.04	$ 122.04	$ 122.04	$ 122.04
4	HARD	FILING 02	RAH	Clear Creek Civil LLC	General Erosion Control	1708	09/15/21	$ 3,329.48	$ -	$ 3,329.48	1137492	09/24/21	$ 3,329.48	RAH	09/29/21	$ 3,329.48	51.18%	$ 1,704.11	48.82%	$ 1,625.37	$ -	$ -	$ 1,625.37	$ 406.34	$ 406.34	$ 406.34	$ 406.34
4	HARD	FILING 02	RAH	Clear Creek Civil LLC	General Erosion Control	1711	09/15/21	$ 7,560.00	$ -	$ 7,560.00	1137492	09/24/21	$ 7,560.00	RAH	09/29/21	$ 7,560.00	51.18%	$ 3,869.39	48.82%	$ 3,690.61	$ -	$ -	$ 3,690.61	$ 922.65	$ 922.65	$ 922.65	$ 922.65
4	HARD	FILING 02	RAH	Clear Creek Civil LLC	Aurora Higlens 2020-13 - Installed Added Missing Street Signs	1712	09/15/21	$ 800.00	$ -	$ 800.00	1137492	09/24/21	$ 800.00	RAH	09/29/21	$ 800.00	0.00%	$ -	100.00%	$ 800.00	$ -	$ -	$ 800.00	$ 200.00	$ 200.00	$ 200.00	$ 200.00
4	HARD	FILING 02	RAH	Clear Creek Civil LLC	Aurora Highlands 2020-12 - Street Sweeping	1715	09/15/21	$ 900.00	$ -	$ 900.00	1137492	09/24/21	$ 900.00	RAH	09/29/21	$ 900.00	51.18%	$ 460.64	48.82%	$ 439.36	$ -	$ -	$ 439.36	$ 109.84	$ 109.84	$ 109.84	$ 109.84
4	Hard	FILING 02	RAH	Clear Creek Civil LLC	Installed blocks at 9 inlets, 62 blocks	1746	11/05/21	$ 4,300.00	$ -	$ 4,300.00	1139274	12/01/21	$ 4,300.00	RAH	12/01/21	$ 4,300.00	51.18%	$ 2,200.84	48.82%	$ 2,099.16	$ -	$ -	$ 2,099.16	$ 524.79	$ 524.79	$ 524.79	$ 524.79
4	HARD	FILING 02	RAH	Clear Creek Civil LLC	Installed 3 mudmat at base tie ins	1762	11/04/21	$ 2,200.00	$ -	$ 2,200.00	1139274	12/01/21	$ 2,200.00	RAH	12/01/21	$ 2,200.00	51.18%	$ 1,126.01	48.82%	$ 1,073.99	$ -	$ -	$ 1,073.99	$ 268.50	$ 268.50	$ 268.50	$ 268.50
4	HARD	FILING 02	RAH	Clear Creek Civil LLC	Install Silt Fence at back of curb	1766	11/04/21	$ 5,357.50	$ -	$ 5,357.50	1139274	12/01/21	$ 5,357.50	RAH	12/01/21	$ 5,357.50	0.00%	$ -	100.00%	$ 5,357.50	$ -	$ -	$ 5,357.50	$ 1,339.38	$ 1,339.38	$ 1,339.38	$ 1,339.38
4	HARD	FILING 02	RAH	Clear Creek Civil LLC	Install Erosion Control Blanket with Seed	1774	11/04/21	$ 5,000.00	$ -	$ 5,000.00	1139274	12/01/21	$ 5,000.00	RAH	12/01/21	$ 5,000.00	51.18%	$ 2,559.12	48.82%	$ 2,440.88	$ -	$ -	$ 2,440.88	$ 610.22	$ 610.22	$ 610.22	$ 610.22
4	Hard	FILING 02	RAH	Clear Creek Civil LLC	Install Silt fence at back of curb and gutter	1775	11/04/21	$ 16,900.00	$ -	$ 16,900.00	1139274	12/01/21	$ 16,900.00	RAH	12/01/21	$ 16,900.00	0.00%	$ -	100.00%	$ 16,900.00	$ -	$ -	$ 16,900.00	$ 4,225.00	$ 4,225.00	$ 4,225.00	$ 4,225.00
4	Soft	FILING 02	RAH	CMS Environmental Solutions	Weekly + Post-Storm Inspections	124281	09/01/21	$ 595.00	$ -	$ 595.00	ACH 25900	10/04/21	$ 595.00	RAH	10/04/21	$ 595.00	51.18%	$ 304.54	48.82%	$ 290.46	$ -	$ -	$ 290.46	$ 72.62	$ 72.62	$ 72.62	$ 72.62
4	Soft	FILING 02	RAH	CMS Environmental Solutions	Weekly + Post-storm Inspections & SWMP Amendment	125528	10/01/21	$ 1,795.00	$ -	$ 1,795.00	ACH 27971	11/01/21	$ 1,795.00	RAH	11/01/21	$ 1,795.00	51.18%	$ 918.72	48.82%	$ 876.28	$ -	$ -	$ 876.28	$ 219.07	$ 219.07	$ 219.07	$ 219.07
4	Soft	FILING 02	RAH	CMS Environmental Solutions	Weekly + Post-storm Inspections & SWMP Amendment	126809	11/01/21	$ 595.00		$ 595.00	ACH 31187	12/20/21	$ 595.00	RAH	12/20/21	$ 595.00	51.18%	$ 304.54	48.82%	$ 290.46	$ -	$ -	$ 290.46	$ 72.62	$ 72.62	$ 72.62	$ 72.62
4	Hard	FILING 01	RAH	Liberty Infrastructure LLC	THE AURORA HIGHLANDS - FILING 1 20106	MULTIPLE	MULTIPLE	$ 68,458.09	$ -	$ 68,458.09	Multiple	Multiple	$ 68,458.09	RAH	Multiple	$ 68,458.09	-69.18%	$ (47,356.41)	169.18%	$ 115,814.50	$ -	$ -	$ 115,814.50	$ (23,013.40)	$ 149,914.16	$ (10,847.91)	$ (238.36)
4	Hard	FILING 02	RAH	Liberty Infrastructure LLC	Manhole Grade Rings	21100 11-10-21	11/10/21	$ 1,782.00	$ 89.12	$ 1,692.88	ACH 29605	11/15/21	$ 1,692.88	RAH	11/15/21	$ 1,692.88	0.00%	$ -	100.00%	$ 1,692.88	$ -	$ -	$ 1,692.88	$ 1,692.88	$ -	$ -	$ -
4	Hard	FILING 02	RAH	Nelson Pipeline	2021-050 TAH F2	MULTIPLE	MULTIPLE	$ 483,001.03	$ 58,918.90	$ 424,082.12	MULTIPLE	MULTIPLE	$ 314,536.84	RAH	Multiple	$ 314,536.84	-53.23%	$ (225,742.90)	153.23%	$ 649,825.02	$ -	$ -	$ 553,252.86	$ 154,123.53	$ 401,024.52	$ (1,704.71)	$ (190.48)
4	Soft	FILING 02	RAH	Norris Design, Inc.	Tah Filing 2 0061-01-2089	Multiple	Multiple	$ 85.00	$ -	$ 85.00	ACH	10/18/21	$ 85.00	RAH	10/18/21	$ 85.00	-100.00%	$ (6,067.44)	200.00%	$ 6,152.44	$ -	$ -	$ 6,152.44	$ 1,538.11	$ 1,538.11	$ 1,538.11	$ 1,538.11
4	Hard	FILING 02	RAH	ProSystems Professional Electrical System	Aurora Highlands - Street Lighting Filing 2	1	11/19/21	$ 208,248.75	$ 23,280.13	$ 184,968.62	ACH	12/15/21	$ 184,968.62	RAH	12/15/21	$ 184,968.62	0.00%	$ -	100.00%	$ 184,968.62	$ -	$ -	$ 184,968.62	$ 184,968.62	$ -	$ -	$ -
4	Hard	FILING 02	RAH	Raspanti Consulting Services	Excel Gas Main Extension	1035167	08/25/21	$ 59,940.00	$ -	$ 59,940.00	1136343	08/26/21	$ 59,940.00	RAH	09/03/21	$ 59,940.00	100.00%	$ 59,940.00	0.00%	$ -	$ -	$ -	$ -	$ -	$ -	$ -	$ -

SUMMARY OF COSTS REVIEWED

VER NO	TYPE	FILING	SOURCE	VENDOR	DESCRIPTION	INV NO	INV DATE	INV AMT	RET/OCIP/DISC	FINAL INV AMT	CHK NO	PMT DATE	PMT AMT	PAYOR	DATE CLEARED	VER PMT AMT	% PRI	PRI AMT	% PUB	PUB AMT	PREV AMT	AMT REV BY PPP CHANGE	CUR VER PUB AMT	STREETS	WATER	SANITATION	PARKS & REC
5	Soft	FILING 10	Bridgewater	Aztec	171521-01 Aurora Highlands Filing 10	117111	12/10/21	$ 2,130.00	$ -	$ 2,130.00						$ -	12.46%	$ 265.50	87.54%	$ 1,864.50	$ -	$ -	$ -	$ -	$ -	$ -	$ -
5	Soft	FILING 10	Bridgewater	Contour Services	TAH Filing 10	MULTIPLE	MULTIPLE	$ 27,360.00	$ -	$ 27,360.00	Vendor Stmt	12/31/21	$ 7,600.00	BWH	01/30/22	$ 7,600.00	46.33%	$ 12,674.91	53.67%	$ 14,685.09	$ -	$ -	$ 4,079.19	$ 1,019.80	$ 1,019.80	$ 1,019.80	$ 1,019.80
5	Hard	FILING 10	Bridgewater	Nelson Pipeline	FILING 10 - Infrastructure	MULTIPLE	MULTIPLE	$ 776,599.50	$ 40,894.80	$ 735,704.70			$ -			$ -	0.70%	$ 5,148.36	99.30%	$ 730,556.34	$ -	$ -	$ -	$ -	$ -	$ -	$ -
5	Soft	FILING 04	Pulte	Aztec Consultants	164721-02 Aurora Highlands Filing 4-13	MULTIPLE	MULTIPLE	$ 508.97	$ -	$ 508.97	Vendor Stmt	Multiple	$ 508.97	Pulte	Multiple	$ 508.97	35.40%	$ 180.16	64.60%	$ 328.81	$ -	$ -	$ -	$ -	$ -	$ -	$ -
5	Soft	FILING 05	Pulte	Aztec Consultants	164721-02 Aurora Highlands Filing 4-13	MULTIPLE	MULTIPLE	$ 1,910.37	$ -	$ 1,910.37	Vendor Stmt	Multiple	$ 1,910.37	Pulte	Multiple	$ 1,910.37	35.40%	$ 676.20	64.60%	$ 1,234.16	$ -	$ -	$ -	$ -	$ -	$ -	$ -
5	Soft	FILING 08	Pulte	Aztec Consultants	164721-02 Aurora Highlands Filing 4-13	MULTIPLE	MULTIPLE	$ 4,630.82	$ -	$ 4,630.82	Vendor Stmt	Multiple	$ 4,630.82	Pulte	Multiple	$ 4,630.82	35.40%	$ 1,639.15	64.60%	$ 2,991.67	$ -	$ -	$ -	$ -	$ -	$ -	$ -
5	Soft	FILING 13	Pulte	Aztec Consultants	164721-02 Aurora Highlands Filing 4-13	MULTIPLE	MULTIPLE	$ 263.42	$ -	$ 263.42	Vendor Stmt	Multiple	$ 263.42	Pulte	Multiple	$ 263.42	35.40%	$ 93.24	64.60%	$ 170.18	$ -	$ -	$ -	$ -	$ -	$ -	$ -
5	Hard	FILING 04	Pulte	CTL Thompson	Compaction Testing - Site Grading/Asphalt	608133	12/31/21	$ 710.00	$ -	$ 710.00	Vendor Stmt	02/22/22	$ 710.00	Pulte	02/22/22	$ 710.00	0.00%	$ -	100.00%	$ 710.00	$ -	$ -	$ 710.00	$ 177.50	$ 177.50	$ 177.50	$ 177.50
5	Hard	FILING 05	Pulte	CTL Thompson	Compaction Testing -Site Grading/Pavement	608215	12/31/21	$ 5,786.50	$ -	$ 5,786.50	Vendor Stmt	02/22/22	$ 5,786.50	Pulte	02/22/22	$ 5,786.50	10.38%	$ 600.67	89.62%	$ 5,185.83	$ -	$ -	$ 5,185.83	$ 1,296.46	$ 1,296.46	$ 1,296.46	$ 1,296.46
5	Hard	FILING 08	Pulte	CTL Thompson	Compaction Testing - Sanitary/Water/Storm	608220	12/31/21	$ 9,094.50	$ -	$ 9,094.50	Vendor Stmt	02/22/22	$ 9,094.50	Pulte	02/22/22	$ 9,094.50	0.00%	$ -	100.00%	$ 9,094.50	$ -	$ -	$ 9,094.50	$ 2,273.63	$ 2,273.63	$ 2,273.63	$ 2,273.63
5	Hard	FILING 04	Pulte	CTL Thompson	Compaction Testing - Sanitary Sewer/Concrete	611362	01/31/22	$ 1,051.00	$ -	$ 1,051.00	Vendor Stmt	02/22/22	$ 1,051.00	Pulte	02/22/22	$ 1,051.00	0.00%	$ -	100.00%	$ 1,051.00	$ -	$ -	$ 1,051.00	$ 525.50	$ -	$ 525.50	$ -
5	Hard	FILING 05	Pulte	CTL Thompson	Compaction Testing - Site Grading/Asphalt	611365	01/31/22	$ 593.00	$ -	$ 593.00	Vendor Stmt	02/22/22	$ 593.00	Pulte	02/22/22	$ 593.00	7.81%	$ 46.30	92.19%	$ 546.70	$ -	$ -	$ 546.70	$ 136.68	$ 136.68	$ 136.68	$ 136.68
5	Hard	FILING 08	Pulte	CTL Thompson	Compaction - Sanitary/Storm/Concrete	611369	01/31/22	$ 8,507.00	$ -	$ 8,507.00	Vendor Stmt	02/22/22	$ 8,507.00	Pulte	02/22/22	$ 8,507.00	0.00%	$ -	100.00%	$ 8,507.00	$ -	$ -	$ 8,507.00	$ 2,126.75	$ 2,126.75	$ 2,126.75	$ 2,126.75
5	Hard	FILING 08	Pulte	CTL Thompson	Compaction Testing - Subgrade/Base/Paving	611760	01/31/22	$ 14,300.00	$ -	$ 14,300.00	Vendor Stmt	02/22/22	$ 14,300.00	Pulte	02/22/22	$ 14,300.00	0.00%	$ -	100.00%	$ 14,300.00	$ -	$ -	$ 14,300.00	$ 3,575.00	$ 3,575.00	$ 3,575.00	$ 3,575.00
5	Hard	FILING 04	Pulte	Stormwater Risk Management	TAH: Filings 4, 5, 8, 13 - Erosion Control	MULTIPLE	MULTIPLE	$ 3,394.94	$ -	$ 3,394.94	Vendor Stmt	Multiple	$ 3,394.94	Pulte	Multiple	$ 3,394.94	46.99%	$ 1,595.38	53.01%	$ 1,799.56	$ -	$ -	$ 1,799.56	$ 449.89	$ 449.89	$ 449.89	$ 449.89
5	Hard	FILING 05	Pulte	Stormwater Risk Management	TAH: Filings 4, 5, 8, 13 - Erosion Control	MULTIPLE	MULTIPLE	$ 6,952.50	$ 695.25	$ 6,257.25	Vendor Stmt	Multiple	$ 6,484.05			$ 6,484.05	59.78%	$ 3,740.86	40.22%	$ 2,516.39	$ -	$ -	$ 3,046.52	$ 761.63	$ 761.63	$ 761.63	$ 761.63
5	Hard	FILING 08	Pulte	Stormwater Risk Management	TAH: Filings 4, 5, 8, 13 - Erosion Control	MULTIPLE	MULTIPLE	$ 8,115.00	$ 811.50	$ 7,303.50	Vendor Stmt	Multiple	$ 5,202.00			$ 5,202.00	59.78%	$ 4,366.35	40.22%	$ 2,937.15	$ -	$ -	$ 2,092.02	$ 523.00	$ 523.00	$ 523.00	$ 523.00
5	Soft	FILING 01	RAH	AG Wassenaar	192422 AH SW of E 42nd & Harvest Rd	311089	12/12/19	$ 20,200.00	$ -	$ 20,200.00	1107777	12/31/19	$ 20,200.00	RAH	01/08/20	$ 20,200.00	51.18%	$ 10,338.85	48.82%	$ 9,861.15	$ -	$ -	$ 9,861.15	$ 2,465.29	$ 2,465.29	$ 2,465.29	$ 2,465.29
5	Soft	FILING 01	RAH	AG Wassenaar	201006 TAH Filing 1 Aurora Blvd & 45th Avenue	321130	08/31/20	$ 9,880.00	$ -	$ 9,880.00	1121547	09/25/20	$ 9,880.00	RAH	10/13/20	$ 9,880.00	51.18%	$ 5,056.82	48.82%	$ 4,823.18	$ -	$ -	$ 4,823.18	$ 1,205.79	$ 1,205.79	$ 1,205.79	$ 1,205.79
5	Soft	FILING 01	RAH	AG Wassenaar	201006 TAH Filing 1 Aurora Blvd & 45th Avenue	321131	08/31/20	$ 4,165.00	$ -	$ 4,165.00	1121547	09/25/20	$ 4,165.00	RAH	10/13/20	$ 4,165.00	0.00%	$ -	100.00%	$ 4,165.00	$ -	$ -	$ 4,165.00	$ 4,165.00	$ -	$ -	$ -
5	Soft	FILING 01	RAH	AG Wassenaar	Residential and Vertical Contruction Fiscal Security	609688/610105	06/12/20	$ 19,315.00	$ -	$ 19,315.00	Vendor Stmt	06/12/20	$ 19,315.00	RAH	06/12/20	$ 19,315.00	100.00%	$ 19,315.00	0.00%	$ -	$ -	$ -	$ -	$ -	$ -	$ -	$ -
5	Hard	FILING 02	RAH	AG Wassenaar	212006 TAH F2 East 42nd Ave. & Fultondale St	342992	11/30/21	$ 7,290.00	$ -	$ 7,290.00	ACH 31925	12/20/21	$ 7,290.00	RAH	12/20/21	$ 7,290.00	0.00%	$ -	100.00%	$ 7,290.00	$ -	$ -	$ 7,290.00	$ 7,290.00	$ -	$ -	$ -
5	Hard	FILING 02	RAH	AG Wassenaar	213280MAS 213281-213506 TAH Filing 2	343593	12/10/21	$ 12,880.00	$ -	$ 12,880.00	ACH 31925	12/20/21	$ 12,880.00	RAH	12/20/21	$ 12,880.00	100.00%	$ 12,880.00	0.00%	$ -	$ -	$ -	$ -	$ -	$ -	$ -	$ -
5	Hard	FILING 01	RAH	Alpine Civil Construction	Aurora Highland 2020-14	Retainage	Retainage	$ 100,826.80	$ -	$ 100,826.80	1132222	05/18/21	$ 100,826.80	RAH	05/24/21	$ 100,826.80	0.00%	$ -	100.00%	$ 100,826.80	$ -	$ -	$ 139,097.30	$ 139,097.30	$ -	$ -	$ -
5	Hard	FILING 02	RAH	Alpine Civil Construction	Aurora Highlands CSP-2	MULTIPLE	MULTIPLE	$ 716,460.45	$ 84,284.40	$ 632,176.05	MULTIPLE	MULTIPLE	$ 632,176.05	RAH	MULTIPLE	$ 632,176.05	0.00%	$ -	100.00%	$ 632,176.05	$ -	$ -	$ 632,176.05	$ 632,176.05	$ -	$ -	$ -
5	Soft	FILING 02	RAH	Aztec Consultants	21420-72 Aurora Highlands Filing 2	MULTIPLE	MULTIPLE	$ 46,859.77	$ -	$ 46,859.77	MULTIPLE	MULTIPLE	$ 46,859.77	RAH	MULTIPLE	$ 46,859.77	53.23%	$ 24,943.83	46.77%	$ 21,915.94	$ -	$ -	$ 21,915.94	$ 12,552.36	$ 5,141.19	$ 1,325.02	$ 2,897.36
5	Hard	FILING 01	RAH	Bemas Construction	TAH Filing 1 20-050	Retainage	Retainage	$ 9,966.55	$ -	$ 9,966.55	1118181	07/28/20	$ 9,966.55		07/28/20	$ 9,966.55	43.33%	$ 4,318.74	56.67%	$ 5,647.81	$ -	$ -	$ 5,647.81	$ 867.80	$ 540.96	$ 540.96	$ 3,698.09
5	Soft	FILING 01	RAH	City of Aurora	CSP 1 Civil Plan Review	578114	07/11/19	$ 33,489.00	$ -	$ 33,489.00	1101302	09/05/19	$ 33,489.00	RAH	09/11/19	$ 33,489.00	41.91%	$ 14,033.94	58.09%	$ 19,455.06	$ -	$ -	$ 19,455.06	$ 4,863.77	$ 4,863.77	$ 4,863.77	$ 4,863.77
5	Soft	FILING 01	RAH	City of Aurora	CSP 1 - Fence Columns, Fencing and Landscape Islands	594232	12/02/19	$ 2,349.00	$ -	$ 2,349.00	1107089	12/18/19	$ 2,349.00	RAH	12/23/19	$ 2,349.00	0.00%	$ -	100.00%	$ 2,349.00	$ -	$ -	$ 2,349.00	$ 1,174.50	$ -	$ -	$ 1,174.50
5	Soft	FILING 01	RAH	City of Aurora	CSP 1 Mylar Plan Difference	594877	12/06/19	$ 2,745.00	$ -	$ 2,745.00	1107090	12/18/19	$ 2,745.00	RAH	12/23/19	$ 2,745.00	51.18%	$ 1,404.96	48.82%	$ 1,340.04	$ -	$ -	$ 1,340.04	$ 335.01	$ 335.01	$ 335.01	$ 335.01
5	Soft	FILING 01	RAH	City of Aurora	CSP 1 Irrigation Plan Fee	604113	05/01/20	$ 3,120.00	$ -	$ 3,120.00	Vendor Stmt	05/01/20	$ 3,120.00	RAH	05/01/20	$ 3,120.00	0.00%	$ -	100.00%	$ 3,120.00	$ -	$ -	$ 3,120.00	$ 780.00	$ 780.00	$ 780.00	$ 780.00
5	Soft	FILING 01	RAH	City of Aurora	Revising Multiple Sheets - CSP 1	604587	04/08/20	$ 1,236.00	$ -	$ 1,236.00	1114620	05/14/20	$ 1,236.00	RAH	05/27/20	$ 1,236.00	51.18%	$ 632.61	48.82%	$ 603.39	$ -	$ -	$ 603.39	$ 150.85	$ 150.85	$ 150.85	$ 150.85
5	Soft	FILING 01	RAH	City of Aurora	Revising Multiple Sheets - CSP 1	605142	04/16/20	$ 721.00	$ -	$ 721.00	1113896	04/24/20	$ 721.00	RAH	05/12/20	$ 721.00	51.18%	$ 369.03	48.82%	$ 351.97	$ -	$ -	$ 351.97	$ 87.99	$ 87.99	$ 87.99	$ 87.99
5	Soft	FILING 01	RAH	City of Aurora	CSP 1 - Revising Sheets 26-27, 46	610954	06/29/20	$ 309.00	$ -	$ 309.00	Vendor Stmt	06/29/20	$ 309.00	RAH	06/29/20	$ 309.00	51.18%	$ 158.15	48.82%	$ 150.85	$ -	$ -	$ 150.85	$ 37.71	$ 37.71	$ 37.71	$ 37.71
5	Soft	FILING 01	RAH	City of Aurora	CSP 1 Irrigation Plan Fee	624195	10/26/20	$ 1,820.00	$ -	$ 1,820.00	1123187	10/27/20	$ 1,820.00	RAH	11/03/20	$ 1,820.00	0.00%	$ -	100.00%	$ 1,820.00	$ -	$ -	$ 1,820.00	$ 910.00	$ -	$ -	$ 910.00
5	Soft	FILING 01	RAH	City of Aurora	CSP 1 Application Fee Estimate Invoice	02.22.2019	02/22/19	$ 30,395.20	$ -	$ 30,395.20	1092106	03/07/19	$ 30,395.20	RAH	03/26/20	$ 30,395.20	51.18%	$ 15,557.00	48.82%	$ 14,838.20	$ -	$ -	$ 14,838.20	$ 3,709.55	$ 3,709.55	$ 3,709.55	$ 3,709.55
5	Hard	FILING 02	RAH	Clear Creek Civil LLC	Grade, seed and install erosion control blanket in pond	1789	12/15/21	$ 2,950.00	$ -	$ 2,950.00	1141566	01/20/22	$ 2,950.00	RAH	01/31/22	$ 2,950.00	0.00%	$ -	100.00%	$ 2,950.00	$ -	$ -	$ 2,950.00	$ 737.50	$ 737.50	$ 737.50	$ 737.50
5	Hard	FILING 02	RAH	Clear Creek Civil LLC	Install Barricade to divert traffice	1802	12/15/21	$ 3,375.00	$ -	$ 3,375.00	1141566	01/20/22	$ 3,375.00	RAH	01/31/22	$ 3,375.00	0.00%	$ -	100.00%	$ 3,375.00	$ -	$ -	$ 3,375.00	$ 843.75	$ 843.75	$ 843.75	$ 843.75
5	Hard	FILING 02	RAH	Clear Creek Civil LLC	Provide and Install Mud Mats	1806	12/15/21	$ 2,200.00	$ -	$ 2,200.00	1141566	01/20/22	$ 2,200.00	RAH	01/31/22	$ 2,200.00	51.18%	$ 1,126.01	48.82%	$ 1,073.99	$ -	$ -	$ 1,073.99	$ 268.50	$ 268.50	$ 268.50	$ 268.50
5	Soft	FILING 02	RAH	CMS Environmental Solutions	Weekly + Post-Storm Inspections	127472	12/01/21	$ 595.00	$ -	$ 595.00	ACH 32841	12/27/21	$ 595.00	RAH	02/03/22	$ 595.00	51.18%	$ 304.54	48.82%	$ 290.46	$ -	$ -	$ 290.46	$ 72.62	$ 72.62	$ 72.62	$ 72.62
5	Soft	FILING 02	RAH	CMS Environmental Solutions	Weekly + Post-Storm Inspections	128005	12/01/21	$ 595.00	$ -	$ 595.00	ACH 32841	12/27/21	$ 595.00	RAH	02/03/22	$ 595.00	51.18%	$ 304.54	48.82%	$ 290.46	$ -	$ -	$ 290.46	$ 72.62	$ 72.62	$ 72.62	$ 72.62
5	Soft	FILING 01	RAH	HR Green Development	181259 The Aurora Highlands	MULTIPLE	MULTIPLE	$ 33,073.60	$ -	$ 33,073.60	Multiple	Multiple	$ 33,073.60	RAH	Multiple	$ 33,073.60	21.38%	$ 7,072.46	78.62%	$ 26,001.14	$ -	$ -	$ 26,001.14	$ 14,861.28	$ 3,713.28	$ 3,713.28	$ 3,713.28
5	Soft	FILING 02	RAH	HR Green Development	181259.01 The Aurora Highlands - PA21, Filing No. 2	MULTIPLE	MULTIPLE	$ 631.00	$ -	$ 631.00	1120820	09/11/20	$ 631.00	RAH	09/15/20	$ 631.00	51.18%	$ 322.96	48.82%	$ 308.04	$ -	$ -	$ 308.04	$ 77.01	$ 77.01	$ 77.01	$ 77.01
5	Hard	FILING 01	RAH	Liberty Infrastructure LLC	THE AURORA HIGHLANDS - FILING 1 20106	Retainage	Retainage	$ 63,551.18	$ -	$ 63,551.18	1126531	01/19/21	$ 63,551.18	RAH	01/19/21	$ 63,551.18	100.00%	$ 4,546.37		$ 59,004.82	$ -	$ -	$ 59,004.82	$ 28,605.38	$ 18,672.28	$ 11,168.35	$ 558.80
5	Soft	FILING 01	RAH	Norris Design, Inc.	Tah Filing 1 CSP & Plat 0061-01-0155	MULTIPLE	MULTIPLE	$ 35,656.24	$ -	$ 35,656.24	Multiple	Multiple	$ 35,656.24	RAH	Multiple	$ 35,656.24	24.89%	$ 8,875.17	75.11%	$ 26,781.07	$ -	$ -	$ 26,781.07	$ 9,273.35	$ 4,117.19	$ 4,117.19	$ 9,273.35
5	Soft	FILING 02	RAH	Norris Design, Inc.	Tah Filing 2 0061-01-2089	MULTIPLE	MULTIPLE	$ 15,303.65	$ -	$ 15,303.65	Multiple	Multiple	$ 15,303.65	RAH	Multiple	$ 15,303.65	-100.00%	$ 3,371.74	200.00%	$ 11,931.91	$ -	$ -	$ 11,931.91	$ 2,982.98	$ 2,982.98	$ 2,982.98	$ 2,982.98
5	Soft	FILING 06	RAH	Norris Design, Inc.	TAH Richmond Filing 6 CSP & Plat (Floodplain) 0061-01-2476	MULTIPLE	MULTIPLE	$ 1,203.25	$ -	$ 1,203.25	Multiple	Multiple	$ 1,203.25	RAH	Multiple	$ 1,203.25	59.53%	$ 716.24	40.47%	$ 487.01	$ -	$ -	$ 131.54	$ 32.89	$ 32.89	$ 32.89	$ 32.89
5	Hard	FILING 02	RAH	Premier Concrete	Sidewalk - Setup for Sidewalk	252	12/28/21	$ 4,920.00	$ 125.95	$ 4,794.05	ACH 1141588	01/20/22	$ 4,794.05	RAH	01/28/22	$ 4,794.05	0.00%	$ -	100.00%	$ 4,794.05	$ -	$ -	$ 4,794.05	$ 4,794.05	$ -	$ -	$ -
5	Hard	FILING 01	RAH	Xcel Energy	CSP 1 - Onsite Electrical Distribution	11594610	02/21/20	$ 144,100.00	$ -	$ 144,100.00	1112450	03/26/20	$ 144,100.00	RAH	04/03/20	$ 144,100.00	100.00%	$ 144,100.00	0.00%	$ -	$ -	$ -	$ -	$ -	$ -	$ -	$ -
5	Hard	FILING 01	RAH	Xcel Energy	CSP 1 Relocate Gas Facilities to Accommodate Infrastructure	11829866	07/13/20	$ 6,522.98	$ -	$ 6,522.98	1120197	08/28/20	$ 6,522.98	RAH	09/04/20	$ 6,522.98	0.00%	$ -	100.00%	$ 6,522.98	$ -	$ -	$ 6,522.98	$ 6,522.98	$ -	$ -	$ -
5	Hard	FILING 01	RAH	Xcel Energy	CSP 1 Gas and Electric Distribution	676368524	03/11/20	$ 139,700.00	$ -	$ 139,700.00	1111728	03/10/20	$ 139,700.00	RAH	03/19/20	$ 139,700.00	100.00%	$ 139,700.00	0.00%	$ -	$ -	$ -	$ -	$ -	$ -	$ -	$ -
5	Hard	FILING 01	RAH	Xcel Energy	CSP 1 - 42nd Avenue Gas Rebuild due to ROW Construction	08.10.2020	08/10/20	$ 4,567.95	$ -	$ 4,567.95	1120603	09/04/20	$ 4,567.95	RAH	09/15/20	$ 4,567.95	0.00%	$ -	100.00%	$ 4,567.95	$ -	$ -	$ 4,567.95	$ 4,567.95	$ -	$ -	$ -
6	Soft	FILING 10	Bridgewater	Aztec	171521-01 Aurora Highlands Filing 10	MULTIPLE	MULTIPLE	$ 50,359.06	$ -	$ 50,359.06	Multiple	Multiple	$ 28,600.00	BWH	Multiple	$ 28,600.00	42.75%	$ 21,530.42	57.25%	$ 28,828.64	$ -	$ -	$ 17,215.14	$ 4,303.78	$ 4,303.78	$ 4,303.78	$ 4,303.78
6	Soft	FILING 10	Bridgewater	Contour Services	TAH Filing 10	1106-10	03/24/22	$ 9,120.00	$ -	$ 9,120.00			$ -			$ -	46.33%	$ 4,224.97	53.67%	$ 4,895.03	$ -	$ -	$ -	$ -	$ -	$ -	$ -
6	Hard	FILING 10	Bridgewater	Kelley Trucking	TAH Section 30 Mass Grading - Filing 10	MULTIPLE	MULTIPLE	$ 1,964,251.24	$ 98,212.56	$ 1,866,038.68	10424	01/25/22	$ 93,711.94	BWH	02/08/22	$ 93,711.94	46.33%	$ 864,469.29	53.67%	$ 1,001,569.39	$ -	$ -	$ 50,298.54	$ -	$ 50,298.54	$ -	$ -
6	Hard	FILING 10	Bridgewater	Nelson Pipeline	FILING 10 - Infrastructure	MULTIPLE	MULTIPLE	$ 415,729.60	$ 18,721.66	$ 397,007.95	Multiple	Multiple	$ 112,500.00	BWH	Multiple	$ 112,500.00	18.96%	$ 75,287.27	81.04%	$ 321,720.68	$ -	$ -	$ 112,500.00	$ -	$ 45,000.00	$ 67,500.00	$ -
6	HARD	FILING 10	Bridgewater	Rocky Mountain Group	Construction Materials Compaction Testing	182538-3	10/31/21	$ 20,030.00	$ -	$ 20,030.00			$ -			$ -	46.33%	$ 9,279.19	53.67%	$ 10,750.81	$ -	$ -	$ -	$ -	$ -	$ -	$ -
6	HARD	FILING 10	Bridgewater	Rocky Mountain Group	Construction Materials Compaction Testing	182538-4	11/30/21	$ 16,665.63	$ -	$ 16,665.63			$ -			$ -	46.33%	$ 7,720.59	53.67%	$ 8,945.04	$ -	$ -	$ -	$ -	$ -	$ -	$ -
6	HARD	FILING 10	Bridgewater	Rocky Mountain Group	Construction Materials Compaction Testing	182538-5	12/31/21	$ 8,817.50	$ -	$ 8,817.50			$ -			$ -	46.33%	$ 4,084.83	53.67%	$ 4,732.67	$ -	$ -	$ -	$ -	$ -	$ -	$ -
6	Hard	FILING 10	Bridgewater	SRM	FILING 10 - Erosion Control	MULTIPLE	MULTIPLE	$ 23,565.60	$ 2,356.56	$ 21,209.04	Multiple	Multiple	$ 3,141.00	BWH	Multiple	$ 3,141.00	46.33%	$ 9,825.39	53.67%	$ 11,383.65	$ -	$ -	$ 1,685.89	$ 421.47	$ 421.47	$ 421.47	$ 421.47
6	Soft	FILING 04	Pulte	Aztec Consultants	164721-02 Aurora Highlands Filing 4-13	MULTIPLE	MULTIPLE	$ 754.75	$ -	$ 754.75	Vendor Stmt	Multiple	$ 754.75	Pulte	Multiple	$ 754.75	24.72%	$ 186.56	75.28%	$ 568.19	$ -	$ -	$ 170.60	$ 15.59	$ 15.59	$ 123.82	$ 15.59
6	Soft	FILING 05	Pulte	Aztec Consultants	164721-02 Aurora Highlands Filing 4-13	MULTIPLE	MULTIPLE	$ 2,832.87	$ -	$ 2,832.87	Vendor Stmt	Multiple	$ 2,832.87	Pulte	Multiple	$ 2,832.87	24.72%	$ 700.23	75.28%	$ 2,132.63	$ -	$ -	$ 640.33	$ 58.53	$ 58.53	$ 464.76	$ 58.53
6	Soft	FILING 08	Pulte	Aztec Consultants	164721-02 Aurora Highlands Filing 4-13	MULTIPLE	MULTIPLE	$ 6,867.01	$ -	$ 6,867.01	Vendor Stmt	Multiple	$ 6,867.01	Pulte	Multiple	$ 6,867.01	24.72%	$ 1,697.40	75.28%	$ 5,169.61	$ -	$ -	$ 1,552.20	$ 141.87	$ 141.87	$ 1,126.59	$ 141.87
6	Soft	FILING 13	Pulte	Aztec Consultants	164721-02 Aurora Highlands Filing 4-13	MULTIPLE	MULTIPLE	$ 390.62	$ -	$ 390.62	Vendor Stmt	Multiple	$ 390.62	Pulte	Multiple	$ 390.62	24.72%	$ 96.55	75.28%	$ 294.07	$ -	$ -	$ 88.30	$ 8.07	$ 8.07	$ 64.09	$ 8.07
6	Hard	FILING 04	Pulte	Brightview Landscape Development	TAH Landscaping Filing Nos 4, 5, 8, and 13	MULTIPLE	MULTIPLE	$ 14,471.12	$ 1,447.11	$ 13,024.01			$ -	Pulte	Multiple	$ -	0.00%	$ -	100.00%	$ 13,024.01	$ -	$ -	$ -	$ -	$ -	$ -	$ -
6	Soft	FILING 04	Pulte	Contour Services	TAH Filing 4	MULTIPLE	MULTIPLE	$ 1,375.00	$ -	$ 1,375.00	Multiple	Multiple	$ -			$ -	46.99%	$ 646.15	53.01%	$ 728.85	$ -	$ -	$ -	$ -	$ -	$ -	$ -
6	Soft	FILING 08	Pulte	Contour Services	TAH Filing 8	MULTIPLE	MULTIPLE	$ 19,881.00	$ -	$ 19,881.00	Multiple	Multiple	$ 19,881.00	Pulte	Vendor Stmt	$ 19,881.00	59.78%	$ 11,885.73	40.22%	$ 7,995.27	$ -	$ -	$ 8,883.63	$ 2,220.91	$ 2,220.91	$ 2,220.91	$ 2,220.91
6	Hard	FILING 04	Pulte	Nelson Pipeline	TAH: Filings 4, 5, 8, 13	MULTIPLE	MULTIPLE	$ 22,680.00	$ 2,268.00	$ 20,412.00			$ -			$ -	0.00%	$ -	100.00%	$ 20,412.00	$ -	$ -	$ -	$ -	$ -	$ -	$ -
6	Hard	FILING 05	Pulte	Nelson Pipeline	TAH: Filings 4, 5, 8, 13	MULTIPLE	MULTIPLE	$ 32,175.00	$ 3,217.50	$ 28,957.50			$ -			$ -	52.35%	$ 15,160.50	47.65%	$ 13,797.00	$ -	$ -	$ -	$ -	$ -	$ -	$ -
6	Hard	FILING 08	Pulte	Nelson Pipeline	TAH: Filings 4, 5, 8, 13	MULTIPLE	MULTIPLE	$ 358,458.00	$ 35,845.80	$ 322,612.20			$ -			$ -	0.02%	$ 73.10	99.98%	$ 322,539.10	$ -	$ -	$ -	$ -	$ -	$ -	$ -
6	Hard	FILING 08	Pulte	Stormwater Risk Management	TAH: Filings 4, 5, 8, 13 - Erosion Control	01/13/00	03/21/22	$ 3,880.00	$ 388.00	$ 3,492.00	Vendor Stmt	Multiple	$ 3,811.50	Pulte	Vendor Stmt	$ 3,811.50	59.78%	$ 2,087.67	40.22%	$ 1,404.33	$ -	$ -	$ 1,532.82	$ 383.20	$ 383.20	$ 383.20	$ 383.20
6	Hard	FILING 04	Pulte	Stormwater Risk Management	TAH: Filings 4, 5, 8, 13 - Erosion Control	MULTIPLE	MULTIPLE	$ 1,624.00	$ 162.40	$ 1,461.60			$ -			$ -	46.99%	$ 686.85	53.01%	$ 774.75	$ -	$ -	$ -	$ -	$ -	$ -	$ -
6	Hard	FILING 05	Pulte	Stormwater Risk Management	TAH: Filings 4, 5, 8, 13 - Erosion Control	MULTIPLE	MULTIPLE	$ 3,180.00	$ 318.00	$ 2,862.00	Vendor Stmt	Multiple	$ 2,862.00			$ 2,862.00	59.78%	$ 1,711.03	40.22%	$ 1,150.97	$ -	$ -	$ 1,150.97	$ 287.74	$ 287.74	$ 287.74	$ 287.74
6	Hard	FILING 02	RAH	AG Wassenaar	212006 TAH F2 East 42nd Ave. & Fultondale St	344589	12/31/21	$ 5,820.00	$ -	$ 5,820.00	ACH 34136	02/03/22	$ 5,820.00	RAH	02/03/22	$ 5,820.00	0.00%	$ -	100.00%	$ 5,820.00	$ -	$ -	$ 5,820.00	$ 5,820.00	$ -	$ -	$ -
6	Hard	FILING 02	RAH	AG Wassenaar	212006 TAH F2 East 42nd Ave. & Fultondale St	344590	12/31/21	$ 8,120.00	$ -	$ 8,120.00	ACH 34136	02/03/22	$ 8,120.00	RAH	02/03/22	$ 8,120.00	0.00%	$ -	100.00%	$ 8,120.00	$ -	$ -	$ 8,120.00	$ 8,120.00	$ -	$ -	$ -
6	Hard	FILING 02	RAH	AG Wassenaar	212006 TAH F2 East 42nd Ave. & Fultondale St	345868	01/28/22	$ 1,100.00	$ -	$ 1,100.00	ACH 35709	03/02/22	$ 1,100.00	RAH	03/02/22	$ 1,100.00	0.00%	$ -	100.00%	$ 1,100.00	$ -	$ -	$ 1,100.00	$ 1,100.00	$ -	$ -	$ -
6	Hard	FILING 02	RAH	AG Wassenaar	212006 TAH F2 East 42nd Ave. & Fultondale St	346932	02/24/22	$ 2,825.00	$ -	$ 2,825.00	ACH 35884	04/01/22	$ 2,825.00	RAH	04/01/22	$ 2,825.00	0.00%	$ -	100.00%	$ 2,825.00	$ -	$ -	$ 2,825.00	$ 2,825.00	$ -	$ -	$ -
6	Hard	FILING 01	RAH	Alpine Civil Construction	Remove and Replace Asphalt Inlets	2022-04RR.1	01/26/22	$ 6,500.00	$ 127.40	$ 6,372.60	ACH 35710	03/02/22	$ 6,372.60	RAH	03/02/22	$ 6,372.60	0.00%	$ -	100.00%	$ 6,372.60	$ -	$ -	$ 6,372.60	$ 6,372.60	$ -	$ -	$ -
6	Hard	FILING 02	RAH	Alpine Civil Construction	Aurora Highlands CSP-2	MULTIPLE	MULTIPLE	$ 221,729.05	$ 26,084.20	$ 195,644.85	MULTIPLE	MULTIPLE	$ 195,644.85	RAH	MULTIPLE	$ 195,644.85	0.00%	$ -	100.00%	$ 195,644.85	$ -	$ -	$ 195,644.85	$ 160,369.30	$ -	$ -	$ 35,275.55
6	Soft	FILING 02	RAH	Aztec Consultants	21420-69 Aurora Highlands Filing 2 Plat Cer	97881	12/03/20	$ 2,400.00	$ -	$ 2,400.00	ach	01/08/21	$ 2,400.00	RAH	01/08/21	$ 2,400.00	51.18%	$ 1,228.38	48.82%	$ 1,171.62	$ -	$ -	$ 1,171.62	$ 292.91	$ 292.91	$ 292.91	$ 292.91
6	Soft	FILING 02	RAH	Aztec Consultants	21420-72 Aurora Highlands Filing 2	MULTIPLE	MULTIPLE	$ 8,170.01	$ -	$ 8,170.01						$ -	46.27%	$ 3,780.01	53.73%	$ 4,390.00	$ -	$ -	$ 4,390.00	$ 2,270.00	$ -	$ -	$ 2,120.00
6	Soft	FILING 02	RAH	B & J Surveying	1 Pin Needed at Time of Stake Out	342145	01/14/22	$ 50.00	$ -	$ 50.00	34137	02/03/22	$ 50.00	RAH	02/03/22	$ 50.00	100.00%	$ 50.00	0.00%	$ -	$ -	$ -	$ -	$ -	$ -	$ -	$ -
6	Hard	FILING 02	RAH	Blue Mountain Erosion Control, LLC	Aurora Highlands Erosion control - Phase 2/3	13118	11/20/21	$ 11,155.60	$ -	$ 11,155.60	34139	02/03/22	$ 11,155.60	RAH	02/03/22	$ 11,155.60	51.18%	$ 5,709.71	48.82%	$ 5,445.89	$ -	$ -	$ 5,445.89	$ 1,361.47	$ 1,361.47	$ 1,361.47	$ 1,361.47
6	Soft	FILING 02	RAH	City of Aurora	CSP No. 2 CSP and Plat	574118	06/03/19	$ 37,027.18	$ -	$ 37,027.18	1101303	09/05/19	$ 37,027.18	RAH	09/11/19	$ 37,027.18	41.91%	$ 15,516.65	58.09%	$ 21,510.53	$ -	$ -	$ 21,510.53	$ 5,377.63	$ 5,377.63	$ 5,377.63	$ 5,377.63
6	Hard	FILING 02	RAH	Clear Creek Civil LLC	Excavate and locate missed marked valves	1792	12/15/21	$ 2,718.18	$ -	$ 2,718.18	1141830	01/28/22	$ 2,718.18	RAH	02/02/22	$ 2,718.18	51.18%	$ 1,391.23	48.82%	$ 1,326.95	$ -	$ -	$ 1,326.95	$ 1,326.95	$ -	$ -	$ -
6	Hard	FILING 02	RAH	Clear Creek Civil LLC	Install Silt Fence, Back of Curb/Mud Mats	1809	12/15/21	$ 12,450.00	$ -	$ 12,450.00	1144377	09/15/21	$ 12,450.00	RAH	03/31/22	$ 12,450.00	51.18%	$ 6,372.21	48.82%	$ 6,077.79	$ -	$ -	$ 6,077.79	$ 1,519.45	$ 1,519.45	$ 1,519.45	$ 1,519.45
6	Hard	FILING 02	RAH	Clear Creek Civil LLC	Fine Grade and insteall erosion control blanket	1815	01/14/22	$ 1,972.50	$ -	$ 1,972.50	1141830	01/28/22	$ 1,972.50	RAH	02/02/22	$ 1,972.50	51.18%	$ 1,009.57	48.82%	$ 962.93	$ -	$ -	$ 962.93	$ 962.93	$ -	$ -	$ -
6	Hard	FILING 02	RAH	Clear Creek Civil LLC	Erosion Control	1823	01/14/22	$ 8,822.75	$ -	$ 8,822.75	1141830	01/28/22	$ 8,822.75	RAH	02/02/22	$ 8,822.75	51.18%	$ 4,515.70	48.82%	$ 4,307.05	$ -	$ -	$ 4,307.05	$ 1,076.76	$ 1,076.76	$ 1,076.76	$ 1,076.76
6	Hard	FILING 02	RAH	Clear Creek Civil LLC	Street Sweeping/Mud Mat Install/VTC	1826	01/14/22	$ 2,708.70	$ -	$ 2,708.70	1141830	01/28/22	$ 2,708.70	RAH	02/02/22	$ 2,708.70	51.18%	$ 1,386.38	48.82%	$ 1,322.32	$ -	$ -	$ 1,322.32	$ 330.58	$ 330.58	$ 330.58	$ 330.58
6	Hard	FILING 02	RAH	Clear Creek Civil LLC	Maintenance fence	1830	02/04/22	$ 1,075.92	$ -	$ 1,075.92	1142822	02/18/22	$ 1,075.92	RAH	02/24/22	$ 1,075.92	51.18%	$ 550.68	48.82%	$ 525.24	$ -	$ -	$ 525.24	$ 525.24	$ -	$ -	$ -
6	Hard	FILING 02	RAH	Clear Creek Civil LLC	Paint temp Parking Lot Lines for Alley Closings	1841	02/04/22	$ 1,776.10	$ -	$ 1,776.10	1142822	02/18/22	$ 1,776.10	RAH	02/24/22	$ 1,776.10	51.18%	$ 909.05	48.82%	$ 867.05	$ -	$ -	$ 867.05	$ 216.76	$ 216.76	$ 216.76	$ 216.76
6	Hard	FILING 02	RAH	Clear Creek Civil LLC	TAH Seeding	2021-34-2	01/31/22	$ 67,680.00	$ 6,768.00	$ 60,912.00	1143699	01/31/22	$ 60,912.00	RAH	02/02/22	$ 60,912.00	51.18%	$ 31,176.25	48.82%	$ 29,735.75	$ -	$ -	$ 29,735.75	$ 7,433.94	$ 7,433.94	$ 7,433.94	$ 7,433.94
6	Hard	FILING 02	RAH	Clear Creek Civil LLC	Street Signage and Striping	2022-031	01/31/22	$ 18,667.44	$ 1,866.74	$ 16,800.70	1143699	01/31/22	$ 16,800.70	RAH	02/02/22	$ 16,800.70	0.00%	$ -	100.00%	$ 16,800.70	$ -	$ -	$ 16,800.70	$ 16,800.70	$ -	$ -	$ -
6	Soft	FILING 02	RAH	CMS Environmental Solutions	Weekly + Post-Storm Inspections	129311	01/01/22	$ 595.00	$ -	$ 595.00	34308	03/02/22	$ 595.00	RAH	03/02/22	$ 595.00	51.18%	$ 304.54	48.82%	$ 290.46	$ -	$ -	$ 290.46	$ 72.62	$ 72.62	$ 72.62	$ 72.62
6	Soft	FILING 02	RAH	CMS Environmental Solutions	Weekly + Post-Storm Inspections	130443	02/01/22	$ 625.00	$ -	$ 625.00	37851	04/01/22	$ 625.00	RAH	04/01/22	$ 625.00	51.18%	$ 319.89	48.82%	$ 305.11	$ -	$ -	$ 305.11	$ 76.28	$ 76.28	$ 76.28	$ 76.28
6	Soft	FILING 02	RAH	CTL Thompson	Phase 1 Environmental & Bio Assessment	563255	11/30/20	$ 1,700.00	$ -	$ 1,700.00	9371	01/11/21	$ 1,700.00	RAH	01/11/21	$ 1,700.00	51.18%	$ 870.10	48.82%	$ 829.90	$ -	$ -	$ 829.90	$ 207.47	$ 207.47	$ 207.47	$ 207.47
6	Hard	FILING 02	RAH	Felton Group	Structural Engineering - Duplex	21-7831	09/09/21	$ 6,400.00	$ -	$ 6,400.00	1142561	03/18/22	$ 6,400.00	RAH	03/03/22	$ 6,400.00	100.00%	$ 6,400.00	0.00%	$ -	$ -	$ -	$ -	$ -	$ -	$ -	$ -
6	Soft	FILING 02	RAH	HR Green Development	181259.01 The Aurora Highlands - PA21, Filing No. 2	MULTIPLE	MULTIPLE	$ 12,360.00	$ -	$ 12,360.00	1129349	03/12/21	$ 12,360.00	RAH	03/17/21	$ 12,360.00	98.03%	$ 12,115.91	1.97%	$ 244.09	$ -	$ -	$ 244.09	$ 61.02	$ 61.02	$ 61.02	$ 61.02
6	Hard	FILING 02	RAH	Page Specialty Company	CSP 2 Mailboxes and Pad	34298	08/19/21	$ 7,993.60	$ -	$ 7,993.60	36510	08/20/21	$ 7,993.60	RAH	08/20/21	$ 7,993.60	0.00%		100.00%	$ 7,993.60	$ -	$ -	$ 7,993.60	$ 7,993.60	$ -	$ -	$ -
6	Hard	FILING 02	RAH	Premier Concrete	City Sidewalk/City Permit	271	03/08/22	$ 5,807.00	$ 148.66	$ 5,658.34	1144411	03/08/22	$ 5,658.34	RAH	03/08/22	$ 5,658.34	0.00%	$ -	100.00%	$ 5,658.34	$ -	$ -	$ 5,658.34	$ 5,658.34	$ -	$ -	$ -
6	Hard	FILING 02	RAH	ProSystems Professional Electrical System	Aurora Highlands - Street Lighting Filing 2	2	02/02/22	$ 79,689.10	$ 8,908.44	$ 70,780.66	ACH	02/18/22	$ 70,780.66	RAH	02/25/22	$ 70,780.66	0.00%	$ -	100.00%	$ 70,780.66	$ -	$ -	$ 70,780.67	$ 70,780.67	$ -	$ -	$ -
6	Soft	FILING 02	RAH	Raspanti Consulting Services	Dry Utility Consulting	2237	01/08/22	$ 796.25	$ -	$ 796.25	1141852	01/28/22	$ 796.25	RAH	02/07/22	$ 796.25	100.00%	$ 796.25	0.00%	$ -	$ -	$ -	$ -	$ -	$ -	$ -	$ -
6	HARD	FILING 15	TM	AG Wassenaar	206125 Aurora Highlands PA 52.2 Compaction Testing	339740	09/30/21	$ 390.00	$ -	$ 390.00	EFT	11/18/21	$ 390.00	TM	11/18/21	$ 390.00	57.04%	$ 222.47	42.96%	$ 167.53	$ -	$ -	$ 167.53	$ 41.88	$ 41.88	$ 41.88	$ 41.88
6	HARD	FILING 15	TM	AG Wassenaar	206125 Aurora Highlands PA 52.2 Compaction Testing	341303	10/31/21	$ 4,695.00	$ -	$ 4,695.00	EFT	11/24/21	$ 4,695.00	TM	11/24/21	$ 4,695.00	57.04%	$ 2,678.20	42.96%	$ 2,016.80	$ -	$ -	$ 2,016.80	$ 504.20	$ 504.20	$ 504.20	$ 504.20
6	HARD	FILING 15	TM	AG Wassenaar	206125 Aurora Highlands PA 52.2 Compaction Testing	342838	11/30/21	$ 13,877.00	$ -	$ 13,877.00	EFT	12/20/21	$ 13,877.00	TM	12/20/21	$ 13,877.00	57.04%	$ 7,915.94	42.96%	$ 5,961.06	$ -	$ -	$ 5,961.06	$ 1,490.27	$ 1,490.27	$ 1,490.27	$ 1,490.27
6	HARD	FILING 15	TM	AG Wassenaar	206125 Aurora Highlands PA 52.2 Compaction Testing	345731	01/28/22	$ 19,675.00	$ -	$ 19,675.00	EFT	03/03/22	$ 19,675.00	TM	03/03/22	$ 19,675.00	57.04%	$ 11,223.32	42.96%	$ 8,451.68	$ -	$ -	$ 8,451.68	$ 2,112.92	$ 2,112.92	$ 2,112.92	$ 2,112.92
6	HARD	FILING 15	TM	AG Wassenaar	206125 Aurora Highlands PA 52.2 Compaction Testing	344463	12/31/21	$ 22,295.00	$ -	$ 22,295.00	EFT	01/27/22	$ 22,295.00	TM	01/27/22	$ 22,295.00	57.04%	$ 12,717.87	42.96%	$ 9,577.13	$ -	$ -	$ 9,577.13	$ 2,394.28	$ 2,394.28	$ 2,394.28	$ 2,394.28
6	Soft	FILING 15	TM	Aztec	33821-03 Aurora Highlands Filing 15	MULTIPLE	MULTIPLE	$ 42,640.00	$ -	$ 42,640.00	Multiple	Multiple	$ 24,960.00	TM	Multiple	$ 24,960.00	57.04%	$ 24,323.38	42.96%	$ 18,316.62	$ -	$ -	$ 10,721.92	$ 2,680.48	$ 2,680.48	$ 2,680.48	$ 2,680.48
6	SOFT	FILING 15	TM	City of Aurora	Initial Set up/Submittal	627856	12/03/20	$ 48,716.64	$ -	$ 48,716.64	6000-00032653	03/16/21	$ 48,716.64	TM	03/16/21	$ 48,716.64	51.65%	$ 25,161.30	48.35%	$ 23,555.34	$ -	$ -	$ 23,555.34	$ 5,888.83	$ 5,888.83	$ 5,888.83	$ 5,888.83
6	SOFT	FILING 15	TM	City of Aurora	Civil Plans Review	651177	08/05/21	$ 111,552.00	$ -	$ 111,552.00	6000-00036617	09/28/21	$ 11,552.00	TM	09/28/21	$ 11,552.00	20.00%	$ 22,310.40	80.00%	$ 89,241.60	$ -	$ -	$ 9,241.60	$ 2,310.40	$ 2,310.40	$ 2,310.40	$ 2,310.40
6	SOFT	FILING 15	TM	City of Aurora	Release of Drainage Easement	665015	12/13/21	$ 147.00	$ -	$ 147.00	6000-00038197	12/14/21	$ 147.00	TM	12/14/21	$ 147.00	0.00%	$ -	100.00%	$ 147.00	$ -	$ -	$ 147.00	$ 36.75	$ 36.75	$ 36.75	$ 36.75
6	SOFT	FILING 15	TM	City of Aurora	Storm, Masonry, C&G, Irrigation, Monument Signs	668312	01/24/22	$ 575.00	$ -	$ 575.00	6000-00039033	01/31/22	$ 575.00	TM	01/31/21	$ 575.00	0.00%	$ -	100.00%	$ 575.00	$ -	$ -	$ 575.00	$ 287.50	$ -	$ -	$ 287.50
6	SOFT	FILING 15	TM	Enertia Consulting Group	Addendum 3 - PA 52.2/Filing 15 Prelim Plat	MULTIPLE	MULTIPLE	$ 388,436.08	$ -	$ 388,436.08	Multiple	Multiple	$ 388,436.08	TM	Multiple	$ 388,436.08	71.59%	$ 278,080.19	28.41%	$ 110,355.89	$ -	$ -	$ 110,355.89	$ 27,588.97	$ 27,588.97	$ 27,588.97	$ 27,588.97
6	Hard	FILING 15	TM	Monks Construction Company	Filing 15 Grading	MULTIPLE	MULTIPLE	$ 4,010,308.59	$ 200,515.43	$ 3,809,793.16	Multiple	Multiple	$ 3,243,597.29	TM	Multiple	$ 3,243,597.29	57.04%	$ 2,173,242.52	42.96%	$ 1,636,550.64	$ -	$ -	$ 1,393,333.18	$ 348,333.30	$ 348,333.30	$ 348,333.30	$ 348,333.30

SUMMARY OF COSTS REVIEWED

VER NO	TYPE	FILING	SOURCE	VENDOR	DESCRIPTION	INV NO	INV DATE	INV AMT	RET/OCIP/DISC	FINAL INV AMT	CHK NO	PMT DATE	PMT AMT	PAYOR	DATE CLEARED	VER PMT AMT	% PRI	PRI AMT	% PUB	PUB AMT	PREV AMT	AMT REV BY PPP CHANGE	CUR VER PUB AMT	STREETS	WATER	SANITATION	PARKS & REC
6	Soft	FILING 15	TM	Norris Design	TAH Preliminary Entitlement Assistance	MULTIPLE	MULTIPLE	$ 8,409.50	$ -	$ 8,409.50	Multiple	Multiple	$ 8,409.50	TM	Multiple	$ 8,409.50	57.04%	$ 4,797.08	42.96%	$ 3,612.42	$ -	$ -	$ 3,612.42	$ 903.10	$ 903.10	$ 903.10	$ 903.10
6	Soft	FILING 15	TM	Norris Design	TAH Filing 15 Site Plan and Plat	MULTIPLE	MULTIPLE	$ 72,730.66	$ -	$ 72,730.66	Multiple	Multiple	$ 70,948.41	TM	Multiple	$ 70,948.41	49.21%	$ 35,792.52	50.79%	$ 36,938.14	$ -	$ -	$ 36,938.14	$ 11,738.59	$ 6,735.73	$ 6,735.73	$ 11,728.10
7	Soft	FILING 10	Bridgewater	Aztec	171521-01 Aurora Highlands Filing 10	MULTIPLE	MULTIPLE	$ 7,914.50	$ -	$ 7,914.50	Multiple	Multiple	$ 10,387.90	BWH	Multiple	$ 10,387.90	19.35%	$ 1,531.77	80.65%	$ 6,382.73	$ -	$ -	$ 8,856.14	$ 2,214.03	$ 2,214.03	$ 2,214.03	$ 2,214.03
7	Soft	FILING 10	Bridgewater	Contour Services	TAH Filing 10	1106-11	04/25/22	$ 15,200.00	$ -	$ 15,200.00	Multiple	Multiple	$ 15,200.00	BWH	02/28/22	$ 15,200.00	46.33%	$ 7,041.62	53.67%	$ 8,158.38	$ -	$ -	$ 10,605.90	$ 2,651.47	$ 2,651.47	$ 2,651.47	$ 2,651.47
7	Hard	FILING 10	Bridgewater	Kelley Trucking	TAH Section 30 Mass Grading - Filing 10	MULTIPLE	MULTIPLE	$ 23,500.00	$ 1,175.00	$ 22,325.00	Multiple	Multiple	$ 1,772,326.74	BWH	Multiple	$ 1,772,326.74	46.33%	$ 10,342.38	53.67%	$ 11,982.62	$ -	$ -	$ 951,270.86	$ 250,392.35	$ 200,093.81	$ 250,392.35	$ 250,392.35
7	Hard	FILING 10	Bridgewater	Monks Construction Company	Filing 10 Grading	MULTIPLE	MULTIPLE	$ 626,132.15	$ 31,306.61	$ 594,825.54	Multiple	Multiple	$ 594,825.54	BWH	Multiple	$ 594,825.54	46.33%	$ 275,561.50	53.67%	$ 319,264.05	$ -	$ -	$ 594,825.54	$ 148,706.39	$ 148,706.39	$ 148,706.39	$ 148,706.39
7	Hard	FILING 10	Bridgewater	Nelson Pipeline	FILING 10 - Infrastructure	MULTIPLE	MULTIPLE	$ 369,215.09	$ 18,460.75	$ 350,754.34	Multiple	Multiple	$ 437,305.50	BWH	Multiple	$ 437,305.50	10.82%	$ 37,963.74	89.18%	$ 312,790.60	$ -	$ -	$ 395,204.74	$ 9,036.31	$ 8,100.31	$ 369,967.81	$ 8,100.31
7	Hard	FILING 10	Bridgewater	SRM	FILING 10 - Erosion Control	MULTIPLE	MULTIPLE	$ 4,400.00	$ 440.00	$ 3,960.00	Multiple	Multiple	$ 6,156.54	BWH	Multiple	$ 6,156.54	46.33%	$ 1,834.53	53.67%	$ 2,125.47	$ -	$ -	$ 4,512.09	$ 1,128.02	$ 1,128.02	$ 1,128.02	$ 1,128.02
7	Soft	FILING 04	Pulte	Aztec Consultants	164721-02 Aurora Highlands Filing 4-13	MULTIPLE	MULTIPLE	$ 1,258.84	$ -	$ 1,258.84	Vendor Stmt	Multiple	$ 1,258.84	Pulte	Multiple	$ 1,258.84	20.56%	$ 258.85	79.44%	$ 1,000.00	$ -	$ -	$ 348.86	$ 20.29	$ 189.15	$ 123.82	$ 15.59
7	Soft	FILING 05	Pulte	Aztec Consultants	164721-02 Aurora Highlands Filing 4-13	MULTIPLE	MULTIPLE	$ 4,724.93	$ -	$ 4,724.93	Vendor Stmt	Multiple	$ 4,724.93	Pulte	Multiple	$ 4,724.93	20.56%	$ 971.55	79.44%	$ 3,753.38	$ -	$ -	$ 1,309.39	$ 76.16	$ 709.95	$ 464.76	$ 58.53
7	Soft	FILING 08	Pulte	Aztec Consultants	164721-02 Aurora Highlands Filing 4-13	MULTIPLE	MULTIPLE	$ 11,453.46	$ -	$ 11,453.46	Vendor Stmt	Multiple	$ 11,453.46	Pulte	Multiple	$ 11,453.46	20.56%	$ 2,355.08	79.44%	$ 9,098.38	$ -	$ -	$ 3,174.03	$ 184.61	$ 1,720.96	$ 1,126.59	$ 141.87
7	Soft	FILING 13	Pulte	Aztec Consultants	164721-02 Aurora Highlands Filing 4-13	MULTIPLE	MULTIPLE	$ 651.52	$ -	$ 651.52	Vendor Stmt	Multiple	$ 651.52	Pulte	Multiple	$ 651.52	20.56%	$ 133.97	79.44%	$ 517.55	$ -	$ -	$ 180.55	$ 10.50	$ 97.90	$ 64.09	$ 8.07
7	Hard	FILING 04	Pulte	Brightview Landscape Development	TAH Landscaping Filing Nos 4, 5, 8, and 13	MULTIPLE	MULTIPLE	$ 14,108.43	$ 1,410.84	$ 12,697.59	Vendor Stmt	Multiple	$ 9,385.15	Pulte	Multiple	$ 9,385.15	0.00%	$ -	100.00%	$ 12,697.59	$ -	$ -	$ 9,385.15	$ 4,692.57	$ -	$ -	$ 4,692.57
7	Hard	FILING 05	Pulte	Brightview Landscape Development	TAH Landscaping Filing Nos 4, 5, 8, and 13	MULTIPLE	MULTIPLE	$ 10,658.73	$ 1,065.87	$ 9,592.86	Vendor Stmt	Multiple	$ 32,274.09	Pulte	Multiple	$ 32,274.09	0.00%	$ -	100.00%	$ 9,592.86	$ -	$ -	$ 32,274.09	$ 16,137.05	$ -	$ -	$ 16,137.05
7	Soft	FILING 04	Pulte	Contour Services	TAH Filing 4	1113-16	04/25/22	$ -	$ -	$ -	Vendor Stmt		$ -			$ -	0.00%	$ -	100.00%	$ -	$ -	$ -	$ 728.85	$ 182.21	$ 182.21	$ 182.21	$ 182.21
7	Soft	FILING 08	Pulte	Contour Services	TAH Filing 8	1113-16	04/25/22	$ 8,836.00	$ -	$ 8,836.00	Vendor Stmt	04/15/22	$ 3,584.00	Pulte	Vendor Stmt	$ 3,584.00	0.85%	$ 5,282.55	99.15%	$ 3,553.45	$ -	$ -	$ 888.36	$ 222.09	$ 222.09	$ 222.09	$ 222.09
7	Hard	FILING 04	Pulte	CTL Thompson	Compaction Testing - Sanitary/Water/Storm	614813	02/28/22	$ 629.00	$ -	$ 629.00	Vendor Stmt	03/25/22	$ 629.00	Pulte	03/25/22	$ 629.00	0.00%	$ -	100.00%	$ 629.00	$ -	$ -	$ 629.00	$ 629.00	$ -	$ -	$ -
7	Hard	FILING 08	Pulte	CTL Thompson	Compaction Testing - Sanitary/Water/Storm (6138San,392W,845Row)	614814	02/28/22	$ 7,375.00	$ -	$ 7,375.00	Vendor Stmt	03/25/22	$ 7,375.00	Pulte	03/25/22	$ 7,375.00	0.00%	$ -	100.00%	$ 7,375.00	$ -	$ -	$ 7,375.00	$ 845.00	$ 392.00	$ 6,138.00	$ -
7	Hard	FILING 04	Pulte	Nelson Pipeline	TAH: Filings 4, 5, 8, 13	MULTIPLE	MULTIPLE	$ -	$ (33,207.50)	$ 33,207.50	Vendor Stmt	Multiple	$ 50,282.32	Pulte	Vendor Stmt	$ 50,282.32	53.56%	$ 17,786.48	46.44%	$ 15,421.02	$ -	$ -	$ 32,495.84	$ -	$ 11,363.82	$ 17,163.02	$ 3,969.00
7	Hard	FILING 05	Pulte	Nelson Pipeline	TAH: Filings 4, 5, 8, 13	MULTIPLE	MULTIPLE	$ -	$ (115,455.30)	$ 115,455.30	Vendor Stmt	Multiple	$ 115,455.30	Pulte	Vendor Stmt	$ 115,455.30	8.19%	$ 9,460.00	91.81%	$ 105,995.30	$ -	$ -	$ 105,995.30	$ 27,174.90	$ 42,736.50	$ 14,129.00	$ 21,954.90
7	Hard	FILING 08	Pulte	Nelson Pipeline	TAH: Filings 4, 5, 8, 13	MULTIPLE	MULTIPLE	$ 184,200.06	$ 18,420.01	$ 165,780.05	Vendor Stmt	Multiple	$ 609,073.20	Pulte	Vendor Stmt	$ 609,073.20	0.00%	$ (0.00)	100.00%	$ 165,780.05	$ -	$ -	$ 493,634.70	$ 75,970.80	$ 239,418.00	$ 178,245.90	$ -
7	Hard	FILING 04	Pulte	Precise Striping	TAH Pulte Homes - Filings 4, 5, 8, & 13 - Paving	MULTIPLE	MULTIPLE	$ 9,026.80	$ -	$ 9,026.80			$ 8,230.00	Pulte	Vendor Stmt	$ 8,230.00	0.00%	$ -	100.00%	$ 9,026.80	$ -	$ -	$ 8,230.00	$ 8,230.00	$ -	$ -	$ -
7	Hard	FILING 05	Pulte	Precise Striping	TAH Pulte Homes - Filings 4, 5, 8, & 13 - Paving	MULTIPLE	MULTIPLE	$ 9,175.00	$ -	$ 9,175.00			$ 8,325.00	Pulte	Vendor Stmt	$ 8,325.00	0.00%	$ -	100.00%	$ 9,175.00	$ -	$ -	$ 8,325.00	$ 8,325.00	$ -	$ -	$ -
7	Hard	FILING 05	Pulte	Stormwater Risk Management	TAH: Filings 4, 5, 8, 13 - Erosion Control	14	04/25/22	$ 3,350.00	$ 335.00	$ 3,015.00			$ -			$ -	59.78%	$ 1,802.50	40.22%	$ 1,212.50	$ -	$ -	$ -	$ -	$ -	$ -	$ -
7	Hard	FILING 08	Pulte	Stormwater Risk Management	TAH: Filings 4, 5, 8, 13 - Erosion Control	14	04/25/22	$ 4,050.00	$ 405.00	$ 3,645.00			$ -			$ -	59.78%	$ 2,179.14	40.22%	$ 1,465.86	$ -	$ -	$ -	$ -	$ -	$ -	$ -
7	SOFT	FILING 01	RAH	City of Aurora	CSP 1 - ROW Only - Fiscal Security	06.25.2020	06/25/20	$ 2,250.00	$ -	$ 2,250.00	1124279	11/18/20	$ 2,250.00	RAH	11/20/20	$ 2,250.00	0.00%	$ -	100.00%	$ 2,250.00	$ -	$ -	$ 2,250.00	$ 2,250.00	$ -	$ -	$ -
7	HARD	FILING 15	TM	AG Wassenaar	220000MAS 220001-220356 TAH Filing 15	347123	02/25/22	$ 6,540.00	$ -	$ 6,540.00	ET048965	03/14/22	$ 6,540.00	TM	03/14/22	$ 6,540.00	100.00%	$ 6,540.00	0.00%	$ -	$ -	$ -	$ -	$ -	$ -	$ -	$ -
7	HARD	FILING 15	TM	AG Wassenaar	206125 Aurora Highlands PA 52.2 Compaction Testing	346880	02/24/22	$ 19,266.00	$ -	$ 19,266.00	ET049105	03/28/22	$ 19,266.00	TM	03/28/22	$ 19,266.00	57.04%	$ 10,990.02	42.96%	$ 8,275.98	$ -	$ -	$ 8,275.98	$ 2,069.00	$ 2,069.00	$ 2,069.00	$ 2,069.00
7	Soft	FILING 15	TM	Aztec	33821-03 Aurora Highlands Filing 15	125452	03/09/22	$ 20,800.00	$ -	$ 20,800.00	ET049106	03/24/22	$ 17,680.00	TM	03/28/22	$ 17,680.00	57.04%	$ 11,865.07	42.96%	$ 8,934.93	$ -	$ -	$ 7,594.69	$ 1,898.67	$ 1,898.67	$ 1,898.67	$ 1,898.67
7	SOFT	FILING 15	TM	Enertia Consulting Group	Addendum 3 - PA 52.2/Filing 15 Prelim Plat	MULTIPLE	MULTIPLE	$ 69,877.48	$ -	$ 69,877.48	Multiple	Multiple	$ 69,877.48	TM	Multiple	$ 69,877.48	100.00%	$ 69,877.48	0.00%	$ -	$ -	$ -	$ -	$ -	$ -	$ -	$ -
7	Hard	FILING 15	TM	Monks Construction Company	Filing 15 Grading	Pay App 6	03/31/22	$ 532,586.95	$ 26,629.35	$ 505,957.60			$ -			$ -	57.04%	$ 288,616.34	42.96%	$ 217,341.26	$ -	$ -	$ -	$ -	$ -	$ -	$ -
7	Soft	FILING 15	TM	Norris Design	TAH Filing 15 Site Plan and Plat	MULTIPLE	MULTIPLE	$ 4,133.50	$ -	$ 4,133.50	Multiple	Multiple	$ 4,133.50	TM	Multiple	$ 4,133.50	57.04%	$ 2,357.90	42.96%	$ 1,775.60	$ -	$ -	$ 1,775.60	$ 443.90	$ 443.90	$ 443.90	$ 443.90
7	HARD	FILING 16	TriPointe	AG Wassenaar	213279 TAH Filing 16 Compaction Testing	344468	12/31/21	$ 17,970.00	$ -	$ 17,970.00	2217535	03/01/22	$ 17,970.00	TP	03/01/22	$ 17,970.00	63.34%	$ 11,382.84	36.66%	$ 6,587.16	$ -	$ -	$ 6,587.16	$ 1,646.79	$ 1,646.79	$ 1,646.79	$ 1,646.79
7	HARD	FILING 16	TriPointe	AG Wassenaar	213279 TAH Filing 16 Compaction Testing	345747	01/28/22	$ 19,530.00	$ -	$ 19,530.00	2217535	03/01/22	$ 19,530.00	TP	03/01/22	$ 19,530.00	63.34%	$ 12,371.00	36.66%	$ 7,159.00	$ -	$ -	$ 7,159.00	$ 1,789.75	$ 1,789.75	$ 1,789.75	$ 1,789.75
7	HARD	FILING 16	TriPointe	AG Wassenaar	213279 TAH Filing 16 Compaction Testing	346885	02/24/22	$ 17,905.00	$ -	$ 17,905.00	2217537	03/01/22	$ 17,905.00	TP	03/01/22	$ 17,905.00	63.34%	$ 11,341.67	36.66%	$ 6,563.33	$ -	$ -	$ 6,563.33	$ 1,640.83	$ 1,640.83	$ 1,640.83	$ 1,640.83
7	SOFT	FILING 16	TriPointe	AG Wassenaar	213279 TAH FILING 16 ESA	331653	04/30/21	$ 2,700.00	$ -	$ 2,700.00	1652544	05/19/21	$ 2,700.00	TP	05/19/21	$ 2,700.00	63.34%	$ 1,710.28	36.66%	$ 989.72	$ -	$ -	$ 989.72	$ 247.43	$ 247.43	$ 247.43	$ 247.43
7	SOFT	FILING 16	TriPointe	AG Wassenaar	213279 TAH FILING 16 Geotechnical Site Development Study	332510	05/19/21	$ 24,000.00	$ -	$ 24,000.00	1656415	05/21/21	$ 24,000.00	TP	05/21/21	$ 24,000.00	63.34%	$ 15,202.46	36.66%	$ 8,797.54	$ -	$ -	$ 8,797.54	$ 2,199.38	$ 2,199.38	$ 2,199.38	$ 2,199.38
7	HARD	Filing 16	TriPointe	AG Wassenaar	213279 TAH FILING 16 Compaction Testing	342846	11/30/21	$ 700.00	$ -	$ 700.00	5082945	12/17/21	$ 700.00	TP	12/17/21	$ 700.00	63.34%	$ 443.41	36.66%	$ 256.59	$ -	$ -	$ 256.59	$ 64.15	$ 64.15	$ 64.15	$ 64.15
7	SOFT	Filing 16	TriPointe	AG Wassenaar	220813MAS 220814-221086 TAH FILING 16 Soil & Foundation Study	347555	03/09/22	$ 5,995.00	$ -	$ 5,995.00	2253069	03/16/22	$ 5,995.00	TP	03/16/22	$ 5,995.00	100.00%	$ 5,995.00	0.00%	$ -	$ -	$ -	$ -	$ -	$ -	$ -	$ -
7	SOFT	Filing 16	TriPointe	AG Wassenaar	220813MAS 220814-221086 TAH FILING 16 Soil & Foundation Study	348978	04/12/22	$ 2,725.00	$ -	$ 2,725.00	2318294	04/18/22	$ 2,725.00	TP	04/18/22	$ 2,725.00	100.00%	$ 2,725.00	0.00%	$ -	$ -	$ -	$ -	$ -	$ -	$ -	$ -
7	Soft	FILING 16	TriPointe	Aztec	83921-11 TAH Filing 16	MULTIPLE	MULTIPLE	$ 46,360.60	$ -	$ 46,360.60	Multiple	Multiple	$ 46,360.60	TP	Multiple	$ 46,360.60	62.98%	$ 29,200.20	37.02%	$ 17,160.40	$ -	$ -	$ 17,160.40	$ 4,290.10	$ 4,290.10	$ 4,290.10	$ 4,290.10
7	Soft	FILING 16	TriPointe	BSB Design	Aurora Highlands 3200 Series Architectural Design	31838	04/09/21	$ 15,000.00	$ -	$ 15,000.00	1585701	04/14/21	$ 15,000.00	TP	04/14/21	$ 15,000.00	100.00%	$ 15,000.00	0.00%	$ -	$ -	$ -	$ -	$ -	$ -	$ -	$ -
7	SOFT	FILING 16	TriPointe	City of Aurora	1st Submittal to City - Submittal Fees	638808	04/09/21	$ 44,594.00	$ -	$ 44,594.00	3971777	04/13/21	$ 44,594.00	TP	04/13/21	$ 44,594.00	61.05%	$ 27,226.78	38.95%	$ 17,367.22	$ -	$ -	$ 17,367.22	$ 4,341.80	$ 4,341.80	$ 4,341.80	$ 4,341.80
7	SOFT	FILING 16	TriPointe	City of Aurora	Stormwater Quality Discharge Permit Fee > 5 acres	667977	01/19/22	$ 2,359.00	$ -	$ 2,359.00	5106627	01/20/22	$ 2,359.00	TP	01/20/22	$ 2,359.00	63.34%	$ 1,494.28	36.66%	$ 864.72	$ -	$ -	$ 864.72	$ 216.18	$ 216.18	$ 216.18	$ 216.18
7	SOFT	FILING 16	TriPointe	City of Aurora	TAH Filing 16 Civil Plans Review	646503	06/28/21	$ 63,910.00	$ -	$ 63,910.00	4781820	09/13/21	$ 63,910.00	TP	09/13/21	$ 63,910.00	20.00%	$ 12,782.00	80.00%	$ 51,128.00	$ -	$ -	$ 51,128.00	$ 12,782.00	$ 12,782.00	$ 12,782.00	$ 12,782.00
7	SOFT	Filing 16	TriPointe	CMS Environmental Solutions	TAH Filing 16 Erosion Control	130887	02/01/22	$ 390.00	$ -	$ 390.00	2203519	02/22/22	$ 390.00	TP	02/22/22	$ 390.00	63.34%	$ 247.04	36.66%	$ 142.96	$ -	$ -	$ 142.96	$ 35.74	$ 35.74	$ 35.74	$ 35.74
7	Soft	FILING 16	TriPointe	Goddin Sudik Architects	Tri Pointe Filing 16 Architectural Design	MULTIPLE	MULTIPLE	$ 12,717.50	$ -	$ 12,717.50	Multiple	Multiple	$ 12,717.50	TP	Multiple	$ 12,717.50	100.00%	$ 12,717.50	0.00%	$ -	$ -	$ -	$ -	$ -	$ -	$ -	$ -
7	Soft	FILING 16	TriPointe	HR Green Development	201583 The Aurora Highlands	MULTIPLE	MULTIPLE	$ 432,382.44	$ -	$ 432,382.44	Multiple	Multiple	$ 432,382.44	TP	Multiple	$ 432,382.44	25.93%	$ 112,136.19	74.07%	$ 320,246.25	$ -	$ -	$ 320,246.25	$ 80,061.56	$ 80,061.56	$ 80,061.56	$ 80,061.56
7	Hard	FILING 16	TriPointe	Kelley Trucking	TAH Section 30 Mass Grading - Filing 16	MULTIPLE	MULTIPLE	$ 4,129,009.52	$ 206,450.48	$ 3,922,559.04	Multiple	Multiple	$ 2,168,469.81	TP	Multiple	$ 2,168,469.81	93.54%	$ 3,668,969.65	6.46%	$ 253,589.39	$ -	$ -	$ 109,086.46	$ 27,271.62	$ 27,271.62	$ 27,271.62	$ 27,271.62
7	Soft	FILING 16	TriPointe	Norris Design, Inc.	0455-01-2562 Plat and CSP	MULTIPLE	MULTIPLE	$ 95,915.69	$ -	$ 95,915.69	Multiple	Multiple	$ 95,915.69	TP	Multiple	$ 95,915.69	46.27%	$ 44,383.23	53.73%	$ 51,532.46	$ -	$ -	$ 51,532.46	$ 14,795.35	$ 10,970.88	$ 10,970.88	$ 14,795.35
7	Soft	FILING 16	TriPointe	Norris Design, Inc.	0455-01-2562 TRI Pointe Yield Study	MULTIPLE	MULTIPLE	$ 2,945.90	$ -	$ 2,945.90	Multiple	Multiple	$ 2,945.90	TP	Multiple	$ 2,945.90	63.34%	$ 1,866.04	36.66%	$ 1,079.86	$ -	$ -	$ 1,079.86	$ 270.05	$ 269.88	$ 269.88	$ 270.05
7	SOFT	FILING 16	TriPointe	William Hesmalhalch Architects	Design and Presentation Graphics - 3500 Series	94792	04/09/21	$ 12,648.00	$ -	$ 12,648.00	5100958	04/23/21	$ 12,648.00	TP	04/23/21	$ 12,648.00	100.00%	$ 12,648.00	0.00%	$ -	$ -	$ -	$ -	$ -	$ -	$ -	$ -
8	Soft	FILING 10	Bridgewater	Aztec	171521-01 Aurora Highlands Filing 10	MULTIPLE	MULTIPLE	$ 13,402.50	$ -	$ 13,402.50	Multiple	Multiple	$ 6,359.06	BWH	Multiple	$ 6,359.06	15.52%	$ 2,079.90	84.48%	$ 11,322.60	$ -	$ -	$ 5,212.27	$ 1,158.66	$ 1,501.65	$ 2,404.35	$ 147.60
8	Hard	FILING 10	Bridgewater	Monks Construction Company	Filing 10 Grading	MULTIPLE	MULTIPLE	$ 7,989.10	$ 399.45	$ 7,589.64			$ -			$ -	46.33%	$ 3,516.01	53.67%	$ 4,073.63	$ -	$ -	$ -	$ -	$ -	$ -	$ -
8	Hard	FILING 10	Bridgewater	Nelson Pipeline	FILING 10 - Infrastructure	MULTIPLE	MULTIPLE	$ 747,350.97	$ 37,367.55	$ 709,983.42	Multiple	Multiple	$ 523,290.69	BWH	Multiple	$ 523,290.69	1.35%	$ 9,601.41	98.65%	$ 700,382.01	$ -	$ -	$ 488,042.04	$ 21,091.80	$ 156,515.28	$ 296,993.16	$ 13,441.80
8	Hard	FILING 10	Bridgewater	SRM	FILING 10 - Erosion Control	Pay App 7	04/23/22	$ 5,400.00	$ 540.00	$ 4,860.00	Vendor Stmt	04/29/22	$ 9,661.50	BWH	04/29/22	$ 9,661.50	46.33%	$ 2,251.46	53.67%	$ 2,608.54	$ -	$ -	$ 5,185.67	$ 1,296.42	$ 1,296.42	$ 1,296.42	$ 1,296.42
8	Soft	FILING 04	Pulte	Aztec Consultants	164721-02 Aurora Highlands Filing 4-13	MULTIPLE	MULTIPLE	$ 934.31	$ -	$ 934.31	Vendor Stmt	Multiple	$ 2,013.59	Pulte	Multiple	$ 2,013.59	0.00%	$ -	100.00%	$ 934.31	$ -	$ -	$ 1,548.14	$ 959.18	$ 401.02	$ 55.87	$ 132.07
8	Soft	FILING 05	Pulte	Aztec Consultants	164721-02 Aurora Highlands Filing 4-13	MULTIPLE	MULTIPLE	$ 3,506.85	$ -	$ 3,506.85	Vendor Stmt	Multiple	$ 7,557.79	Pulte	Multiple	$ 7,557.79	0.00%	$ -	100.00%	$ 3,506.85	$ -	$ -	$ 5,810.78	$ 3,600.18	$ 1,505.19	$ 209.70	$ 495.72
8	Soft	FILING 08	Pulte	Aztec Consultants	164721-02 Aurora Highlands Filing 4-13	MULTIPLE	MULTIPLE	$ 8,500.78	$ -	$ 8,500.78	Vendor Stmt	Multiple	$ 18,320.48	Pulte	Multiple	$ 18,320.48	0.00%	$ -	100.00%	$ 8,500.78	$ -	$ -	$ 14,085.64	$ 8,727.02	$ 3,648.65	$ 508.32	$ 1,201.65
8	Soft	FILING 13	Pulte	Aztec Consultants	164721-02 Aurora Highlands Filing 4-13	MULTIPLE	MULTIPLE	$ 483.56	$ -	$ 483.56	Vendor Stmt	Multiple	$ 1,042.14	Pulte	Multiple	$ 1,042.14	0.00%	$ -	100.00%	$ 483.56	$ -	$ -	$ 801.25	$ 496.43	$ 207.55	$ 28.92	$ 68.35
8	Hard	FILING 04	Pulte	CTL Thompson	Compaction Testing - Subgrade/Base/Paving	618188	03/31/22	$ 1,859.00	$ -	$ 1,859.00	Vendor Stmt	04/26/22	$ 1,859.00	Pulte	04/26/22	$ 1,859.00	0.00%	$ -	100.00%	$ 1,859.00	$ -	$ -	$ 1,859.00	$ 1,859.00	$ -	$ -	$ -
8	Hard	FILING 04	Pulte	CTL Thompson	Compaction Testing - Concrete Testing	622472	04/30/22	$ 463.00	$ -	$ 463.00	Vendor Stmt	04/26/22	$ 463.00	Pulte	04/26/22	$ 463.00	0.00%	$ -	100.00%	$ 463.00	$ -	$ -	$ 463.00	$ 463.00	$ -	$ -	$ -
8	Hard	Filing 04	Pulte	Pro Systems	TAH Filing Nos. 4, 5, and 8 - Street Lighting	MULTIPLE	MULTIPLE	$ 55,910.00	$ 5,591.00	$ 50,319.00	Vendor Stmt	05/11/22	$ 29,169.00	Pulte	11/19/21	$ 29,169.00	0.00%	$ -	100.00%	$ 50,319.00	$ -	$ -	$ 29,169.00	$ 29,169.00	$ -	$ -	$ -
8	Hard	Filing 05	Pulte	Pro Systems	TAH Filing Nos. 4, 5, and 8 - Street Lighting	MULTIPLE	MULTIPLE	$ 280,486.25	$ 28,048.63	$ 252,437.63	Vendor Stmt						0.00%	$ -	100.00%	$ 252,437.63	$ -	$ -	$ -	$ -	$ -	$ -	$ -
8	HARD	FILING 15	TM	AG Wassenaar	22000MAS TAH F15 Foundation Studies	348834	03/31/22	$ 14,715.00	$ -	$ 14,715.00	ET049611	05/02/22	$ 14,715.00	TM	05/05/22	$ 14,715.00	100.00%	$ 14,715.00	0.00%	$ -	$ -	$ -	$ -	$ -	$ -	$ -	$ -
8	HARD	FILING 15	TM	AG Wassenaar	206125 Aurora Highlands PA 52.2 Compaction Testing	328933	02/28/21	$ 2,700.00	$ -	$ 2,700.00	ET043826	04/05/21	$ 2,700.00	TM	04/15/21	$ 2,700.00	57.04%	$ 1,540.18	42.96%	$ 1,159.82	$ -	$ -	$ 1,159.82	$ 289.96	$ 289.96	$ 289.96	$ 289.96
8	HARD	FILING 15	TM	AG Wassenaar	206125 Aurora Highlands PA 52.2 Compaction Testing	346880	02/24/22	$ 19,266.00	$ -	$ 19,266.00	ET049105	03/28/22	$ 19,266.00	TM	03/31/22	$ 19,266.00	57.04%	$ 10,990.02	42.96%	$ 8,275.98	$ -	$ -	$ 8,275.98	$ 2,069.00	$ 2,069.00	$ 2,069.00	$ 2,069.00
8	HARD	FILING 15	TM	AG Wassenaar	206125 Aurora Highlands PA 52.2 Compaction Testing	348245	03/30/22	$ 19,863.00	$ -	$ 19,863.00	ET049611	05/02/22	$ 19,863.00	TM	05/05/22	$ 19,863.00	57.04%	$ 11,330.57	42.96%	$ 8,532.43	$ -	$ -	$ 8,532.43	$ 2,133.11	$ 2,133.11	$ 2,133.11	$ 2,133.11
8	HARD	FILING 15	TM	AG Wassenaar	206125 Aurora Highlands PA 52.2 Compaction Testing - Proposed Res. Structures	329623	03/23/21	$ 24,000.00	$ -	$ 24,000.00	ET043826	04/05/21	$ 24,000.00	TM	04/15/21	$ 24,000.00	57.04%	$ 13,690.46	42.96%	$ 10,309.54	$ -	$ -	$ 10,309.54	$ 2,577.39	$ 2,577.39	$ 2,577.39	$ 2,577.39
8	Soft	FILING 15	TM	Aztec	33821-03 Aurora Highlands Filing 15	127070	04/07/22	$ 20,280.00	$ -	$ 20,280.00	ET049612	05/02/22	$ 20,800.00	TM	05/05/22	$ 20,800.00	57.04%	$ 11,568.44	42.96%	$ 8,711.56	$ -	$ -	$ 8,934.93	$ 2,233.73	$ 2,233.73	$ 2,233.73	$ 2,233.73
8	SOFT	FILING 15	TM	Enertia Consulting Group	Addendum 1 - PA 52.2/Filing 15 Survey and TIS	MULTIPLE	MULTIPLE	$ 81,860.00	$ -	$ 81,860.00	Multiple	Multiple	$ 18,160.20	TM	Multiple	$ 18,160.20	50.91%	$ 41,676.04	49.09%	$ 40,183.96	$ -	$ -	$ 7,800.97	$ 1,950.24	$ 1,950.24	$ 1,950.24	$ 1,950.24
8	SOFT	FILING 15	TM	Enertia Consulting Group	Addendum 3 - PA 52.2/Filing 15 Prelim Plat	MULTIPLE	MULTIPLE	$ 570,405.42	$ -	$ 570,405.42	Multiple	Multiple	$ -	TM	Multiple	$ -	70.88%	$ 404,320.02	29.12%	$ 166,085.40	$ -	$ -	$ -	$ -	$ -	$ -	$ -
8	Hard	FILING 15	TM	Monks Construction Company	Filing 15 Grading	Pay App 7	04/30/22	$ 166,240.95	$ 8,312.05	$ 157,928.90	Multiple	Multiple	$ 1,072,153.47	TM	Multiple	$ 1,072,153.47	57.04%	$ 90,088.30	42.96%	$ 67,840.60	$ -	$ -	$ 460,558.72	$ 115,139.68	$ 115,139.68	$ 115,139.68	$ 115,139.68
8	Soft	FILING 15	TM	Norris Design	TAH Filing 15 Site Plan and Plat	01-72196	03/31/22	$ 7,772.00	$ -	$ 7,772.00	Multiple	Multiple	$ 9,554.25	TM	05/05/22	$ 9,554.25	57.04%	$ 4,433.43	42.96%	$ 3,338.57	$ -	$ -	$ 3,338.57	$ 834.64	$ 834.64	$ 834.64	$ 834.64
8	Soft	FILING 16	TriPointe	Aztec	83921-11 TAH Filing 16	MULTIPLE	MULTIPLE	$ 10,377.75	$ -	$ 10,377.75	Multiple	Multiple	$ 10,377.75	TP	Multiple	$ 10,377.75	60.34%	$ 6,261.89	39.66%	$ 4,115.86	$ -	$ -	$ 4,115.86	$ 1,028.96	$ 1,028.96	$ 1,028.96	$ 1,028.96
8	Hard	FILING 16	TriPointe	Kelley Trucking	TAH Section 30 Mass Grading - Filing 16	MULTIPLE	MULTIPLE	$ 633,677.65	$ 31,683.88	$ 601,993.77	Multiple	Multiple	$ 2,356,083.00	TP	Multiple	$ 2,356,083.00	71.29%	$ 429,156.77	28.71%	$ 172,837.00	$ -	$ -	$ 317,339.93	$ 79,334.98	$ 79,334.98	$ 79,334.98	$ 79,334.98
9	Soft	FILING 10	Bridgewater	Aztec	171521-01 Aurora Highlands Filing 10	130727	06/01/22	$ 6,536.00	$ -	$ 6,536.00						$ -	9.55%	$ 623.92	90.45%	$ 5,912.08	$ -	$ -	$ -	$ -	$ -	$ -	$ -
9	Soft	FILING 10	Bridgewater	Contour Services	TAH Filing 10	MULTIPLE	MULTIPLE	$ 42,560.00	$ -	$ 42,560.00	Multiple	Multiple	$ 9,120.00	BWH	05/23/22	$ 9,120.00	46.33%	$ 19,716.53	53.67%	$ 22,843.47	$ -	$ -	$ 4,895.03	$ 1,223.76	$ 1,223.76	$ 1,223.76	$ 1,223.76
9	Hard	FILING 10	Bridgewater	Kelley Trucking	TAH Section 30 Mass Grading - Filing 10	MULTIPLE	MULTIPLE	$ -	$ (99,387.56)	$ 99,387.56	Multiple	Multiple	$ -			$ -	46.33%	$ 46,042.72	53.67%	$ 53,344.84	$ -	$ -	$ -	$ -	$ -	$ -	$ -
9	Hard	FILING 10	Bridgewater	Monks Construction Company	Filing 10 Grading	MULTIPLE	MULTIPLE	$ -	$ (31,706.06)	$ 31,706.06			$ -			$ -	0.00%	$ 14,688.29	0.00%	$ 17,017.77	$ -	$ -	$ -	$ -	$ -	$ -	$ -
9	Hard	FILING 10	Bridgewater	Nelson Pipeline	FILING 10 - Infrastructure	MULTIPLE	MULTIPLE	$ 80,800.00	$ 4,040.00	$ 76,760.00	Multiple	Multiple	$ 332,293.58	BWH	Multiple	$ 332,293.58	0.00%	$ -	100.00%	$ 76,760.00	$ -	$ -	$ 297,475.18	$ 1,936.26	$ 36,070.88	$ 259,468.04	$ -
9	Hard	FILING 10	Bridgewater	SRM	FILING 10 - Erosion Control	MULTIPLE	MULTIPLE	$ 7,335.00	$ 733.50	$ 6,601.50	44680	06/02/22	$ 3,960.00	BWH	06/02/22	$ 3,960.00	46.33%	$ 3,058.24	53.67%	$ 3,543.26	$ -	$ -	$ 2,125.47	$ 531.37	$ 531.37	$ 531.37	$ 531.37
9	SOFT	FILING 21	CENTURY	Aztec Consultants	65322-01 TAH Filing No. 21 (PA-70) Phase 2	123478	02/03/22	$ 10,080.00	$ -	$ 10,080.00	514200	03/30/22	$ 10,080.00	CENTURY	03/30/22	$ 10,080.00	61.19%	$ 6,168.29	38.81%	$ 3,911.71	$ -	$ -	$ 3,911.71	$ 977.93	$ 977.93	$ 977.93	$ 977.93
9	Hard	FILING 17	CENTURY	CTL Thompson	Aurora Highlands PA70 (Filing 17) Compaction Testing	627310	05/31/22	$ 680.00	$ -	$ 680.00	545157	06/16/22	$ 680.00	CENTURY	06/18/22	$ 680.00	61.19%	$ 416.11	38.81%	$ 263.89	$ -	$ -	$ 263.89	$ 65.97	$ 65.97	$ 65.97	$ 65.97
9	HARD	FILING 17	CENTURY	Kelley Trucking	PA70 Mass Grading	1	06/06/22	$ 398,272.50	$ 19,913.62	$ 378,358.88	545170	06/16/22	$ 378,358.88	CENTURY	06/18/22	$ 378,358.88	61.19%	$ 231,530.54	38.81%	$ 146,828.34	$ -	$ -	$ 146,828.34	$ 36,707.08	$ 36,707.08	$ 36,707.08	$ 36,707.08
9	Soft	FILING 04	Pulte	Aztec Consultants	164721-02 Aurora Highlands Filing 4-13	MULTIPLE	MULTIPLE	$ 1,841.79	$ -	$ 1,841.79	Vendor Stmt	Multiple	$ 934.31	Pulte	Multiple	$ 934.31	31.72%	$ 584.29	68.28%	$ 1,257.50	$ -	$ -	$ 1,130.99	$ 1,157.73	$ 117.43	$ (180.32)	$ 36.15
9	Soft	FILING 05	Pulte	Aztec Consultants	164721-02 Aurora Highlands Filing 4-13	MULTIPLE	MULTIPLE	$ 6,912.97	$ -	$ 6,912.97	Vendor Stmt	Multiple	$ 3,506.85	Pulte	Multiple	$ 3,506.85	31.72%	$ 2,193.09	68.28%	$ 4,719.89	$ -	$ -	$ 4,245.06	$ 4,345.43	$ 440.76	$ (676.79)	$ 135.67
9	Soft	FILING 08	Pulte	Aztec Consultants	164721-02 Aurora Highlands Filing 4-13	MULTIPLE	MULTIPLE	$ 16,757.40	$ -	$ 16,757.40	Vendor Stmt	Multiple	$ 8,500.78	Pulte	Multiple	$ 8,500.78	31.72%	$ 5,316.16	68.28%	$ 11,441.25	$ -	$ -	$ 10,290.25	$ 10,533.54	$ 1,068.42	$ (1,640.58)	$ 328.87
9	Soft	FILING 13	Pulte	Aztec Consultants	164721-02 Aurora Highlands Filing 4-13	MULTIPLE	MULTIPLE	$ 953.23	$ -	$ 953.23	Vendor Stmt	Multiple	$ 483.56	Pulte	Multiple	$ 483.56	31.72%	$ 302.40	68.28%	$ 650.82	$ -	$ -	$ 585.35	$ 599.19	$ 60.78	$ (93.32)	$ 18.71
9	Hard	FILING 08	Pulte	CTL Thompson	Compaction Testing - Sanitary Sewer (SS-5676.50, W-3952.50, St-1176,ROW-392.	618198	03/31/22	$ 11,197.00	$ -	$ 11,197.00	Vendor Stmt	07/08/22	$ 11,197.00	Pulte	07/08/22	$ 11,197.00	0.00%	$ -	100.00%	$ 11,197.00	$ -	$ -	$ 11,197.00	$ 1,568.00	$ 3,952.50	$ 5,676.50	$ -
9	Hard	FILING 08	Pulte	CTL Thompson	Compaction Testing - Sanitary(1678) Waterline(3408), ROW(1607+2600)	622673	04/30/22	$ 10,759.00	$ -	$ 10,759.00	Vendor Stmt	07/08/22	$ 10,759.00	Pulte	07/08/22	$ 10,759.00	0.00%		100.00%	$ 10,759.00	$ -	$ -	$ 10,759.00	$ 5,673.00	$ 3,408.00	$ 1,678.00	$ -
9	Hard	FILING 04	Pulte	CTL Thompson	Compaction Testing - Concrete Testing	627621	05/31/22	$ 1,282.50	$ -	$ 1,282.50	Vendor Stmt	06/02/22	$ 1,282.50	Pulte	06/02/22	$ 1,282.50	0.00%	$ -	100.00%	$ 1,282.50	$ -	$ -	$ 1,282.50	$ 1,282.50	$ -	$ -	$ -
9	Hard	FILING 05	Pulte	CTL Thompson	Compaction Testing - Concrete and Asphalt	627623	05/31/22	$ 3,482.50	$ -	$ 3,482.50	Vendor Stmt	06/30/22	$ 3,482.50	Pulte	06/30/22	$ 3,482.50	0.00%	$ -	100.00%	$ 3,482.50	$ -	$ -	$ 3,482.50	$ 3,482.50	$ -	$ -	$ -
9	Hard	FILING 08	Pulte	CTL Thompson	Compaction Testing - San Sewer(2153), Waterline(356.50), Subgrade(6264.50+642+4347	628106	05/31/22	$ 13,840.50	$ -	$ 13,840.50	Vendor Stmt	07/08/22	$ 13,840.50	Pulte	07/08/22	$ 13,840.50	0.00%	$ -	100.00%	$ 13,840.50	$ -	$ -	$ 13,840.50	$ 11,331.00	$ 356.50	$ 2,153.00	$ -
9	Hard	FILING 04	Pulte	CTL Thompson	Subgrade Investigation/Pavement Design	628558	06/02/22	$ 1,552.00	$ -	$ 1,552.00	Vendor Stmt	07/08/22	$ 1,552.00	Pulte	07/08/22	$ 1,552.00	0.00%	$ -	100.00%	$ 1,552.00	$ -	$ -	$ 1,552.00	$ 1,552.00	$ -	$ -	$ -
9	Hard	FILING 05	Pulte	CTL Thompson	Compaction Testing - Pavement	628559	06/02/22	$ 4,900.00	$ -	$ 4,900.00	Vendor Stmt	07/08/22	$ 4,900.00	Pulte	07/08/22	$ 4,900.00	0.00%	$ -	100.00%	$ 4,900.00	$ -	$ -	$ 4,900.00	$ 4,900.00	$ -	$ -	$ -
9	Hard	FILING 04	Pulte	Martin Marietta	TAH: Fillings 4, 5, 8, 13 Paving	MULTIPLE	MULTIPLE	$ 30,294.13	$ 3,029.41	$ 27,264.72	Vendor Stmt	Multiple	$ 27,264.72	Pulte	Multiple	$ 27,264.72	0.00%	$ -	100.00%	$ 27,264.72	$ -	$ -	$ 10,814.13	$ 10,814.13	$ -	$ -	$ -
9	Hard	FILING 05	Pulte	Martin Marietta	TAH: Fillings 4, 5, 8, 13 Paving	MULTIPLE	MULTIPLE	$ 25,419.03	$ 2,541.90	$ 22,877.13	Vendor Stmt	Multiple	$ 22,877.13	Pulte	Multiple	$ 22,877.13	0.00%	$ -	100.00%	$ 22,877.13	$ -	$ -	$ 6,426.54	$ 6,426.54	$ -	$ -	$ -
9	Hard	FILING 08	Pulte	Martin Marietta	TAH: Fillings 4, 5, 8, 13 Paving	MULTIPLE	MULTIPLE	$ 708,658.32	$ 70,865.83	$ 637,792.49	Vendor Stmt	Multiple	$ 637,792.49	Pulte	Multiple	$ 637,792.49	0.00%	$ -	100.00%	$ 637,792.49	$ -	$ -	$ 71,763.53	$ 71,763.53	$ -	$ -	$ -
9	Hard	FILING 04	Pulte	Nelson Pipeline	TAH: Filings 4, 5, 8, 13	MULTIPLE	MULTIPLE	$ 0.00	$ -	$ -	Vendor Stmt	Multiple	$ 20,412.00	Pulte	Vendor Stmt	$ 20,412.00	0.00%	$ -	100.00%	$ -	$ -	$ -	$ 20,412.00	$ 18,720.00	$ 1,692.00	$ -	$ -
9	Hard	FILING 05	Pulte	Nelson Pipeline	TAH: Filings 4, 5, 8, 13	MULTIPLE	MULTIPLE	$ -	$ -	$ -	Vendor Stmt	Multiple	$ 28,957.50	Pulte	Vendor Stmt	$ 28,957.50	0.00%	$ -	100.00%	$ -	$ -	$ -	$ 13,797.00	$ 8,167.50	$ 5,629.50	$ -	$ -
9	Hard	FILING 08	Pulte	Nelson Pipeline	TAH: Filings 4, 5, 8, 13	MULTIPLE	MULTIPLE	$ -	$ -	$ -	Vendor Stmt	Multiple	$ 488,392.25	Pulte	Vendor Stmt	$ 488,392.25	0.00%	$ -	100.00%	$ -	$ -	$ -	$ 488,319.16	$ 91,900.13	$ 362,659.68	$ 16,879.68	$ 16,879.68
9	Hard	FILING 04	Pulte	Precise Striping	TAH Pulte Homes - Filings 4, 5, 8, & 13 - Paving	MULTIPLE	MULTIPLE	$ -	$ -	$ -	Vendor Stmt	06/16/22	$ 796.80	Pulte	Vendor Stmt	$ 796.80	0.00%	$ -	100.00%	$ -	$ -	$ -	$ 796.80	$ 796.80	$ -	$ -	$ -
9	Hard	FILING 05	Pulte	Precise Striping	TAH Pulte Homes - Filings 4, 5, 8, & 13 - Paving	MULTIPLE	MULTIPLE	$ -	$ -	$ -	Vendor Stmt	06/16/22	$ 850.00	Pulte	Vendor Stmt	$ 850.00	0.00%	$ -	100.00%	$ -	$ -	$ -	$ 850.00	$ 850.00	$ -	$ -	$ -
9	Hard	FILING 08	Pulte	Precise Striping	TAH Pulte Homes - Filings 4, 5, 8, & 13 - Paving	MULTIPLE	MULTIPLE	$ 19,975.00	$ -	$ 19,975.00			$ -			$ -	0.00%	$ -	100.00%	$ 19,975.00	$ -	$ -	$ -	$ -	$ -	$ -	$ -
9	Hard	FILING 04	Pulte	Stormwater Risk Management	TAH: Filings 4, 5, 8, 13 - Erosion Control	MULTIPLE	MULTIPLE	$ 15,185.12	$ 1,518.51	$ 13,666.61	Vendor Stmt	Multiple	$ 5,169.60	Pulte	Vendor Stmt	$ 5,169.60	46.99%	$ 6,422.32	53.01%	$ 7,244.28	$ -	$ -	$ 2,740.26	$ 685.06	$ 685.06	$ 685.06	$ 685.06
9	Hard	FILING 05	Pulte	Stormwater Risk Management	TAH: Filings 4, 5, 8, 13 - Erosion Control	MULTIPLE	MULTIPLE	$ 3,932.50	$ 393.25	$ 3,539.25	Vendor Stmt	Multiple	$ 8,275.50	Pulte	Vendor Stmt	$ 8,275.50	56.26%	$ 1,991.23	43.74%	$ 1,548.02	$ -	$ -	$ 3,452.74	$ 863.18	$ 863.18	$ 863.18	$ 863.18
9	Hard	FILING 08	Pulte	Stormwater Risk Management	TAH: Filings 4, 5, 8, 13 - Erosion Control	MULTIPLE	MULTIPLE	$ 37,132.12	$ 3,713.21	$ 33,418.91	Vendor Stmt	Multiple	$ 15,367.50	Pulte	Vendor Stmt	$ 15,367.50	59.78%	$ 19,979.29	40.22%	$ 13,439.62	$ -	$ -	$ 6,180.13	$ 1,545.03	$ 1,545.03	$ 1,545.03	$ 1,545.03
9	Hard	FILING 08	Pulte	Three Sons Construction	TAH: Fillings 4, 5, 8, 13 Paving - C&G and Sidewalks	MULTIPLE	MULTIPLE	$ 137,913.10	$ 13,791.31	$ 124,121.79	Vendor Stmt	Multiple	$ 124,121.79	Pulte	Multiple	$ 124,121.79	0.00%	$ -	0.00%	$ 124,121.79	$ -	$ -	$ 124,121.79	$ 124,121.79	$ -	$ -	$ -
9	HARD	FILING 15	TM	AG Wassenaar	206125 Aurora Highlands PA 52.2 Compaction Testing	351092	05/31/22	$ 925.00	$ -	$ 925.00	ET050401	06/27/22	$ 925.00	TM	06/27/22	$ 925.00	57.04%	$ 527.65	42.96%	$ 397.35	$ -	$ -	$ 397.35	$ 99.34	$ 99.34	$ 99.34	$ 99.34
9	HARD	FILING 15	TM	AG Wassenaar	22000MAS TAH F15 Foundation Studies	350024	05/03/22	$ 5,450.00	$ -	$ 5,450.00	ET049910	05/23/22	$ 5,450.00	TM	05/23/22	$ 5,450.00	100.00%	$ 5,450.00	0.00%	$ -	$ -	$ -	$ -	$ -	$ -	$ -	$ -
9	HARD	FILING 15	TM	AG Wassenaar	22000MAS TAH F15 Foundation Studies	352227	06/21/22	$ 8,720.00	$ -	$ 8,720.00	ET050504	07/01/22	$ 8,720.00	TM	07/01/22	$ 8,720.00	100.00%	$ 8,720.00	0.00%	$ -	$ -	$ -	$ -	$ -	$ -	$ -	$ -
9	HARD	FILING 15	TM	AG Wassenaar	22000MAS TAH F15 Foundation Studies	350777	05/13/22	$ 11,445.00	$ -	$ 11,445.00	ET050111	06/06/22	$ 11,445.00	TM	06/06/22	$ 11,445.00	100.00%	$ 11,445.00	0.00%	$ -	$ -	$ -	$ -	$ -	$ -	$ -	$ -
9	HARD	FILING 15	TM	AG Wassenaar	206125 Aurora Highlands PA 52.2 Compaction Testing	349644	04/29/22	$ 16,022.00	$ -	$ 16,022.00	ET049910	05/23/22	$ 16,022.00	TM	05/23/22	$ 16,022.00	57.04%	$ 9,139.52	42.96%	$ 6,882.48	$ -	$ -	$ 6,882.48	$ 1,720.62	$ 1,720.62	$ 1,720.62	$ 1,720.62

SUMMARY OF COSTS REVIEWED

VER NO	TYPE	FILING	SOURCE	VENDOR	DESCRIPTION	INV NO	INV DATE	INV AMT	RET/OCIP/DISC	FINAL INV AMT	CHK NO	PMT DATE	PMT AMT	PAYOR	DATE CLEARED	VER PMT AMT	% PRI	PRI AMT	% PUB	PUB AMT	PREV AMT	AMT REV BY PPP CHANGE	CUR VER PUB AMT	STREETS	WATER	SANITATION	PARKS & REC
9	HARD	FILING 15	TM	AG Wassenaar	206125 Aurora Highlands PA 52.2 Compaction Testing	346880	02/24/22	$ (19,266.00)	$ -	$ (19,266.00)	ET049105	03/28/22	$ (19,266.00)	TM	03/31/22	$ (19,266.00)	57.04%	$ (10,990.02)	42.96%	$ (8,275.98)	$ -	$ -	$ (8,275.98)	$ (2,069.00)	$ (2,069.00)	$ (2,069.00)	$ (2,069.00)
9	Soft	FILING 15	TM	Aztec	33821-03 Aurora Highlands Filing 15	128908	05/04/22	$ 7,800.00	$ -	$ 7,800.00	ET049911	06/27/22	$ 20,280.00	TM	06/27/22	$ 20,280.00	57.04%	$ 4,449.40	42.96%	$ 3,350.60	$ -	$ -	$ 8,711.56	$ 2,177.89	$ 2,177.89	$ 2,177.89	$ 2,177.89
9	SOFT	FILING 15	TM	Enertia Consulting Group	Addendum 1 - PA 52.2/Filing 15 Survey and TIS	MULTIPLE	MULTIPLE	$ 2,000.00	$ -	$ 2,000.00	Multiple	Multiple	$ 65,699.80	TM	Multiple	$ 65,699.80	0.00%	$ -	100.00%	$ 2,000.00	$ -	$ -	$ 34,382.99	$ 8,595.75	$ 8,595.75	$ 8,595.75	$ 8,595.75
9	SOFT	FILING 15	TM	Enertia Consulting Group	Addendum 3 - PA 52.2/Filing 15 Prelim Plat	MULTIPLE	MULTIPLE	$ -	$ -	$ -	Multiple	Multiple	$ 570,405.42	TM	Multiple	$ 570,405.42	0.00%	$ -	0.00%	$ -	$ -	$ -	$ 166,085.40	$ 41,521.35	$ 41,521.35	$ 41,521.35	$ 41,521.35
9	SOFT	FILING 15	TM	Enertia Consulting Group	Addendum 1 - PA 52.2/Filing 15 DD & Concept Planning	MULTIPLE	MULTIPLE	$ 30,000.00	$ -	$ 30,000.00	Multiple	Multiple	$ 30,000.00	TM	Multiple	$ 30,000.00	57.04%	$ 17,113.07	42.96%	$ 12,886.93	$ -	$ -	$ 12,886.93	$ 3,221.73	$ 3,221.73	$ 3,221.73	$ 3,221.73
9	Hard	FILING 15	TM	Monks Construction Company	Filing 15 Grading	Pay App 8	05/31/22	$ 12,214.80	$ 610.74	$ 11,604.06	Multiple	Multiple	$ 157,928.90	TM	Multiple	$ 157,928.90	57.04%	$ 6,619.37	42.96%	$ 4,984.69	$ -	$ -	$ 67,840.60	$ 16,960.15	$ 16,960.15	$ 16,960.15	$ 16,960.15
9	Soft	FILING 15	TM	Norris Design	TAH Filing 15 Site Plan and Plat	MULTIPLE	MULTIPLE	$ 9,104.25	$ -	$ 9,104.25	Multiple	Multiple	$ 1,239.25	TM	Multiple	$ 1,239.25	57.04%	$ 5,193.39	42.96%	$ 3,910.86	$ -	$ -	$ 532.34	$ 133.08	$ 133.08	$ 133.08	$ 133.08
9	HARD	FILING 16	TriPointe	AG Wassenaar	213279 TAH Filing 16 Compaction Testing	348249	03/30/22	$ 18,080.00	$ -	$ 18,080.00	Vendor Stmt	04/30/22	$ 18,080.00	TP	04/30/22	$ 18,080.00	63.34%	$ 11,452.52	36.66%	$ 6,627.48	$ -	$ -	$ 6,627.48	$ 1,656.87	$ 1,656.87	$ 1,656.87	$ 1,656.87
9	Hard	Filing 16	TriPointe	AG Wassenaar	213279 TAH FILING 16 Geotechnical Site Development Study	349660	04/29/22	$ 21,195.00	$ -	$ 21,195.00	Vendor Stmt	05/30/22	$ 21,195.00	TP	05/30/22	$ 21,195.00	63.34%	$ 13,425.67	36.66%	$ 7,769.33	$ -	$ -	$ 7,769.33	$ 1,942.33	$ 1,942.33	$ 1,942.33	$ 1,942.33
9	SOFT	FILING 16	TriPointe	AG Wassenaar	213279 TAH Filing 16 Compaction Testing	321098	05/31/22	$ 22,010.00	$ -	$ 22,010.00	5687434	06/13/22	$ 22,010.00	TP	06/13/22	$ 22,010.00	63.34%	$ 13,941.92	36.66%	$ 8,068.08	$ -	$ -	$ 8,068.08	$ 2,017.02	$ 2,017.02	$ 2,017.02	$ 2,017.02
9	Hard	FILING 16	TriPointe	AG Wassenaar	220813MAS 220814-221086 TAH FILING 16 Soil & Foundation Study	350870	05/26/22	$ 2,725.00	$ -	$ 2,725.00	2450236	06/14/22	$ 2,725.00	TP	06/14/22	$ 2,725.00	100.00%	$ 2,725.00	0.00%	$ -	$ -	$ -	$ -	$ -	$ -	$ -	$ -
9	Soft	FILING 16	TriPointe	Aztec	83921-11 TAH Filing 16	MULTIPLE	MULTIPLE	$ 32,944.17	$ -	$ 32,944.17	Multiple	Multiple	$ 32,944.17	TP	Multiple	$ 32,944.17	36.01%	$ 11,864.71	63.99%	$ 21,079.46	$ -	$ -	$ 21,079.46	$ 1,913.36	$ 4,379.36	$ 12,873.36	$ 1,913.36
9	Soft	FILING 16	TriPointe	CMS Environmental Solutions	Aurora Highlands Filing 16 - Weekly Stormwater Inspections	133690	05/01/22	$ 312.50	$ -	$ 312.50	2472714	06/22/22	$ 312.50	TP	06/22/22	$ 312.50	61.19%	$ 191.23	38.81%	$ 121.27	$ -	$ -	$ 121.27	$ 30.32	$ 30.32	$ 30.32	$ 30.32
9	Soft	FILING 16	TriPointe	HR Green Development	201583 The Aurora Highlands	153697	06/13/22	$ 185.00	$ -	$ 185.00	5769951	07/08/22	$ 185.00	TP	07/08/22	$ 185.00	25.93%	$ 59.67	67.74%	$ 125.33	$ -	$ -	$ 125.33	$ 31.33	$ 31.33	$ 31.33	$ 31.33
9	Hard	FILING 16	TriPointe	Kelley Trucking	TAH Section 30 Mass Grading - Filing 16	MULTIPLE	MULTIPLE	$ 217,022.49	$ 10,851.12	$ 206,171.37	Multiple	Multiple	$ 206,171.37	TP	Multiple	$ 206,171.37	63.34%	$ 130,596.34	36.66%	$ 75,575.02	$ -	$ -	$ 75,575.02	$ 18,893.76	$ 18,893.76	$ 18,893.76	$ 18,893.76
9	SOFT	FILING 16	TriPointe	Kimley Horn	Aurora Higlands Filing 16 - Dry Utility Coordination	20541755	05/31/22	$ 12,140.00	$ -	$ 12,140.00	20541755	05/31/22	$ 12,140.00	TP	07/08/22	$ 12,140.00	100.00%	$ 12,140.00	0.00%	$ -	$ -	$ -	$ -	$ -	$ -	$ -	$ -
9	SOFT	FILING 16	TriPointe	Lockton	Stormwater Quality Discharge Permit	21811532	01/28/22	$ 221.00	$ -	$ 221.00	2178894	02/08/22	$ 221.00	TP	02/08/22	$ 221.00	0.00%	$ -	100.00%	$ 221.00	$ -	$ -					
9	HARD	FILING 16	TriPointe	Nelson Pipeline	Infrastructure - Filing 16	MULTIPLE	MULTIPLE	$ 886,765.00	$ 44,338.25	$ 842,426.75	Multiple	Multiple	$ 541,200.75	TP	Multiple	$ 541,200.75	27.65%	$ 232,911.86	72.35%	$ 609,514.89	$ -	$ -	$ 348,663.89	$ 46,109.58	$ 6,870.78	$ 288,812.73	$ 6,870.78
9	Hard	FILING 16	TriPointe	Pase	22TP023 - Aurora Highlands Filing 16 Erosion Control	35322	04/30/22	$ 2,960.00	$ -	$ 2,960.00	2448455	06/13/22	$ 2,960.00	TP	06/13/22	$ 2,960.00	61.19%	$ 1,811.32	38.81%	$ 1,148.68	$ -	$ -	$ 1,148.68	$ 287.17	$ 287.17	$ 287.17	$ 287.17
9	Soft	FILING 16	TriPointe	TraceAir	Drone Flights Over Site	3632	04/30/22	$ 1,250.00	$ -	$ 1,250.00	2432409	06/06/22	$ 1,250.00	TP	06/06/22	$ 1,250.00	61.19%	$ 764.92	38.81%	$ 485.08	$ -	$ -	$ 485.08	$ 121.27	$ 121.27	$ 121.27	$ 121.27
10	Soft	FILING 10	Bridgewater	Aztec	171521-01 Aurora Highlands Filing 10	132481	06/29/22	$ 13,356.04	$ -	$ 13,356.04	Multiple	Multiple	$ 20,217.00	BWH	06/29/22	$ 20,217.00	12.55%	$ 1,675.84	87.45%	$ 11,680.20	$ -	$ -	$ 17,114.93	$ 1,741.50	$ 5,234.18	$ 9,959.25	$ 180.00
10	Hard	FILING 10	Bridgewater	Nelson Pipeline	FILING 10 - Infrastructure	MULTIPLE	MULTIPLE	$ 226,485.00	$ 11,324.25	$ 215,160.75	Multiple	Multiple	$ 672,615.87	BWH	Multiple	$ 672,615.87	0.35%	$ 753.17	99.65%	$ 214,407.58	$ -	$ -	$ 663,519.80	$ 59,766.03	$ 313,160.40	$ 272,713.34	$ 17,880.03
10	Hard	FILING 04	Pulte	CTL Thompson	Concrete Testing	631135	06/30/22	$ 926.00	$ -	$ 926.00						$ -	0.00%	$ -	100.00%	$ 926.00	$ -	$ -	$ -	$ -	$ -	$ -	$ -
10	Hard	FILING 05	Pulte	CTL Thompson	Concrete Testing	631695	06/30/22	$ 1,092.00	$ -	$ 1,092.00	Vendor Stmt	07/26/22	$ 1,092.00	Pulte	07/26/22	$ 1,092.00	0.00%	$ -	100.00%	$ 1,092.00	$ -	$ -	$ 1,092.00	$ 1,092.00	$ -	$ -	$ -
10	Hard	FILING 08	Pulte	CTL Thompson	Compaction Testing (Grading 196,Storm 878.50, Roads 6343, Asphalt 2907, Concrete 774	631700	06/30/22	$ 18,325.50	$ -	$ 18,325.50						$ -	0.00%	$ -	100.00%	$ 18,325.50	$ -	$ -	$ -	$ -	$ -	$ -	$ -
10	Hard	FILING 08	Pulte	CTL Thompson	Subgrade Investigation/Pavement Design	632544	06/30/22	$ 4,027.00	$ -	$ 4,027.00	Vendor Stmt	07/26/22	$ 4,027.00	Pulte	07/26/22	$ 4,027.00	0.00%	$ -	100.00%	$ 4,027.00	$ -	$ -	$ 4,027.00	$ 4,027.00	$ -	$ -	$ -
10	Hard	FILING 08	Pulte	CTL Thompson	Subgrade Testing/Asphalt Testing/Concrete Testing	634934	07/31/22	$ 13,791.75	$ -	$ 13,791.75						$ -	0.00%	$ -	100.00%	$ 13,791.75	$ -	$ -	$ -	$ -	$ -	$ -	$ -
10	Hard	FILING 08	Pulte	CTL Thompson	Subgrade Testing/Asphalt Testing/Concrete Testing	635303	07/31/22	$ 6,772.00	$ -	$ 6,772.00	Vendor Stmt	07/26/22	$ 6,772.00	Pulte	07/26/22	$ 6,772.00	0.00%	$ -	100.00%	$ 6,772.00	$ -	$ -	$ 6,772.00	$ 6,772.00	$ -	$ -	$ -
10	Hard	FILING 13	Pulte	Fiore and Sons, Inc.	TAH: Fillings 4, 5, 8, 13 Earthwork	MULTIPLE	MULTIPLE	$ 78,559.37	$ (260,755.00)	$ 339,314.37	Vendor Stmt	05/03/22	$ 260,754.99	Pulte	05/03/22	$ 260,754.99	83.11%	$ 282,018.74	16.89%	$ 57,295.63	$ -	$ -	$ 36,265.53	$ 4,529.83	$ 4,529.83	$ 4,529.83	$ 22,676.03
10	Hard	FILING 04	Pulte	Nelson Pipeline	TAH: Filings 4, 5, 8, 13	MULTIPLE	MULTIPLE	$ 10,045.00	$ (2,082.60)	$ 2,082.60	Vendor Stmt	Multiple	$ 2,082.60	Pulte	Vendor Stmt	$ 2,082.60	114.56%	$ 2,385.75	-14.56%	$ (303.15)	$ -	$ -	$ (303.15)	$ 1,040.00	$ (1,563.65)	$ -	$ 220.50
10	Hard	FILING 05	Pulte	Nelson Pipeline	TAH: Filings 4, 5, 8, 13	MULTIPLE	MULTIPLE	$ (19,545.00)	$ (1,608.75)	$ 1,608.75	Vendor Stmt	Multiple	$ 1,608.75	Pulte	Vendor Stmt	$ 1,608.75	670.20%	$ 10,781.91	-570.20%	$ (9,173.16)	$ -	$ -	$ (9,173.16)	$ (9,485.91)	$ 312.75	$ -	$ -
10	Hard	FILING 08	Pulte	Nelson Pipeline	TAH: Filings 4, 5, 8, 13	MULTIPLE	MULTIPLE	$ 61,139.94	$ (96,036.16)	$ 157,176.10	Vendor Stmt	Multiple	$ 157,176.10	Pulte	Vendor Stmt	$ 157,176.10	7.40%	$ 11,633.56	92.60%	$ 145,542.54	$ -	$ -	$ 145,542.54	$ 73,951.71	$ 46,262.76	$ 24,390.31	$ 937.76
10	Hard	FILING 04	Pulte	Page Specialty Company	Filing 4 & 5 Mailboxes	34828	02/02/22	$ 4,613.88	$ -	$ 4,613.88	Vendor Stmt	06/30/22	$ 4,613.88	Pulte	06/30/22	$ 4,613.88	0.00%	$ -	100.00%	$ 4,613.88	$ -	$ -	$ 4,613.88	$ 4,613.88	$ -	$ -	$ -
10	Hard	FILING 05	Pulte	Page Specialty Company	Filing 4 & 5 Mailboxes	34828	02/02/22	$ 4,613.88	$ -	$ 4,613.88	Vendor Stmt	06/30/22	$ 4,613.88	Pulte	06/30/22	$ 4,613.88	0.00%	$ -	100.00%	$ 4,613.88	$ -	$ -	$ 4,613.88	$ 4,613.88	$ -	$ -	$ -
10	Hard	FILING 04	Pulte	Stormwater Risk Management	TAH: Filings 4, 5, 8, 13 - Erosion Control	MULTIPLE	MULTIPLE	$ 1,070.00	$ 107.00	$ 963.00	Vendor Stmt	Multiple	$ 9,958.61	Pulte	Vendor Stmt	$ 9,958.61	46.99%	$ 452.54	53.01%	$ 510.46	$ -	$ -	$ 5,278.78	$ 1,319.69	$ 1,319.69	$ 1,319.69	$ 1,319.69
10	Hard	FILING 05	Pulte	Stormwater Risk Management	TAH: Filings 4, 5, 8, 13 - Erosion Control	MULTIPLE	MULTIPLE	$ 3,180.00	$ -	$ -	Vendor Stmt	Multiple	$ 1,140.75	Pulte	Vendor Stmt	$ 1,140.75	#DIV/0!	$ -	#DIV/0!	$ -	$ -	$ -	$ 458.76	$ 114.69	$ 114.69	$ 114.69	$ 114.69
10	Hard	FILING 08	Pulte	Stormwater Risk Management	TAH: Filings 4, 5, 8, 13 - Erosion Control	MULTIPLE	MULTIPLE	$ 41,080.60	$ 3,331.80	$ 29,986.20	Vendor Stmt	Multiple	$ 25,188.41	Pulte	Vendor Stmt	$ 25,188.41	59.78%	$ 17,927.07	40.22%	$ 12,059.13	$ -	$ -	$ 10,129.67	$ 2,532.42	$ 2,532.42	$ 2,532.42	$ 2,532.42
11	Soft	FILING 10	Bridgewater	Aztec	171521-01 Aurora Highlands Filing 10	133813	07/27/22	$ 7,680.04	$ -	$ 7,680.04	Multiple	Multiple	$ 10,236.00		08/20/22	$ 10,236.00	15.06%	$ 1,714.08	84.94%	$ 9,665.96	$ -	$ -	$ 7,898.00	$ 2,872.98	$ 2,527.56	$ 2,000.98	$ 496.48
11	Soft	FILING 10	Bridgewater	Contour Services	TAH Filing 10	MULTIPLE	MULTIPLE	$ 39,520.00	$ -	$ 39,520.00	Multiple	Multiple	$ 51,680.00	BWH	05/23/22	$ 9,120.00	46.33%	$ 18,308.21	53.67%	$ 21,211.79	$ -	$ -	$ 27,738.50	$ 6,934.62	$ 6,934.62	$ 6,934.62	$ 6,934.62
11	Hard	FILING 10	Bridgewater	Lawson Construction Company	TAH Filing 10 - Curb and Gutter and Walks	MULTIPLE	MULTIPLE	$ 135,428.92	$ 4,065.07	$ 131,363.85	11398	08/25/22	$ 11,044.88	BWH	08/25/22	$ 10,463.57	0.00%	$ -	100.00%	$ 131,363.85	$ -	$ -	$ 10,463.57	$ 10,463.57	$ -	$ -	$ -
11	Hard	FILING 10	Bridgewater	Nelson Pipeline	FILING 10 - Infrastructure	MULTIPLE	MULTIPLE	$ 23,400.00	$ 1,170.00	$ 22,230.00	Multiple	Multiple	$ 72,720.00	BWH	Multiple	$ 72,720.00	0.00%	$ -	100.00%	$ 22,230.00	$ -	$ -	$ 72,720.00	$ -	$ 72,720.00	$ -	$ -
11	Hard	FILING 10	Bridgewater	SRM	FILING 10 - Erosion Control	MULTIPLE	MULTIPLE	$ 30,544.45	$ 3,054.45	$ 27,490.01			$ -			$ -	46.33%	$ 12,735.14	53.67%	$ 14,754.86	$ -	$ -	$ 3,543.26	$ 885.82	$ 885.82	$ 885.82	$ 885.82
11	SOFT	FILING 21	CENTURY	Aztec Consultants	65322-01 TAH Filing No. 21 (PA-70) Phase 2	03/29/57	$ 44,595.00	$ 2,070.00	$ -	$ 2,070.00	514200	03/30/22	$ 2,070.00	CENTURY	03/30/22	$ 2,070.00	61.19%	$ 1,266.70	38.81%	$ 803.30	$ -	$ -	$ 803.30	$ 200.82	$ 200.82	$ 200.82	$ 200.82
11	SOFT	FILING 17	CENTURY	Aztec Consultants	65322-10 TAH Filing No. 17 (PA-70) Construction Servcies	MULTIPLE	MULTIPLE	$ 22,010.00	$ -	$ 22,010.00	Multiple	Multiple	$ 22,010.00	CENTURY	07/14/22	$ 22,010.00	61.19%	$ 13,468.66	38.81%	$ 8,541.34	$ -	$ -	$ 8,541.34	$ 2,135.33	$ 2,135.33	$ 2,135.33	$ 2,135.33
11	HARD	FILING 17	CENTURY	CTL Thompson	Aurora Highlands PA70 (Filing 17) Compaction Testing	03/04/38	$ 44,773.00	$ 17,472.50	$ -	$ 17,472.50	560607	08/11/22	$ 17,472.50	CENTURY	08/18/22	$ 17,472.50	61.19%	$ 10,692.01	38.81%	$ 6,780.49	$ -	$ -	$ 6,780.49	$ 1,695.12	$ 1,695.12	$ 1,695.12	$ 1,695.12
11	HARD	FILING 17	CENTURY	Kelley Trucking	PA70 Mass Grading	2	07/07/22	$ 945,530.60	$ 47,276.53	$ 898,254.07	552439	07/14/22	$ 898,301.47	CENTURY	07/15/22	$ 897,849.07	61.19%	$ 549,671.92	38.81%	$ 348,582.15	$ -	$ -	$ 348,424.98	$ 87,106.25	$ 87,106.25	$ 87,106.25	$ 87,106.25
11	Hard	FILING 08	Pulte	CTL Thompson	Site Grading (390+907.50) Infrastructure/Roads (196+71+2861.50+3174.50+1424)	638308	08/31/22	$ 9,024.50	$ -	$ 9,024.50							5.78%	$ 521.80	94.22%	$ 8,502.70	$ -	$ -	$ -	$ -	$ -	$ -	$ -
11	Hard	FILING 04	Pulte	Martin Marietta	TAH: Fillings 4, 5, 8, 13 Paving	MULTIPLE	MULTIPLE	$ 46,359.07	$ 4,635.91	$ 41,723.16	Vendor Stmt	Multiple	$ 41,723.16	Pulte	Multiple	$ 41,723.16	0.00%	$ -	100.00%	$ 41,723.16	$ -	$ -	$ 16,450.59	$ 16,450.59	$ -	$ -	$ -
11	Hard	FILING 05	Pulte	Martin Marietta	TAH: Fillings 4, 5, 8, 13 Paving	MULTIPLE	MULTIPLE	$ 54,897.07	$ 5,489.71	$ 49,407.36	Vendor Stmt	Multiple	$ 49,407.36	Pulte	Multiple	$ 49,407.36	0.00%	$ -	100.00%	$ 49,407.36	$ -	$ -	$ 16,450.59	$ 16,450.59	$ -	$ -	$ -
11	Hard	FILING 08	Pulte	Martin Marietta	TAH: Fillings 4, 5, 8, 13 Paving	MULTIPLE	MULTIPLE	$ 303,799.86	$ 13,751.84	$ 123,766.53	Vendor Stmt	Multiple	$ 123,766.53	Pulte	Multiple	$ 123,766.53	0.00%	$ -	100.00%	$ 123,766.53	$ -	$ -	$ 566,028.97	$ 566,028.97	$ -	$ -	$ -
11	Hard	Filing 04	Pulte	Pro Systems	TAH Filing Nos. 4, 5, and 8 - Street Lighting	MULTIPLE	MULTIPLE	$ -	$ -	$ -	Vendor Stmt		$ 23,500.00	Pulte	04/18/22	$ 23,500.00	0.00%	$ -	100.00%	$ -	$ -	$ -	$ 21,150.00	$ 21,150.00	$ -	$ -	$ -
11	Hard	Filing 05	Pulte	Pro Systems	TAH Filing Nos. 4, 5, and 8 - Street Lighting	MULTIPLE	MULTIPLE	$ -	$ -	$ -	Vendor Stmt		$ 280,486.25	Pulte	04/18/22	$ 280,486.25	0.00%	$ -	100.00%	$ -	$ -	$ -	$ 280,486.25	$ 280,486.25	$ -	$ -	$ -
11	Hard	FILING 08	Pulte	Pro Systems	TAH Filing Nos. 4, 5, and 8 - Street Lighting	MULTIPLE	MULTIPLE	$ 119,336.25	$ 11,933.63	$ 107,402.63	Vendor Stmt						0.00%	$ -	100.00%	$ 107,402.63	$ -	$ -	$ -	$ -	$ -	$ -	$ -
11	Hard	FILING 02	RAH	AG Wassenaar	212006 TAH F2 East 42nd Ave. & Fultondale St	348437	03/31/22	$ 1,430.00	$ -	$ 1,430.00	ACH 41230	04/27/22	$ 1,430.00	RAH	05/02/22	$ 1,430.00	0.00%	$ -	100.00%	$ 1,430.00	$ -	$ -	$ 1,430.00	$ 1,430.00	$ -	$ -	$ -
11	Soft	FILING 02	RAH	AG Wassenaar	212006 TAH F2 East 42nd Ave. & Fultondale St	349813	04/29/22	$ 8,775.00	$ -	$ 8,775.00	43520	05/27/22	$ 8,775.00	RAH	05/31/22	$ 8,775.00	0.00%	$ -	100.00%	$ 8,775.00	$ -	$ -	$ 8,775.00	$ 8,775.00	$ -	$ -	$ -
11	Hard	FILING 02	RAH	Alpine Civil Construction	Aurora Highlands CSP-2	MULTIPLE	MULTIPLE	$ 248,472.40	$ 24,847.24	$ 223,625.16	MULTIPLE	MULTIPLE	$ 167,258.44	RAH	MULTIPLE	$ 167,258.44	0.00%	$ -	100.00%	$ 167,258.44	$ -	$ -	$ 223,625.16	$ 183,351.96	$ -	$ -	$ 40,273.20
11	Soft	FILING 02	RAH	City of Aurora	41st Ave Irrigation Water Tap	678739	05/17/22	$ 157,548.64	$ -	$ 157,548.64	1146230	05/19/22	$ 157,548.64	RAH	06/01/22	$ 157,548.64	0.00%	$ -	100.00%	$ 157,548.64	$ -	$ -	$ 157,548.64	$ 78,774.32	$ -	$ -	$ 78,774.32
11	Hard	FILING 02	RAH	Clear Creek Civil	AH CSP2 P1 Landscape	2021-49.1	05/12/22	$ 101,910.59	$ 10,191.06	$ 91,719.53	43817	06/03/22	$ 91,719.53	RAH	06/06/22	$ 91,719.53	0.00%	$ -	0.00%	$ 203,821.18	$ -	$ -	$ 203,821.18	$ 101,910.59	$ -	$ -	$ 101,910.59
11	Hard	FILING 02	RAH	Clear Creek Civil LLC	General Erosion Control	1887	03/24/22	$ 14,434.80	$ -	$ 14,434.80	40164	04/14/22	$ 14,434.80	RAH	04/18/22	$ 14,434.80	51.18%	$ 7,388.08	48.82%	$ 7,046.72	$ -	$ -	$ 7,046.72	$ 1,761.68	$ 1,761.68	$ 1,761.68	$ 1,761.68
11	Hard	FILING 02	RAH	Clear Creek Civil LLC	General Erosion Control	1893	03/24/22	$ 6,129.40	$ -	$ 6,129.40	40164	04/14/22	$ 6,129.40	RAH	04/18/22	$ 6,129.40	51.18%	$ 3,137.18	48.82%	$ 2,992.22	$ -	$ -	$ 2,992.22	$ 748.06	$ 748.06	$ 748.06	$ 748.06
11	Hard	FILING 02	RAH	Clear Creek Civil LLC	General Erosion Control	1912	04/13/22	$ 5,561.96	$ -	$ 5,561.96	41236	04/18/22	$ 5,561.96	RAH	05/02/22	$ 5,561.96	51.18%	$ 2,846.75	48.82%	$ 2,715.21	$ -	$ -	$ 2,715.21	$ 678.80	$ 678.80	$ 678.80	$ 678.80
11	Hard	FILING 02	RAH	Clear Creek Civil LLC	General Erosion Control	1916	04/13/22	$ 6,883.20	$ -	$ 6,883.20	41236	04/18/22	$ 6,883.20	RAH	05/02/22	$ 6,883.20	51.18%	$ 3,522.99	48.82%	$ 3,360.21	$ -	$ -	$ 3,360.21	$ 840.05	$ 840.05	$ 840.05	$ 840.05
11	Hard	FILING 02	RAH	Clear Creek Civil LLC	General Erosion Control	1918	04/13/22	$ 17,234.75	$ -	$ 17,234.75	41236	04/18/22	$ 17,234.75	RAH	05/02/22	$ 17,234.75	51.18%	$ 8,821.17	48.82%	$ 8,413.58	$ -	$ -	$ 8,413.58	$ 2,103.40	$ 2,103.40	$ 2,103.40	$ 2,103.40
11	Hard	FILING 02	RAH	Clear Creek Civil LLC	General Erosion Control	1934	05/04/22	$ 4,494.60	$ -	$ 4,494.60	42738	05/20/22	$ 4,494.60	RAH	05/20/22	$ 4,494.60	51.18%	$ 2,300.45	48.82%	$ 2,194.15	$ -	$ -	$ 2,194.15	$ 548.54	$ 548.54	$ 548.54	$ 548.54
11	Hard	FILING 03	RAH	Clear Creek Civil LLC	General Erosion Control	1940	05/06/22	$ 6,284.00	$ -	$ 6,284.00	43528	06/09/22	$ 6,284.00	RAH	06/09/22	$ 6,284.00	51.18%	$ 3,216.30	48.82%	$ 3,067.70	$ -	$ -	$ 3,067.70	$ 766.92	$ 766.92	$ 766.92	$ 766.92
11	Hard	FILING 03	RAH	Clear Creek Civil LLC	CSP 3 Erosion Control	1948	05/06/22	$ 10,395.00	$ -	$ 10,395.00	43528	06/09/22	$ 10,395.00	RAH	06/09/22	$ 10,395.00	51.18%	$ 5,320.41	48.82%	$ 5,074.59	$ -	$ -	$ 5,074.59	$ 1,268.65	$ 1,268.65	$ 1,268.65	$ 1,268.65
11	Hard	FILING 02	RAH	Clear Creek Civil LLC	General Erosion Control - Landscaped areas only	1950	05/06/22	$ 5,797.84	$ -	$ 5,797.84	43528	06/09/22	$ 5,797.84	RAH	06/09/22	$ 5,797.84	51.18%	$ 2,967.48	48.82%	$ 2,830.36	$ -	$ -	$ 2,830.36	$ 707.59	$ 707.59	$ 707.59	$ 707.59
11	Hard	FILING 03	RAH	Clear Creek Civil LLC	General Erosion Control	1951	05/06/22	$ 4,937.30	$ -	$ 4,937.30	43528	06/09/22	$ 4,937.30	RAH	06/09/22	$ 4,937.30	51.18%	$ 2,527.03	48.82%	$ 2,410.27	$ -	$ -	$ 2,410.27	$ 602.57	$ 602.57	$ 602.57	$ 602.57
11	Hard	FILING 03	RAH	Clear Creek Civil LLC	General Erosion Control	1953	05/06/22	$ 6,062.00	$ -	$ 6,062.00	43528	06/09/22	$ 6,062.00	RAH	06/09/22	$ 6,062.00	51.18%	$ 3,102.68	48.82%	$ 2,959.32	$ -	$ -	$ 2,959.32	$ 739.83	$ 739.83	$ 739.83	$ 739.83
11	Hard	FILING 03	RAH	Clear Creek Civil LLC	General Erosion Control	1956	05/06/22	$ 28,488.00	$ -	$ 28,488.00	43528	06/09/22	$ 28,488.00	RAH	06/09/22	$ 28,488.00	51.18%	$ 14,580.85	48.82%	$ 13,907.15	$ -	$ -	$ 13,907.15	$ 3,476.79	$ 3,476.79	$ 3,476.79	$ 3,476.79
11	Hard	FILING 02	RAH	Clear Creek Civil LLC	General Erosion Control	1958	05/06/22	$ 3,156.00	$ -	$ 3,156.00	43528	06/09/22	$ 3,156.00	RAH	06/09/22	$ 3,156.00	51.18%	$ 1,615.32	48.82%	$ 1,540.68	$ -	$ -	$ 1,540.68	$ 385.17	$ 385.17	$ 385.17	$ 385.17
11	Hard	FILING 03	RAH	Clear Creek Civil LLC	General Erosion Control	1962	05/06/22	$ 3,342.10	$ -	$ 3,342.10	43528	06/09/22	$ 3,342.10	RAH	06/09/22	$ 3,342.10	51.18%	$ 1,710.57	48.82%	$ 1,631.53	$ -	$ -	$ 1,631.53	$ 407.88	$ 407.88	$ 407.88	$ 407.88
11	Hard	FILING 03	RAH	Clear Creek Civil LLC	General Erosion Control	1952	05/06/22	$ 5,619.60	$ -	$ 5,619.60	43528	06/09/22	$ 5,619.60	RAH	06/09/22	$ 5,619.60	51.18%	$ 2,876.25	48.82%	$ 2,743.35	$ -	$ -	$ 2,743.35	$ 685.84	$ 685.84	$ 685.84	$ 685.84
11	Soft	FILING 02	RAH	CMS Environmental Solutions	Weekly + Rain Inspections	131713	03/01/22	$ 625.00	$ -	$ 625.00	40897	04/20/22	$ 625.00	RAH	05/05/22	$ 625.00	51.18%	$ 319.89	48.82%	$ 305.11	$ -	$ -	$ 305.11	$ 76.28	$ 76.28	$ 76.28	$ 76.28
11	Soft	FILING 02	RAH	CMS Environmental Solutions	Weekly + Rain Inspections	132928	04/01/22	$ 625.00	$ -	$ 625.00	43818	06/03/22	$ 625.00	RAH	06/06/22	$ 625.00	51.18%	$ 319.89	48.82%	$ 305.11	$ -	$ -	$ 305.11	$ 76.28	$ 76.28	$ 76.28	$ 76.28
11	Hard	FILING 02	RAH	Nelson Pipeline	2021-050 TAH F2	9	03/22/22	$ 3,690.00	$ 369.00	$ 3,321.00	Multiple	Multiple	$ 113,287.47	RAH	Multiple	$ 109,545.28	13.25%	$ 440.12	86.75%	$ 2,880.88	$ -	$ -	$ 96,132.04	$ 96,187.97	$ (18.64)	$ (18.64)	$ (18.64)
11	Hard	FILING 02	RAH	Page Specialty Company	CSP 2 Mailboxes and Pad	35128	05/09/22	$ 7,993.60	$ -	$ 7,993.60	43825	06/03/22	$ 7,993.60	RAH	07/05/22	$ 7,993.60	0.00%		100.00%	$ 7,993.60	$ -	$ -	$ 7,993.60	$ 7,993.60	$ -	$ -	$ -
11	Hard	FILING 02	RAH	ProSystems Professional Electrical System	Aurora Highlands - Street Lighting Filing 2	3	05/18/22	$ 70,722.15	$ 3,677.43	$ 67,044.72	ACH	05/06/22	$ 63,649.94	RAH	05/16/22	$ 63,649.94	0.00%	$ -	100.00%	$ 67,044.72	$ -	$ -	$ 67,044.72	$ 67,044.72	$ -	$ -	$ -
11	Soft	FILING 02	RAH	Raspanti Consulting Services	Dry Utility Consulting	2359	04/18/22	$ 471.25	$ -	$ 471.25	1146121	05/13/22	$ 471.25	RAH	05/20/22	$ 471.25	100.00%	$ 471.25	0.00%	$ -	$ -	$ -	$ -	$ -	$ -	$ -	$ -
11	Soft	FILING 15	TM	Aztec	33821-03 Aurora Highlands Filing 15	MULTIPLE	MULTIPLE	$ 10,400.00	$ -	$ 10,400.00	Multiple	Multiple	$ 18,200.00	TM	Multiple	$ 18,200.00	57.04%	$ 5,932.53	42.96%	$ 4,467.47	$ -	$ -	$ 7,818.07	$ 1,954.52	$ 1,954.52	$ 1,954.52	$ 1,954.52
11	Hard	FILING 15	TM	Monks Construction Company	Filing 15 Grading	Payment Only	Payment Only	$ -	$ -	$ -	ET050407	06/27/22	$ 11,604.06	TM	06/27/22	$ 11,604.06	0.00%	$ -	100.00%	$ -	$ -	$ -	$ 4,984.69	$ 1,246.17	$ 1,246.17	$ 1,246.17	$ 1,246.17
11	Soft	FILING 15	TM	Norris Design	The Aurora Highlands Filing 15 LA & Irr CDs	01-74460	06/30/22	$ 1,408.00	$ -	$ 1,408.00	ET050924	08/04/22	$ 1,408.00	TM	08/04/22	$ 1,408.00	0.00%	$ -	100.00%	$ 1,408.00	$ -	$ -	$ 1,408.00	$ 352.00	$ 352.00	$ 352.00	$ 352.00
11	Soft	FILING 15	TM	Norris Design	TAH Filing 15 Site Plan and Plat	01-74252	06/30/22	$ 2,270.50	$ -	$ 2,270.50	ET050924	08/04/22	$ 10,135.50	TM	08/04/22	$ 10,135.50	56.66%	$ 1,286.48	43.34%	$ 984.02	$ -	$ -	$ 4,362.55	$ 1,094.45	$ 1,086.82	$ 1,086.82	$ 1,094.45
11	HARD	Filing 16	TriPointe	AG Wassenaar	220813MAS 220814-221086 TAH FILING 16 Soil & Foundation Study	354875	08/12/22	$ 6,540.00	$ -	$ 6,540.00	5923390	08/23/22	$ 6,540.00	TP	08/23/22	$ 6,540.00	100.00%	$ 6,540.00	0.00%	$ -	$ -	$ -	$ -	$ -	$ -	$ -	$ -
11	HARD	Filing 16	TriPointe	AG Wassenaar	220813MAS 220814-221086 TAH FILING 16 Soil & Foundation Study	352693	06/29/22	$ 3,815.00	$ -	$ 3,815.00	5781109	07/13/22	$ 3,815.00	TP	07/13/22	$ 3,815.00	100.00%	$ 3,815.00	0.00%	$ -	$ -	$ -	$ -	$ -	$ -	$ -	$ -
11	HARD	Filing 16	TriPointe	AG Wassenaar	213279 TAH Filing 16, E 35th Ave and Sunset Street Compaction Testing	353124	06/30/22	$ 22,010.00	$ -	$ 22,010.00	5856168	08/05/22	$ 22,010.00	TP	08/05/22	$ 22,010.00	0.00%	$ -	100.00%	$ 22,010.00	$ -	$ -	$ 22,010.00	$ 22,010.00	$ -	$ -	$ -
11	HARD	Filing 16	TriPointe	AG Wassenaar	220813MAS 220814-221086 TAH FILING 16 Soil & Foundation Study	353625	07/18/22	$ 16,895.00	$ -	$ 16,895.00	5845038	08/03/22	$ 16,895.00	TP	08/03/22	$ 16,895.00	100.00%	$ 16,895.00	0.00%	$ -	$ -	$ -	$ -	$ -	$ -	$ -	$ -
11	HARD	Filing 16	TriPointe	AG Wassenaar	220813MAS 220814-221086 TAH FILING 16 Soil & Foundation Study	354664	08/08/22	$ 19,075.00	$ -	$ 19,075.00	5888967	08/10/22	$ 19,075.00	TP	08/10/22	$ 19,075.00	100.00%	$ 19,075.00	0.00%	$ -	$ -	$ -	$ -	$ -	$ -	$ -	$ -
11	HARD	Filing 16	TriPointe	AG Wassenaar	220813MAS 220814-221086 TAH FILING 16 Soil & Foundation Study	355068	08/18/22	$ 1,090.00	$ -	$ 1,090.00	5923390	08/23/22	$ 1,090.00	TP	08/23/22	$ 1,090.00	100.00%	$ 1,090.00	0.00%	$ -	$ -	$ -	$ -	$ -	$ -	$ -	$ -
11	Soft	FILING 16	TriPointe	Aztec	83921-11 TAH Filing 16	MULTIPLE	MULTIPLE	$ 26,070.19	$ -	$ 26,070.19	Multiple	Multiple	$ 26,070.19	TP	Multiple	$ 26,070.19	36.01%	$ 8,868.28	63.99%	$ 17,201.91	$ -	$ -	$ 17,201.91	$ 7,463.06	$ 4,216.95	$ 4,130.95	$ 1,390.95
11	Soft	FILING 16	TriPointe	City of Aurora	Storm Drain Development Fee	685178	07/20/22	$ 87,524.98	$ -	$ 87,524.98	5798593	07/21/22	$ 87,524.98	TP	07/21/22	$ 87,524.98	0.00%	$ -	100.00%	$ 87,524.98	$ -	$ -	$ 87,524.98	$ 87,524.98	$ -	$ -	$ -
11	Soft	FILING 16	TriPointe	CMS Environmental Solutions	TAH Filing 16 Erosion Control	135421	06/01/22	$ 625.00	$ -	$ 625.00	5775408	07/11/22	$ 625.00	TP	07/11/22	$ 625.00	63.34%	$ 395.90	36.66%	$ 229.10	$ -	$ -	$ 229.10	$ 57.28	$ 57.28	$ 57.28	$ 57.28
11	Soft	FILING 16	TriPointe	CMS Environmental Solutions	TAH Filing 16 Erosion Control	136730	07/01/22	$ 625.00	$ -	$ 625.00	5781508	07/13/22	$ 625.00	TP	07/13/22	$ 625.00	63.34%	$ 395.90	36.66%	$ 229.10	$ -	$ -	$ 229.10	$ 57.28	$ 57.28	$ 57.28	$ 57.28
11	Soft	FILING 16	TriPointe	CMS Environmental Solutions	TAH Filing 16 Erosion Control	138189	08/01/22	$ 625.00	$ -	$ 625.00	5888967	08/10/22	$ 625.00	TP	08/10/22	$ 625.00	63.34%	$ 395.90	36.66%	$ 229.10	$ -	$ -	$ 229.10	$ 57.28	$ 57.28	$ 57.28	$ 57.28
11	HARD	FILING 16	TriPointe	Infrastructure - Filing 16	TriPointe	MULTIPLE	MULTIPLE	$ 1,118,275.00	$ 55,913.75	$ 1,062,361.25	Multiple	Multiple	$ 1,363,587.25	TP	Multiple	$ 1,363,587.25	13.15%	$ 139,719.35	86.85%	$ 922,641.90	$ -	$ -	$ 1,183,492.90	$ 179,131.05	$ 765,776.95	$ 238,584.90	$ -
11	Soft	Filing 16	TriPointe	Kimley Horn	Dry Utility Consulting	22059112	07/31/22	$ 6,070.00	$ -	$ 6,070.00	5931454	08/25/22	$ 6,070.00	TP	08/25/22	$ 6,070.00	100.00%	$ 6,070.00	0.00%	$ -	$ -	$ -	$ -	$ -	$ -	$ -	$ -
11	Soft	Filing 16	TriPointe	Kimley Horn	Dry Utility Consulting	21826115	06/30/22	$ 6,070.00	$ -	$ 6,070.00	5856501	08/05/22	$ 6,070.00	TP	08/05/22	$ 6,070.00	100.00%	$ 6,070.00	0.00%	$ -	$ -	$ -	$ -	$ -	$ -	$ -	$ -
11	Soft	FILING 16	TriPointe	Norris Design, Inc.	0455-01-2562 Plat and CSP	MULTIPLE	MULTIPLE	$ 30,292.40	$ -	$ 30,292.40	Multiple	Multiple	$ 30,292.40	TP	Multiple	$ 30,292.40	31.92%	$ 8,237.93	68.08%	$ 22,054.47	$ -	$ -	$ 22,054.47	$ 9,963.49	$ 1,063.74	$ 1,063.74	$ 9,963.49
11	Hard	FILING 16	TriPointe	Pase	22TP023 - Aurora Highlands Filing 16 Erosion Control	35799	06/30/22	$ 4,660.00	$ -	$ 4,660.00	5850117	08/04/22	$ 4,660.00	TP	08/04/22	$ 4,660.00	61.19%	$ 2,851.61	38.81%	$ 1,808.39	$ -	$ -	$ 1,808.39	$ 452.10	$ 452.10	$ 452.10	$ 452.10
11	Soft	FILING 16	TriPointe	TraceAir	Drone Flights Over Site	4138	04/30/22	$ 3,000.00	$ -	$ 3,000.00	5809490	07/26/22	$ 3,000.00	TP	07/26/22	$ 3,000.00	61.19%	$ 1,835.80	38.81%	$ 1,164.20	$ -	$ -	$ 1,164.20	$ 291.05	$ 291.05	$ 291.05	$ 291.05
11	Soft	FILING 16	TriPointe	TraceAir	Drone Flights Over Site	4515	04/30/22	$ 4,000.00	$ -	$ 4,000.00	5931454	08/25/22	$ 4,000.00	TP	08/25/22	$ 4,000.00	61.19%	$ 2,447.73	38.81%	$ 1,552.27	$ -	$ -	$ 1,552.27	$ 388.07	$ 388.07	$ 388.07	$ 388.07
12	Soft	FILING 11	Bridgewater	Contour Services	TAH Filing 10	1106-15	$ 44,832.00	$ 45,600.00	$ -	$ 45,600.00	Vendor Statement	09/28/22	$ 6,080.00	BWH	09/28/22	$ 9,121.00	46.33%	$ 21,124.86	53.67%	$ 24,475.14	$ -	$ -	$ 3,263.35	$ 815.84	$ 815.84	$ 815.84	$ 815.84
12	Hard	FILING 11	Bridgewater	Nelson Pipeline	FILING 10 - Infrastructure	Pay App 14	$ 44,818.00	$ 34,403.68	$ 1,720.18	$ 32,683.50	31174	09/14/22	$ 119,239.25	BWH	09/14/22	$ 112,963.50	5.00%	$ 1,633.74	95.00%	$ 31,049.76	$ -	$ -	$ 112,626.00	$ 18,787.50	$ 75,051.00	$ -	$ 18,787.50
12	SOFT	FILING 17	CENTURY	Aztec Consultants	65322-01 TAH Filing No. 21 (PA-70) Phase 2	09/16/69	$ 44,791.00	$ 850.00	$ -	$ 850.00	568321	09/08/22	$ 850.00	CENTURY	Vendor Stmt	$ 850.00	61.19%	$ 520.14	38.81%	$ 329.86			$ 329.86	$ 82.46	$ 82.46	$ 82.46	$ 82.46
12	SOFT	FILING 17	CENTURY	Aztec Consultants	65322-10 TAH Filing No. 17 (PA-70) Construction Servcies	MULTIPLE	MULTIPLE	$ 34,932.00	$ 1.00	$ 34,932.00	Multiple	Multiple	$ 34,932.00	CENTURY	09/08/22	$ 34,932.00	61.19%	$ 21,376.07	38.81%	$ 13,555.93	$ -	$ -	$ 13,555.93	$ 3,388.98	$ 3,388.98	$ 3,388.98	$ 3,388.98
12	SOFT	FILING 17	Century	City of Aurora	Civil Plans Review	690005	09/06/22	$ 39,138.00	$ -	$ 39,138.00	568398	09/08/22	$ 39,138.00	CENTURY	Vendor Stmt	$ 39,138.00	15.00%	$ 5,870.70	85.00%	$ 33,267.30	$ -	$ -	$ 33,267.30	$ 8,316.83	$ 8,316.83	$ 8,316.83	$ 8,316.83
12	HARD	FILING 17	CENTURY	CTL Thompson	Aurora Highlands PA70 (Filing 17) Compaction Testing	MULTIPLE	MULTIPLE	$ 23,357.50		$ 23,357.50	Multiple	Multiple	$ 24,377.50	CENTURY	09/08/22	$ 24,377.50	61.19%	$ 14,293.24	38.81%	$ 9,064.26	$ -	$ -	$ 9,064.26	$ 2,266.06	$ 2,266.06	$ 2,266.06	$ 2,266.06
12	HARD	FILING 17	CENTURY	Kelley Trucking	PA70 Mass Grading	3	07/31/22	$ 754,060.84	$ 37,703.04	$ 716,357.80	564621	08/25/22	$ 716,357.80	CENTURY	08/25/22	$ 716,157.51	61.19%	$ 438,392.53	38.81%	$ 278,012.77	$ -	$ -	$ 277,916.61	$ 69,479.15	$ 69,479.15	$ 69,479.15	$ 69,479.15
12	Soft	FILING 04	Pulte	Aztec Consultants	164721-02 Aurora Highlands Filing 4-13	MULTIPLE	MULTIPLE	$ 2,644.90	$ -	$ 2,644.90	Vendor Stmt	Multiple	$ 483.56	Pulte	Multiple	$ 483.56	65.55%	$ 1,733.82	34.45%	$ 911.08	$ -	$ -	$ 1,549.04	$ 1,248.86	$ 41.25	$ 41.25	$ 217.67
12	Soft	FILING 05	Pulte	Aztec Consultants	164721-02 Aurora Highlands Filing 4-13	MULTIPLE	MULTIPLE	$ 9,927.36	$ -	$ 9,927.36	Vendor Stmt	Multiple	$ 483.56	Pulte	Multiple	$ 483.56	65.55%	$ 6,507.72	34.45%	$ 3,419.63	$ -	$ -	$ 5,814.15	$ 4,687.46	$ 154.84	$ 154.84	$ 817.01
12	Soft	FILING 08	Pulte	Aztec Consultants	164721-02 Aurora Highlands Filing 4-13	MULTIPLE	MULTIPLE	$ 24,064.42	$ -	$ 24,064.42	Vendor Stmt	Multiple	$ 483.56	Pulte	Multiple	$ 483.56	65.55%	$ 15,775.05	34.45%	$ 8,289.37	$ -	$ -	$ 14,093.80	$ 11,362.63	$ 375.35	$ 375.35	$ 1,980.47
12	Soft	FILING 13	Pulte	Aztec Consultants	164721-02 Aurora Highlands Filing 4-13	MULTIPLE	MULTIPLE	$ 1,368.88	$ -	$ 1,368.88	Vendor Stmt	Multiple	$ 483.56	Pulte	Multiple	$ 483.56	65.55%	$ 897.35	34.45%	$ 471.53	$ -	$ -	$ 801.71	$ 646.35	$ 21.35	$ 21.35	$ 112.66
12	Hard	FILING 04	Pulte	Brightview Landscape Development	TAH Landscaping Filing Nos 4, 5, 8, and 13	MULTIPLE	MULTIPLE	$ 48,753.50	$ 4,875.35	$ 43,878.15	Vendor Stmt	Multiple	$ 32,409.69	Pulte	Multiple	$ 32,409.69	#DIV/0!	$ -	#DIV/0!	$ 43,878.15	$ -	$ -	$ 32,409.69	$ 16,204.84	$ -	$ -	$ 16,204.84
12	Hard	FILING 05	Pulte	Brightview Landscape Development	TAH Landscaping Filing Nos 4, 5, 8, and 13	MULTIPLE	MULTIPLE	$ 121,839.15	$ 12,183.92	$ 109,655.24	Vendor Stmt	Multiple	$ 21,203.01	Pulte	Multiple	$ 21,203.01	0.00%	$ -	100.00%	$ 109,655.24	$ -	$ -	$ 21,203.01	$ 10,601.51	$ -	$ -	$ 10,601.51
12	Hard	FILING 08	Pulte	Brightview Landscape Development	TAH Landscaping Filing Nos 4, 5, 8, and 13	MULTIPLE	MULTIPLE	$ 90,557.20	$ 9,055.72	$ 81,501.48	Vendor Stmt	Multiple	$ 70,099.92	Pulte	Multiple	$ 70,099.92	0.00%	$ -	100.00%	$ 81,501.48	$ -	$ -	$ 70,099.92	$ 35,049.96	$ -	$ -	$ 35,049.96

SUMMARY OF COSTS REVIEWED

VER NO	TYPE	FILING	SOURCE	VENDOR	DESCRIPTION	INV NO	INV DATE	INV AMT	RET/OCIP/DISC	FINAL INV AMT	CHK NO	PMT DATE	PMT AMT	PAYOR	DATE CLEARED	VER PMT AMT	% PRI	PRI AMT	% PUB	PUB AMT	PREV AMT	AMT REV BY PPP CHANGE	CUR VER PUB AMT	STREETS	WATER	SANITATION	PARKS & REC
12	Soft	FILING 04	Pulte	Contour Services	TAH Filing 4	MULTIPLE	MULTIPLE	$ 37,125.00	$ -	$ 37,125.00	Vendor Stmt	Multiple	$ 15,125.00	Pulte	Multiple	$ 15,125.00	46.99%	$ 17,446.09	53.01%	$ 19,678.91	$ -	$ -	$ 8,017.34	$ 2,004.33	$ 2,004.33	$ 2,004.33	$ 2,004.33
12	Soft	FILING 05	Pulte	Contour Services	TAH Filing 5	MULTIPLE	MULTIPLE	$ 5,000.00	$ -	$ 5,000.00	Vendor Stmt	Multiple	$ 5,000.00	Pulte	Multiple	$ 5,000.00	45.57%	$ 2,278.71	54.43%	$ 2,721.29	$ -	$ -	$ 2,721.29	$ 680.32	$ 680.32	$ 680.32	$ 680.32
12	Soft	FILING 08	Pulte	Contour Services	TAH Filing 8	MULTIPLE	MULTIPLE	$ 55,225.00	$ -	$ 55,225.00	Vendor Stmt	Multiple	$ 57,434.00	Pulte	Multiple	$ 57,434.00	59.78%	$ 33,015.93	40.22%	$ 22,209.07	$ -	$ -	$ 23,097.43	$ 5,774.36	$ 5,774.36	$ 5,774.36	$ 5,774.36
12	Hard	FILING 05	Pulte	CTL Thompson	Compaction Testing - Subgrade/Base/Paving	618191	03/31/22	$ 392.00	$ -	$ 392.00	Vendor Stmt	05/31/22	$ 392.00	Pulte	05/31/22	$ 392.00	0.00%	$ -	100.00%	$ 392.00	$ -	$ -	$ 392.00	$ 392.00	$ -	$ -	$ -
12	HARD	FILING 15	TM	AG Wassenaar	206125 Aurora Highlands PA 52.2 Compaction Testing	354334	07/29/22	$ 5,134.50	$ -	$ 5,134.50	EFT	09/02/22	$ 5,134.50	TM	09/02/22	$ 5,134.50	57.04%	$ 2,928.90	42.96%	$ 2,205.60	$ -	$ -	$ 2,205.60	$ 551.40	$ 551.40	$ 551.40	$ 551.40
12	HARD	FILING 15	TM	AG Wassenaar	22000MAS TAH F15 Foundation Studies	354527	08/04/22	$ 20,165.00	$ -	$ 20,165.00	EFT	08/22/22	$ 20,165.00	TM	08/22/22	$ 20,165.00	100.00%	$ 20,165.00	0.00%	$ -	$ -	$ -	$ -	$ -	$ -	$ -	$ -
12	Hard	FILING 15	TM	AG Wassenaar	22000MAS TAH F15 Foundation Studies	353629	07/11/22	$ 21,255.00	$ -	$ 21,255.00	EFT	09/02/22	$ 21,255.00	TM	09/02/22	$ 21,255.00	100.00%	$ 21,255.00	0.00%	$ -	$ -	$ -	$ -	$ -	$ -	$ -	$ -
12	Soft	FILING 15	TM	Aztec	33821-03 Aurora Highlands Filing 15	MULTIPLE	MULTIPLE	$ 30,617.05	$ -	$ 30,617.05	Multiple	Multiple	$ 30,617.05	TM	Multiple	$ 30,617.05	27.68%	$ 8,473.87	72.32%	$ 22,143.18	$ -	$ -	$ 22,143.18	$ 8,187.80	$ 1,115.80	$ 11,723.80	$ 1,115.80
12	HARD	FILING 15	TM	Blue Tec	Install Concrete Washout	19143	05/25/22	$ 1,050.00	$ -	$ 1,050.00	6000-00041221	06/13/22	$ 1,050.00	TM	07/01/22	$ 1,050.00	57.04%	$ 598.96	42.96%	$ 451.04	$ -	$ -	$ 451.04	$ 112.76	$ 112.76	$ 112.76	$ 112.76
12	HARD	FILING 15	TM	Blue Tec	Install Silt Fence - Site Perimeter	19144	05/25/22	$ 5,040.00	$ -	$ 5,040.00	6000-00041221	06/13/22	$ 5,040.00	TM	07/01/22	$ 5,040.00	57.04%	$ 2,875.00	42.96%	$ 2,165.00	$ -	$ -	$ 2,165.00	$ 541.25	$ 541.25	$ 541.25	$ 541.25
12	HARD	FILING 15	TM	Blue Tec	Silt Fence Repair, 48" Stakes	19378	06/16/22	$ 765.00	$ -	$ 765.00	6000-00041452	06/01/22	$ 765.00	TM	06/01/22	$ 765.00	57.04%	$ 436.38	42.96%	$ 328.62	$ -	$ -	$ 328.62	$ 82.15	$ 82.15	$ 82.15	$ 82.15
12	HARD	FILING 15	TM	Blue Tec	Install/Remove Silt Fence NE Side of Site	19496	06/28/22	$ 1,800.00	$ -	$ 1,800.00			$ -		57.04%	$ -	57.04%	$ 1,026.78	42.96%	$ 773.22	$ -	$ -	$ -	$ -	$ -	$ -	$ -
12	HARD	FILING 15	TM	Blue Tec	Install/Remove Silt Fence North Side of Site	19716	07/18/22	$ 1,147.75	$ -	$ 1,147.75	6000-00041759	08/01/22	$ 1,147.75	TM	08/15/22	$ 1,147.75	57.04%	$ 654.72	42.96%	$ 493.03	$ -	$ -	$ 493.03	$ 123.26	$ 123.26	$ 123.26	$ 123.26
12	HARD	FILING 15	TM	Blue Tec	General Erosion Control	19882	08/01/22	$ 2,309.14	$ -	$ 2,309.14	6000-00041903	08/15/22	$ 2,309.14	TM	09/01/22	$ 2,309.14	57.04%	$ 1,317.22	42.96%	$ 991.92	$ -	$ -	$ 991.92	$ 247.98	$ 247.98	$ 247.98	$ 247.98
12	HARD	FILING 15	TM	Blue Tec	Install/Remove Silt Fence West Side of Site	20017	08/12/22	$ 255.76	$ -	$ 255.76	6000-00042072	08/29/22	$ 255.76	TM	09/15/22	$ 255.76	57.04%	$ 145.89	42.96%	$ 109.87	$ -	$ -	$ 109.87	$ 27.47	$ 27.47	$ 27.47	$ 27.47
12	SOFT	FILING 15	TM	Enertia Consulting Group	Addendum 1 - PA 52.2/Filing 15 CA	153-22	08/01/22	$ 4,675.00	$ -	$ 4,675.00	ET051307	08/22/22	$ 4,675.00	TM	08/22/22	$ 4,675.00	57.04%	$ 2,666.79	42.96%	$ 2,008.21	$ -	$ -	$ 2,008.21	$ 502.05	$ 502.05	$ 502.05	$ 502.05
12	Hard	FILING 15	TM	Monks Construction Company	Filing 15 Grading	MULTIPLE	MULTIPLE	$ 192,300.65	$ 9,615.03	$ 182,685.62	ET051433	09/02/22	$ 182,685.62	TM	09/02/22	$ 182,685.62	57.04%	$ 104,210.42	42.96%	$ 78,475.20	$ -	$ -	$ 78,475.20	$ 19,618.80	$ 19,618.80	$ 19,618.80	$ 19,618.80
12	Soft	FILING 15	TM	Norris Design	The Aurora Highlands Filing 15 LA & Irr CDs	01-74902	07/31/22	$ 1,107.50	$ -	$ 1,107.50	ET051334	08/29/22	$ 1,107.50	TM	08/29/22	$ 1,107.50	4.89%	$ 54.19	95.11%	$ 1,053.31	$ -	$ -	$ 1,053.31	$ 263.33	$ 263.33	$ 263.33	$ 263.33
12	Soft	FILING 16	TM	Norris Design	TAH Filing 15 Site Plan and Plat	01-74949	07/31/22	$ 1,717.50	$ -	$ 1,717.50	ET051334	08/29/22	$ 1,717.50	TM	08/29/22	$ 1,717.50	57.04%	$ 979.72	42.96%	$ 737.78	$ -	$ -	$ 737.78	$ 184.44	$ 184.44	$ 184.44	$ 184.44
					TOTALS to DATE -->			$ 53,664,190.11	$ 2,464,370.53	$ 51,032,096.50			$ 49,570,831.67			$ 49,520,060.72		$ 18,975,264.58		$ 32,116,314.35	$ 3,322,063.56	$ (1,704.56)	$ 31,173,984.64	$ 13,657,521.88	$ 6,877,690.11	$ 6,609,328.80	$ 4,029,443.85
					TOTALS for REVISED VERIFICATION NO -->	1 + Past Expenses		$ 6,437,106.41	$ 240,243.79	$ 6,196,862.62			$ 6,196,862.62			$ 6,196,862.62		$ 700,064.67		$ 5,496,797.95	$ 3,322,063.56	$ (1,704.56)	$ 5,458,527.44	$ 3,294,060.13	$ 786,297.95	$ 661,077.93	$ 717,091.43
					TOTALS for VERIFICATION NO -->	02		$ 9,617,645.78	$ 725,042.18	$ 8,892,603.60			$ 8,877,681.10			$ 8,877,681.10		$ 3,829,626.84		$ 5,062,976.76	$ -	$ -	$ 5,062,976.76	$ 1,512,590.57	$ 1,128,140.59	$ 1,679,167.70	$ 743,077.90
					TOTALS for VERIFICATION NO -->	03		$ 1,664,883.73	$ 123,264.55	$ 1,541,619.18			$ 1,541,619.18			$ 1,541,619.18		$ 424,955.16		$ 1,116,664.02	$ -	$ -	$ 1,116,664.02	$ 998,351.48	$ 39,033.64	$ 40,695.29	$ 38,583.61
					TOTALS for VERIFICATION NO -->	04		$ 6,862,781.35	$ 611,215.55	$ 6,251,565.80			$ 5,400,147.59			$ 5,400,147.59		$ 1,191,450.54		$ 5,060,115.26	$ -	$ -	$ 4,353,622.20	$ 2,404,419.87	$ 1,056,513.20	$ 491,374.60	$ 401,314.53
					TOTALS for VERIFICATION NO -->	05		$ 2,354,880.14	$ 126,811.90	$ 2,228,068.24			$ 1,468,598.84			$ 1,468,598.84		$ 450,476.06		$ 1,777,592.19	$ -	$ -	$ 1,067,440.67	$ 898,447.66	$ 63,249.04	$ 52,454.45	$ 53,289.52
					TOTALS for VERIFICATION NO -->	06		$ 8,260,289.85	$ 407,356.46	$ 7,852,933.39			$ 4,620,287.55			$ 4,620,287.55		$ 3,724,221.43		$ 4,128,711.96	$ -	$ -	$ 2,210,801.54	$ 723,104.85	$ 522,187.71	$ 495,944.37	$ 469,564.60
					TOTALS for VERIFICATION NO -->	07		$ 6,921,071.09	$ 157,436.11	$ 6,763,634.99			$ 6,807,868.94			$ 6,807,868.94		$ 4,764,595.02		$ 1,999,039.97	$ -	$ -	$ 3,289,107.32	$ 715,143.06	$ 812,166.28	$ 1,145,159.23	$ 616,638.76
					TOTALS for VERIFICATION NO -->	08		$ 2,697,444.09	$ 111,942.56	$ 2,585,501.53			$ 4,167,408.92			$ 4,167,408.92		$ 1,057,219.90		$ 1,528,281.63	$ -	$ -	$ 1,382,543.55	$ 276,412.37	$ 372,667.45	$ 509,088.42	$ 224,375.31
					TOTALS for VERIFICATION NO -->	09		$ 2,900,476.94	$ 45,247.04	$ 2,855,229.90			$ 3,905,452.91			$ 3,905,452.90		$ 848,586.02		$ 2,006,643.88	$ -	$ -	$ 2,027,546.09	$ 569,884.88	$ 566,646.96	$ 724,890.67	$ 166,123.58
					TOTALS for VERIFICATION NO -->	10		$ 469,532.96	$ (345,719.46)	$ 813,809.82			$ 1,171,861.84			$ 1,171,861.84		$ 327,628.58		$ 486,181.24	$ -	$ -	$ 889,952.44	$ 156,628.72	$ 371,903.07	$ 315,559.53	$ 45,861.12
						11		$ 3,859,498.50	$ 186,375.60	$ 3,506,841.41			$ 3,990,544.95			$ 3,943,209.06		$ 907,785.58		$ 2,658,490.76	$ -	$ -	$ 3,573,417.16	$ 1,886,246.15	$ 967,061.39	$ 366,536.77	$ 353,572.85
					TOTALS for VERIFICATION NO -->	12		$ 1,618,579.28	$ 75,154.24	$ 1,543,426.03			$ 1,422,497.23			$ 1,419,062.18		$ 748,654.80		$ 794,818.73	$ -	$ -	$ 741,385.45	$ 222,232.14	$ 191,822.83	$ 127,379.83	$ 199,950.64

ΣΧΕΔΙΟ
SCHEDIO GROUP

EXHIBIT B

SUMMARY OF DOCUMENTS REVIEWED

ΣΧΕΔΙΟ
SCHEDIO GROUP

SUMMARY OF DOCUMENTS REVIEWED

SERVICE PLANS

- First Amended and Restated Service Plan for Aerotropolis Area Coordinating Metropolitan District, City of Aurora, Colorado, prepared by McGeady Becher, P.C., approved October 16, 2017

DISTRICT AGREEMENTS

- Capital Construction and Reimbursement Agreement (In-Tract Improvements), by and between The Aurora Highlands Community Board and Aurora Highlands, LLC, effective June 24, 2020
- Waiver and Release of Reimbursement Rights, by and between The Aurora Highlands Community Authority Board, Aurora Highlands, LLC, and Pulte Home Company, LLC, effective May 10, 2021
- Waiver and Release of Reimbursement Rights, by and between The Aurora Highlands Community Board, Aurora Highlands, LLC, and Richmond American Homes of Colorado, Inc., effective April 10, 2020

PROFESSIONAL REPORTS

- The Aurora Highlands, Filing No. 2, Stormwater Management Plan, prepared by HR Green Development, LLC, approved November 17, 2020

LAND SURVEY DRAWINGS

- The Aurora Highlands Subdivision Filing No. 1, prepared by Aztec Consultants, Inc., dated July 8, 2019
- The Aurora Highlands Subdivision Filing No. 2, prepared by Aztec Consultants, Inc., recorded November 13, 2020 at Reception No. 2020000118550
- The Aurora Highlands Subdivision Filing No. 3, prepared by Aztec Consultants, Inc., dated October 19, 2019
- The Aurora Highlands Subdivision Filing No. 4, prepared by Aztec Consultants, Inc., dated February 14, 2020
- The Aurora Highlands Subdivision Filing No. 5, prepared by Aztec Consultants, Inc., dated April 6, 2020
- The Aurora Highlands Subdivision Filing No. 6, prepared by Aztec Consultants, Inc., dated May 12, 2020
- The Aurora Highlands Subdivision Filing No. 7, prepared by Aztec Consultants, Inc., dated May 13, 2020
- The Aurora Highlands Subdivision Filing No. 8, prepared by Aztec Consultants, Inc., dated May 14, 2020
- The Aurora Highlands Subdivision Filing No. 9, prepared by Aztec Consultants, Inc., dated December 28, 2021

ΣΧΕΔΙΟ
SCHEDIO GROUP

-
- The Aurora Highlands Subdivision Filing No. 10, prepared by Aztec Consultants, Inc., dated May 21, 2020
- The Aurora Highlands Subdivision Filing No. 11, prepared by Aztec Consultants, Inc., dated June 16, 2020
- The Aurora Highlands Subdivision Filing No. 13, prepared by Aztec Consultants, Inc., dated June 17, 2020
- The Aurora Highlands Subdivision Filing No. 14, prepared by Aztec Consultants, Inc., dated November 9, 2020
- The Aurora Highlands Subdivision Filing No. 15, prepared by Aztec Consultants, Inc., dated November 9, 2020
- The Aurora Highlands Subdivision Filing No. 16, prepared by Aztec Consultants, Inc., dated March 17, 2021
- The Aurora Highlands Subdivision Filing No. 17, prepared by Aztec Consultants, Inc., dated January 14, 2022
- The Aurora Highlands Subdivision Filing No. 18, prepared by Aztec Consultants, Inc., dated December 9, 2021
- The Aurora Highlands Subdivision Filing No. 19, prepared by Aztec Consultants, Inc., dated January 11, 2022

CIVIL ENGINEERING DRAWINGS

- The Aurora Highlands Contextual Site Plan No. 1, prepared by HR Green Development, LLC, dated February 20, 2019
- The Aurora Highlands Subdivision Filing No. 1 Civil Plans and Storm Water Management Plan, prepared by HR Green Development, LLC, approved February 19, 2020
- The Aurora Highlands Subdivision Filing No. 2 Civil Plans and Storm Water Management Plan, prepared by HR Green Development, LLC, approved November 17, 2020
- The Aurora Highlands Subdivision Filing No. 4 Area Grading Plan, prepared by HR Green Development, LLC, dated May 21, 2020
- The Aurora Highlands Subdivision Filing No. 5 Area Grading Plan, prepared by HR Green Development, LLC, dated August 18, 2020
- The Aurora Highlands Subdivision Filing No. 8 Area Grading Plan, prepared by HR Green Development, LLC, dated December 18, 2020
- The Aurora Highlands Subdivision Filing No. 4 Civil Plans and Storm Water Management Plan, prepared by HR Green Development, LLC, approved February 25, 2021
- The Aurora Highlands Subdivision Filing No. 5 Civil Plans and Storm Water Management Plan, prepared by HR Green Development, LLC, approved April 7, 2021

ΣΧΕΔΙΟ
SCHEDIO GROUP

CONSULTANT CONTRACTS

- Aztec Consultants, Inc., Work Order for Surveying Services for TAH Filings 4 5 8, dated March 12, 2021, Fully Executed
- CTL Thompson Inc., Work Order for Construction Testing and Observation Services for TAH Filings 4 5 8, dated March 12, 2021, Fully Executed
- Contour Services, LLC, Work Order for Construction Management Services, The Aurora Highlands Filing 4, 5, and 8, dated March 31, 2021, Fully Executed
- HG Green Development, LLC, Statement of Services for Engineering and Surveying Services for TAH 4 5 8 13, dated December 18, 2020, Fully Executed
- Norris Design, Scope of Work for Planning Services and Landscape Architectural Services, dated November 24, 2020, Fully Executed

CONSULTANT INVOICES

- See Exhibit A - Summary of Costs Reviewed

CONTRACTOR CONTRACTS

- Public Service Company of Colorado d/b/a Xcel Energy, On-Site Distribution Extension Agreement (Electric), executed March 9, 2020
- Public Service Company of Colorado d/b/a Xcel Energy, Frost Agreement, executed March 31, 2020
- Qwest Corporation d/b/a CenturyLink QC, Provisioning Agreement for Housing Developments, to provide distribution facilities to 118 planned units, dated June 16, 2020
- Stormwater Logistics, Inc., Work Order for Erosion Control Installation and Maintenance for TAH Filings 4, 5, & 8, dated March 12, 2021, Fully Executed

CONTRACTOR PAY APPLICATIONS

- See Summary of Costs Reviewed

DocuSign Envelope ID: 375AD173-E48B-4F50-B942-F8ECC57903C1

PROJECT FUND REQUISITION

Requisition No. 23

THE AURORA HIGHLANDS COMMUNITY AUTHORITY BOARD
IN THE CITY OF AURORA
ADAMS COUNTY, COLORADO
SPECIAL TAX REVENUE REFUNDING AND IMPROVEMENT BONDS
SERIES 2021A

The above captioned bonds were issued pursuant to an Indenture of Trust dated December 22, 2021 (the "Indenture") between The Aurora Highlands Community Authority Board, in the City of Aurora, Adams County, Colorado (the "Authority"), and Zions Bancorporation, National Association, Salt Lake City, Utah, as trustee ("Trustee"). All capitalized terms used in this Project Fund Requisition shall have the meanings ascribed to such terms by the Indenture.

The undersigned Authority Representative hereby makes a requisition from the Project Fund held by the Trustee under the Indenture, and in support thereof states:

1. The total amount hereby requisitioned by the Authority from the Project Fund pursuant to this Project Fund Requisition is $748,735.61 (the "Requisitioned Amount").

2. The Requisitioned Amount is for the purpose(s) of *[check applicable box and complete information if required]*:

■ Paying or reimbursing the following individual or entity ("Person"): *[If this box is checked, please provide the following information with respect to the Person to whom funds are to be disbursed:*

(i) The name and address of the Person to whom payment is due or has been made is as follows:

The Aurora Highlands, LLC
6985 S. Pecos Road
Las Vegas, NV 89120

(ii) Payment is due to the above Person for *[briefly describe the nature of the obligation and the applicable Public Improvements]*:

Repayment of principal and interest per Capital Construction and Reimbursement Agreement (In-Tract Improvements) per attached Cost Certification No.12. and TValue schedule.

.

☐ Depositing moneys into the Construction Reserve Account

3. The Requisitioned Amount shall be disbursed by the Trustee pursuant to the following instructions: *[Provide wire transfer or other transmission instructions]*:

Wiring instructions previously provided.

4. The above payment obligations have been or will be properly incurred, is or will be a proper charge against the Project Fund and has or have not been the basis of any previous withdrawal. The disbursement requested herein will be used solely for the payment of Project Costs.

DocuSign Envelope ID: 375AD173-E48B-4F50-B942-F8ECC57903C1

5. With respect to the disbursement of funds by the Trustee from the Project Fund pursuant to this Project Fund Requisition, on behalf of the Authority the undersigned Authority Representative or Authority President, as applicable, by its execution hereof hereby: (i) certifies that the Authority has reviewed the wire instructions or other payment information set forth in paragraph 3 of this Project Fund Requisition and confirms that such wire instructions or other payment information is accurate; (ii) agrees that the Authority will indemnify and hold harmless the Trustee from and against any and all claims, demands, losses, liabilities, and expenses sustained, including, without limitation, attorney fees, arising directly or indirectly from the Trustee's disbursement of funds from the Project Fund in accordance with this Project Fund Requisition and the wiring instructions or other payment information provided herein; and (iii) agrees that the Authority will not seek recourse from the Trustee as a result of losses incurred by the Authority arising from the Trustee's disbursement of funds in accordance with this Project Fund Requisition and the instructions contained herein.

IN WITNESS WHEREOF, I have hereunto set my hand this 13th day of October 2022.

THE AURORA HIGHLANDS COMMUNITY AUTHORITY BOARD

DocuSigned by:

45E4943B33D44F2...

Authority Representative or President
Name: Matt Hopper

DocuSigned by:

Jason Carroll, CPA

6EC4BC307F59440...

Authority Accountant
Name of Firm: CliftonLarsonAllen LLP
Name/Title: Jason Carroll, District Accountant

[Signature Page to Project Fund Requisition No. 23]

DocuSign Envelope ID: 375AD173-E48B-4F50-B942-F8ECC57903C1

Req No.23 B Bonds Cost Certification 12 - Prior Costs 10.20.22

Computation Interval: Annual

Nominal Annual Rate: 8.000%

Cash Flow Data - Loans and Payments

	Event	Date	Amount	Number	Period	End Date	Memo
1	Loan	10/07/2021	4,324.98	1			Pulte Contour $33836.06
2	Loan	10/07/2021	2,585.75	1			Pulte Contour $33836.06
3	Loan	10/07/2021	4,570.88	1			Pulte Contour $33836.06
4	Loan	11/20/2021	2,735.47	1			Pulte Contour $33836.06
5	Loan	11/24/2021	677.85	1			TM Aztec $22,143.18
6	Loan	12/20/2021	2,403.51	1			Pulte Contour $33836.06
7	Loan	12/20/2021	2,033.56	1			TM Aztec $22,143.18
8	Loan	01/20/2022	6,202.03	1			Pulte Contour $33836.06
9	Loan	01/27/2022	2,033.56	1			TM Aztec $22,143.18
10	Loan	02/20/2022	1,768.96	1			Pulte Contour $33836.06
11	Loan	03/03/2022	677.85	1			TM Aztec $22,143.18
12	Loan	03/14/2022	1,027.05	1			Pulte Aztec $22258.71
13	Loan	03/24/2022	3,841.16	1			TM Aztec $22,143.18
14	Loan	03/25/2022	1,978.15	1			Pulte Contour $33836.06
15	Loan	04/14/2022	1,717.08	1			Pulte Aztec $22258.71
16	Loan	04/25/2022	320.95	1			Pulte Contour $33836.06
17	Loan	05/02/2022	4,519.02	1			TM Aztec $22,143.18
18	Loan	05/06/2022	4,246.88	1			Pulte Aztec $22258.71
19	Loan	05/06/2022	2,546.25	1			Pulte Aztec $22258.71
20	Loan	05/23/2022	27,802.91	1			Pulte Brightview $123712.62
21	Loan	05/31/2022	392.00	1			Pulte CTL
22	Loan	06/01/2022	328.62	1			TM Blue Tec
23	Loan	06/03/2022	3,152.04	1			Pulte Aztec $22258.71
24	Loan	06/13/2022	2,165.00	1			TM Blue Tec

DocuSign Envelope ID: 375AD173-E48B-4F50-B942-F8ECC57903C1

Req No.23 B Bonds Cost Certification 12 - Prior Costs 10.20.22

	Event	Date	Amount	Number	Period	End Date	Memo
25	Loan	06/13/2022	451.04	1			TM Blue Tec
26	Loan	06/16/2022	144.93	1			Century CTL $9064.26
27	Loan	06/27/2022	4,406.04	1			TM Aztec $22,143.18
28	Loan	06/30/2022	1,694.63	1			TM Aztec $22,143.18
29	Loan	07/14/2022	2,798.64	1			Century Aztec
30	Loan	07/26/2022	5,378.64	1			Century Aztec
31	Loan	07/28/2022	2,259.51	1			TM Aztec $22,143.18
32	Loan	08/01/2022	493.03	1			TM Blue Tec
33	Loan	08/11/2022	3,723.85	1			Century CTL $9064.26
34	Loan	08/15/2022	991.92	1			TM Blue Tec
35	Loan	08/22/2022	2,008.21	1			TM Enertia
36	Loan	08/25/2022	2,298.57	1			Century CTL $9064.26
37	Loan	08/25/2022	277,916.61	1			Century Kelly Trucking
38	Loan	08/29/2022	737.78	1			TM Norris
39	Loan	08/29/2022	1,053.31	1			TM Norris
40	Loan	08/29/2022	109.87	1			TM Blue Tec
41	Loan	08/30/2022	3,355.85	1			Pulte Aztec $22258.71
42	Loan	08/30/2022	6,213.55	1			Pulte Aztec $22258.71
43	Loan	09/02/2022	78,475.20	1			TM Monks
44	Loan	09/02/2022	2,205.60	1			TM AG
45	Loan	09/06/2022	33,267.30	1			Century COA
46	Loan	09/08/2022	262.68	1			Century CTL $9064.26
47	Loan	09/08/2022	5,378.64	1			Century Aztec
48	Loan	09/08/2022	2,634.24	1			Century CTL $9064.26
49	Loan	09/08/2022	329.86	1			Century Aztec
50	Loan	09/14/2022	112,626.00	1			Bridgewater Nelson
51	Loan	09/26/2022	14,825.15	1			Pulte Brightview $123712.62
52	Loan	09/26/2022	75,015.72	1			Pulte Brightview $123712.62
53	Loan	09/26/2022	6,068.84	1			Pulte Brightview $123712.62
54	Loan	09/28/2022	3,263.35	1			Bridgewater Cntour
55	Loan	09/29/2022	2,795.11	1			Pulte Contour $33836.06
56	Loan	09/29/2022	1,776.49	1			Pulte Contour $33836.06
57	Loan	09/29/2022	791.26	1			Pulte Contour $33836.06

DocuSign Envelope ID: 375AD173-E48B-4F50-B942-F8ECC57903C1

Req No.23 B Bonds Cost Certification 12 - Prior Costs 10.20.22

	Event	Date	Amount	Number	Period	End Date	Memo
58	Loan	09/29/2022	1,582.52	1			Pulte Contour $33836.06
59	Payment	10/21/2022	752,310.51	1			

TValue Amortization Schedule - U.S. Rule, 365 Day Year

							Balance Due			
	Date	Loan	Payment	Interest Accrued	Interest Paid	Principal Paid	Interest	Principal	Total	Memo
Loan	10/07/2021	4,324.98		0.00	0.00	0.00	0.00	4,324.98	4,324.98	Pulte Contour $33836.06
Loan	10/07/2021	2,585.75		0.00	0.00	0.00	0.00	6,910.73	6,910.73	Pulte Contour $33836.06
Loan	10/07/2021	4,570.88		0.00	0.00	0.00	0.00	11,481.61	11,481.61	Pulte Contour $33836.06
Loan	11/20/2021	2,735.47		110.73	0.00	0.00	110.73	14,217.08	14,327.81	Pulte Contour $33836.06
Loan	11/24/2021	677.85		12.46	0.00	0.00	123.19	14,894.93	15,018.12	TM Aztec $22,143.18
Loan	12/20/2021	2,403.51		84.88	0.00	0.00	208.07	17,298.44	17,506.51	Pulte Contour $33836.06
Loan	12/20/2021	2,033.56		0.00	0.00	0.00	208.07	19,332.00	19,540.07	TM Aztec $22,143.18
2021 Totals		**19,332.00**	**0.00**	**208.07**	**0.00**	**0.00**				
Loan	01/20/2022	6,202.03		131.35	0.00	0.00	339.42	25,534.03	25,873.45	Pulte Contour $33836.06
Loan	01/27/2022	2,033.56		39.18	0.00	0.00	378.60	27,567.59	27,946.19	TM Aztec $22,143.18
Loan	02/20/2022	1,768.96		145.01	0.00	0.00	523.61	29,336.55	29,860.16	Pulte Contour $33836.06
Loan	03/03/2022	677.85		70.73	0.00	0.00	594.34	30,014.40	30,608.74	TM Aztec $22,143.18
Loan	03/14/2022	1,027.05		72.36	0.00	0.00	666.70	31,041.45	31,708.15	Pulte Aztec $22258.71
Loan	03/24/2022	3,841.16		68.04	0.00	0.00	734.74	34,882.61	35,617.35	TM Aztec $22,143.18
Loan	03/25/2022	1,978.15		7.65	0.00	0.00	742.39	36,860.76	37,603.15	Pulte Contour $33836.06
Loan	04/14/2022	1,717.08		161.58	0.00	0.00	903.97	38,577.84	39,481.81	Pulte Aztec $22258.71
Loan	04/25/2022	320.95		93.01	0.00	0.00	996.98	38,898.79	39,895.77	Pulte Contour $33836.06
Loan	05/02/2022	4,519.02		59.68	0.00	0.00	1,056.66	43,417.81	44,474.47	TM Aztec $22,143.18
Loan	05/06/2022	4,246.88		38.06	0.00	0.00	1,094.72	47,664.69	48,759.41	Pulte Aztec $22258.71
Loan	05/06/2022	2,546.25		0.00	0.00	0.00	1,094.72	50,210.94	51,305.66	Pulte Aztec $22258.71
Loan	05/23/2022	27,802.91		187.09	0.00	0.00	1,281.81	78,013.85	79,295.66	Pulte Brightview $123712.62
Loan	05/31/2022	392.00		136.79	0.00	0.00	1,418.60	78,405.85	79,824.45	Pulte CTL
Loan	06/01/2022	328.62		17.18	0.00	0.00	1,435.78	78,734.47	80,170.25	TM Blue Tec
Loan	06/03/2022	3,152.04		34.51	0.00	0.00	1,470.29	81,886.51	83,356.80	Pulte Aztec $22258.71

DocuSign Envelope ID: 375AD173-E48B-4F50-B942-F8ECC57903C1

Req No.23 B Bonds Cost Certification 12 - Prior Costs 10.20.22

							Balance Due			
	Date	Loan	Payment	Interest Accrued	Interest Paid	Principal Paid	Interest	Principal	Total	Memo
Loan	06/13/2022	2,165.00		179.48	0.00	0.00	1,649.77	84,051.51	85,701.28	TM Blue Tec
Loan	06/13/2022	451.04		0.00	0.00	0.00	1,649.77	84,502.55	86,152.32	TM Blue Tec
Loan	06/16/2022	144.93		55.56	0.00	0.00	1,705.33	84,647.48	86,352.81	Century CTL $9064.26
Loan	06/27/2022	4,406.04		204.08	0.00	0.00	1,909.41	89,053.52	90,962.93	TM Aztec $22,143.18
Loan	06/30/2022	1,694.63		58.56	0.00	0.00	1,967.97	90,748.15	92,716.12	TM Aztec $22,143.18
Loan	07/14/2022	2,798.64		278.46	0.00	0.00	2,246.43	93,546.79	95,793.22	Century Aztec
Loan	07/26/2022	5,378.64		246.04	0.00	0.00	2,492.47	98,925.43	101,417.90	Century Aztec
Loan	07/28/2022	2,259.51		43.36	0.00	0.00	2,535.83	101,184.94	103,720.77	TM Aztec $22,143.18
Loan	08/01/2022	493.03		88.71	0.00	0.00	2,624.54	101,677.97	104,302.51	TM Blue Tec
Loan	08/11/2022	3,723.85		222.86	0.00	0.00	2,847.40	105,401.82	108,249.22	Century CTL $9064.26
Loan	08/15/2022	991.92		92.41	0.00	0.00	2,939.81	106,393.74	109,333.55	TM Blue Tec
Loan	08/22/2022	2,008.21		163.23	0.00	0.00	3,103.04	108,401.95	111,504.99	TM Enertia
Loan	08/25/2022	2,298.57		71.28	0.00	0.00	3,174.32	110,700.52	113,874.84	Century CTL $9064.26
Loan	08/25/2022	277,916.61		0.00	0.00	0.00	3,174.32	388,617.13	391,791.45	Century Kelly Trucking
Loan	08/29/2022	737.78		340.71	0.00	0.00	3,515.03	389,354.91	392,869.94	TM Norris
Loan	08/29/2022	1,053.31		0.00	0.00	0.00	3,515.03	390,408.22	393,923.25	TM Norris
Loan	08/29/2022	109.87		0.00	0.00	0.00	3,515.03	390,518.09	394,033.12	TM Blue Tec
Loan	08/30/2022	3,355.85		85.59	0.00	0.00	3,600.62	393,873.94	397,474.56	Pulte Aztec $22258.71
Loan	08/30/2022	6,213.55		0.00	0.00	0.00	3,600.62	400,087.49	403,688.11	Pulte Aztec $22258.71
Loan	09/02/2022	78,475.20		263.07	0.00	0.00	3,863.69	478,562.69	482,426.38	TM Monks
Loan	09/02/2022	2,205.60		0.00	0.00	0.00	3,863.69	480,768.29	484,631.98	TM AG
Loan	09/06/2022	33,267.30		421.50	0.00	0.00	4,285.19	514,035.59	518,320.78	Century COA
Loan	09/08/2022	262.68		225.33	0.00	0.00	4,510.52	514,298.27	518,808.79	Century CTL $9064.26
Loan	09/08/2022	5,378.64		0.00	0.00	0.00	4,510.52	519,676.91	524,187.43	Century Aztec
Loan	09/08/2022	2,634.24		0.00	0.00	0.00	4,510.52	522,311.15	526,821.67	Century CTL $9064.26
Loan	09/08/2022	329.86		0.00	0.00	0.00	4,510.52	522,641.01	527,151.53	Century Aztec
Loan	09/14/2022	112,626.00		687.31	0.00	0.00	5,197.83	635,267.01	640,464.84	Bridgewater Nelson
Loan	09/26/2022	14,825.15		1,670.84	0.00	0.00	6,868.67	650,092.16	656,960.83	Pulte Brightview $123712.62
Loan	09/26/2022	75,015.72		0.00	0.00	0.00	6,868.67	725,107.88	731,976.55	Pulte Brightview $123712.62
Loan	09/26/2022	6,068.84		0.00	0.00	0.00	6,868.67	731,176.72	738,045.39	Pulte Brightview $123712.62

DocuSign Envelope ID: 375AD173-E48B-4F50-B942-F8ECC57903C1

Req No.23 B Bonds Cost Certification 12 - Prior Costs 10.20.22

							Balance Due			
	Date	Loan	Payment	Interest Accrued	Interest Paid	Principal Paid	Interest	Principal	Total	Memo
Loan	09/28/2022	3,263.35		320.52	0.00	0.00	7,189.19	734,440.07	741,629.26	Bridgewater Cntour
Loan	09/29/2022	2,795.11		160.97	0.00	0.00	7,350.16	737,235.18	744,585.34	Pulte Contour $33836.06
Loan	09/29/2022	1,776.49		0.00	0.00	0.00	7,350.16	739,011.67	746,361.83	Pulte Contour $33836.06
Loan	09/29/2022	791.26		0.00	0.00	0.00	7,350.16	739,802.93	747,153.09	Pulte Contour $33836.06
Loan	09/29/2022	1,582.52		0.00	0.00	0.00	7,350.16	741,385.45	748,735.61	Pulte Contour $33836.06
1	10/21/2022		752,310.51	3,574.90	10,925.06	741,385.45	0.00	0.00	0.00	
2022 Totals		**722,053.45**	**752,310.51**	**10,716.99**	**10,925.06**	**741,385.45**				
Grand Totals		**741,385.45**	**752,310.51**	**10,925.06**	**10,925.06**	**741,385.45**				

PIPER | SANDLER

1144 15TH STREET, SUITE 2050
DENVER, CO 80202-5856
P 303 405-0866 | F 303 405-0891
Piper Sandler & Co. Since 1895.
Member SIPC and NYSE.

The Aurora Highlands Community Authority Board
c/o Matt Hopper
8390 East Crescent Parkway #300
Englewood, CO 80111

October 3, 2022

Re: Underwriter/Placement Agent Engagement Letter
Special Tax Revenue Bonds, Series 2022 (the "Securities")

Dear Matt:

This letter confirms the agreement (the "Agreement") between Piper Sandler & Co. ("Piper Sandler" or "we" or "us") and **The Aurora Highlands Community Authority Board** (the "Issuer" or "you") as follows:

1. ***Engagement.*** The Issuer hereby engages Piper Sandler to serve as an underwriter or placement agent for the Securities. As currently contemplated, the transaction will be an underwriting or private placement of the Securities with gross proceeds to be determined. Sale and delivery of the Securities by the Issuer will occur on the day of closing ("Closing Date").

2. **Scope of Services**. We understand that the decision to either conduct a public sale of the Securities or sell the Securities in a private placement to a single or limited number of investors will be made by you sometime in the future. As a preliminary matter, we can assist you in determining whether to pursue a public sale or a private placement to a bank or other financial institution, based upon the facts and circumstances in evidence at that time. Depending on the capacity in which we would be acting, Piper Sandler agrees, as appropriate and directed by you, to provide the following services.

   As an Underwriter:

   (a) Develop a financing plan for the Securities and assist you in determining the economic impact of the Securities;

   (b) Provide advice concerning structure, timing, terms and other similar matters concerning the Securities, including recommendations as to maturities, interest rates, structure, security, timing, and amount of proceeds needed to implement your project;

   (c) Review and make comments with respect to sale documents, as applicable, including Explanatory Statements, Authorizing Bond Resolutions, bond declarations and indentures and other underlying documents relating to the Securities;

   (d) Develop a sale schedule that incorporates all aspects of bringing Securities to market and arranging for a successful closing of the transaction;

   (e) Assist in the preparation of the preliminary and final Official Statements to be issued by you relating to the Securities for final approval by you and your agents, including bond counsel;

   (f) Distribute preliminary and final Official Statements and other documents to a broad list of institutions, banks, trusts, insurance companies, professional investment advisors, and other prospective investors in Securities;

(g) Develop a marketing plan for the offering, including identification of potential investors;

(h) Negotiate the pricing, including the interest rate, and other terms of Securities;

(i) Obtain CUSIP number(s) for Securities and arranging for their DTC book-entry eligibility as required;

(j) Provide a final schedule of debt service payments for Securities;

(k) Review and make comments with respect to closing documents prepared by Bond Counsel;

(l) Plan and arrange for the closing and settlement of the issuance and the delivery of Securities; and

(m) Other activities that are integral to the purchase and distribution of the Securities and activities integral to fulfilling the role of a placement agent or underwriter including under the antifraud provisions of the federal securities laws and the obligations of Piper Sandler under MSRB rules.

As a Placement Agent:

(a) consult with you in planning and implementing the placement of the Securities;

(b) assist you in reviewing any transaction materials (the "Transaction Materials") we mutually agree are beneficial or necessary to the consummation of the transaction;

(c) assist you in preparing for due diligence conducted by potential investors;

(d) identify potential investors and use our reasonable commercial efforts to assist in arranging sales of the Securities to investors;

(e) assist you in negotiating definitive documentation.

3. ***Fees and Expenses.***

For our services, you agree to pay us an underwriting discount as described below of the total par amount of the Securities payable as a discount to the purchase price or by wire transfer of immediately available funds at closing. All transactions are subject to a $30,000 minimum fee. For avoidance of doubt, the fee shall not be payable in the event a closing of the Securities does not occur.

Private Placement	Non-Rated Senior Debt
1%*	1.5%

*To be paid 0.5% on total par at closing, plus 0.5% of the par amount for each draw including the initial draw.

4. ***Representations, Warranties and Agreements of the Issuer.***

You represent and warrant to, and agree with us, that:

(a) the Securities will be sold by you in compliance with the requirements for exemptions from registration or qualification of, and otherwise in accordance with, all federal and state securities laws and regulations;

(b) you will make available to us and each purchaser such documents and other information which we and each purchaser reasonably deem (the "Transaction Materials") appropriate and will provide access to your officers, directors, employees, accountants, counsel and other representatives and will provide each purchaser and us opportunities to ask questions and receive answers from these persons; it being understood that we and each purchaser will rely solely upon such information supplied by you and your representatives without assuming any responsibility for independent investigation or verification thereof; and

(c) you agree to be responsible for the accuracy and completeness of any Transaction Materials to the extent of federal securities laws applicable to the transaction. You agree to notify us promptly, at any time prior to the Closing Date, of any material adverse changes, or development that may lead to any material adverse change, in your business, properties, operations, financial condition or prospects and concerning any statement contained in any Transaction Materials, or in any other information provided to us, which is not accurate or which is incomplete or misleading in any material respect;

(d) all financial projections that have or will be made available to Piper Sandler by you or any of your representatives in connection with the Transaction (the "Projections") have been and will be prepared in good faith and will be based upon assumptions believed by you to be reasonable (it being understood that projections by their nature are inherently uncertain and no assurances are being given that the results reflected in the Projections will be achieved);

(e) On the Closing Date, you will deliver or cause to be delivered to us an Opinion of Bond Counsel to you, dated the Closing Date relating to: the validity of the Securities; exemption from registration and qualification under federal and state securities law; and if applicable the tax-exempt status of the Securities, together with a reliance letter from such counsel, dated the Closing Date and addressed to us and in a form acceptable to us.

5. ***Other Matters Relating to Our Engagement***. The parties agree that we are not making a final commitment to underwrite or place securities until certain events have occurred including among other things, a successful authorizing bond election, satisfactory completion and execution of all final documentation for an offering including all terms and conditions and credit approval by Piper Sandler's internal credit approval process. This Agreement is therefore not a final commitment by us express or implied, to underwrite, place or purchase any securities. If you elect to conduct a public offering of the Securities, you and Piper Sandler will enter into a definitive bond purchase agreement which shall supersede the provisions of this agreement in any conflicting respects, except that the parties agree that the fee provisions set forth in Section 3 will continue to apply.

You acknowledge that you have retained us solely to provide the services to you as set forth in this agreement. As underwriter or placement agent, Piper Sandler may provide advice concerning the structure, timing, terms, and other similar matters concerning the transaction. You acknowledge and agree that: (i) the primary role of Piper Sandler as an underwriter or placement agent, is to sell or place securities to investors in an arms-length commercial transaction and that Piper Sandler has financial and other interests that differ from your interests (ii) Piper Sandler is not acting as a municipal advisor, financial advisor or fiduciary to you or any other person or entity and has not assumed any advisory or fiduciary responsibility to you with respect to the transaction contemplated herein and the discussions, undertakings and proceedings leading thereto (irrespective of whether Piper Sandler has provided other services or is currently providing other services to you on other matters) (iii) the only obligations Piper Sandler has to you with respect to the transaction contemplated hereby expressly are set forth in this agreement and (iv) you have consulted your own legal, accounting, tax, financial and other advisors, as applicable, to the extent deemed appropriate in connection with the transaction contemplated herein.

6. ***Disclosure.*** Attached to this letter are regulatory disclosures required by the Securities and Exchange Commission and the Municipal Securities Rulemaking Board to be made by us at this time because of this engagement. We may be required to send you additional disclosures regarding the material financial characteristics and risks of such transaction or describing those conflicts. At that time, we also will seek your acknowledgement of receipt of any such additional disclosures. It is our understanding that you have the authority to bind the Issuer by contract with us, and that you are not a party to any conflict of interest relating to the Securities. If our understanding is incorrect, please notify the undersigned immediately.

7. ***Termination.*** You or we may terminate our engagement under this agreement, with or without cause, upon ten days' written notice to the other party. Expense reimbursement, your representations, warranties and agreements, and miscellaneous provisions of this agreement will survive any termination of our engagement under this agreement.

8. ***Section Headings.*** Section headings contained herein are for convenience of reference only and are not part of this agreement.

9. ***Amendment.*** This agreement may be amended only by a written instrument executed by each of the Parties. The terms of this agreement may be waived only by a written instrument executed by the party waiving compliance.

10. ***Entire Agreement.*** This agreement embodies the entire agreement and understanding between you and us and supersedes all prior agreements and understandings relating to the subject matter of this agreement.

11. ***No Assignment*****.** This agreement has been made by the Issuer and Piper Sandler, and no other person shall acquire or have any right under or by virtue of this agreement.

12. ***Governing Law.*** This agreement, and all claims or causes of action (whether in contract or tort) that may be based upon, arise out of or relate to this agreement or the negotiation, execution or performance of this agreement, will be governed by and construed in accordance with the laws of Colorado. You and we hereby waive all right to trial by jury in any action, proceeding, or counterclaim (whether based upon contract, tort or otherwise) in connection with any dispute arising out of this agreement or any matters contemplated by this agreement.

13. **Consent to Jurisdiction; Service of Process.** The parties each hereby (a) submits to the jurisdiction of any state or federal court sitting in the County in which the District is located, State of Colorado for the resolution of any claim or dispute with respect to or arising out of or relating to this agreement or the relationship between the parties (b) agrees that all claims with respect to such actions or proceedings may be heard and determined in such court, (c) waives the defense of an inconvenient forum, (d) agrees not to commence any action or proceeding relating to this agreement other than in a state or federal court sitting in the County in which the District is located, State of Colorado and (e) agrees that a final judgment in any such action or proceeding shall be conclusive and may be enforced in other jurisdictions by suit on the judgment or in any other manner provided by law. Each party hereto irrevocably consents to service of process in the manner provided for notices in Section 17. Nothing in this agreement will affect the right of any party to this agreement to serve process in any other manner permitted by law.

14. ***Effectiveness*****.** This agreement shall become effective upon its execution by duly authorized officials of all parties hereto and shall be valid and enforceable from and after the time of such execution.

15. ***Severability*****.** In the event any provision of this agreement shall be held invalid or unenforceable by any court of competent jurisdiction, such holding shall not invalidate or render unenforceable any other provision hereof. You and us will endeavor in good faith negotiations to replace the

invalid or unenforceable provisions with valid provisions the economic effect of which comes as close as possible to that of the invalid or unenforceable provisions.

16. ***Counterparts.*** This agreement may be executed in several counterparts (including counterparts exchanged by email in PDF format), each of which shall be an original and all of which shall constitute but one and the same instrument.

17. ***Notices.*** Any notice required or permitted to be given under this agreement shall be given in writing and shall be effective from the date sent by registered or certified mail, by hand, facsimile or overnight courier to the addresses set forth on the first page of this agreement with a copy sent to the General Counsel of such Party.

18. THE PARTIES HEREBY IRREVOCABLY WAIVE ALL RIGHT TO A TRIAL BY JURY IN ANY ACTION, PROCEEDING OR COUNTERCLAIM ARISING OUT OF OR RELATING TO THIS AGREEMENT.

Please confirm that the foregoing correctly and completely sets forth our understanding by signing and returning to us the enclosed duplicate of this engagement agreement.

Sincerely,

_____

Sam Sharp, Managing Director
Piper Sandler & Co.

Acknowledgement and Approval of Engagement
and Receipt of Appendix A Disclosures

_____

Authorized Signor
The Aurora Highlands Community Authority Board

Date: _____

Sherman & Howard LLC
675 Fifteenth Street, Suite 2300, Denver, Colorado 80202
Telephone: 303.297.2900 shermanhoward.com

David K. Lucas
Direct Dial Number: (303) 299-8134
E-mail: dlucas@shermanhoward.com

October 5, 2022

Board of Directors
The Aurora Highlands Community Authority Board
c/o McGeady Becher, P.C.
450 E. 17th Avenue, Suite 400
Denver, Colorado 80203-1214

Re: The Aurora Highlands Community Authority Board
Special Tax Revenue Bonds, Series 2022

Ladies and Gentlemen:

We are pleased to confirm our engagement as special counsel to The Aurora Highlands Community Authority Board (the "Issuer"). This letter sets forth the role we propose to serve and the responsibilities we propose to assume as special counsel to the Issuer in connection with the issuance of the above captioned bonds (collectively, the "Bonds"). The Bonds are expected to be issued by the Issuer and are expected to be payable primarily from property taxes levied and collected by certain member entities of the Issuer.

Personnel. David Lucas will be principally responsible for the work performed by Sherman & Howard L.L.C. on your behalf and they will report to and take direction from McGeady Becher, P.C., the Issuer's general counsel, as well as the Issuer's board of directors. Where appropriate, certain tasks may be performed by other attorneys or paralegals, including Sydnee Beam (attorney) and Marie Pozernick (paralegal). At all times, however, Mr. Lucas will coordinate, review, and approve all work completed for the Issuer.

Scope of Services. We are being retained by you to act as special counsel to the Issuer in connection with the Limited Offering Memorandum for the Bonds (the "Limited Offering Memorandum"). As such, we will provide advice to the Issuer on the applicable legal standards to be used in preparing the Limited Offering Memorandum and meeting the Issuer's disclosure responsibilities. At the conclusion of the transaction we will deliver a letter to you stating, substantially, that we have assisted the Issuer in the preparation of the Limited Offering Memorandum, and that in the course of such assistance, no facts have come to the attention of the attorneys in our firm rendering legal services in connection with this matter that cause them to believe that the Preliminary Limited Offering Memorandum as of its date or the Limited Offering Memorandum as of its date or as of the date of Closing, contained or contains any untrue statement

of a material fact or omitted or omits to state any material fact necessary to make the statements made therein, in light of the circumstances under which they were made, not misleading; provided, however, we do not assume responsibility for the accuracy, completeness or fairness of the statements contained in the Preliminary Limited Offering Memorandum or the Limited Offering Memorandum, nor do we express any belief with respect to any financial and statistical data and forecasts, projections, numbers, estimates, assumptions and expressions of opinion, and information concerning any feasibility reports or financial forecasts attached thereto, and information concerning The Depository Trust Company and the book-entry system for the Bonds contained or incorporated by reference in the Preliminary Limited Offering Memorandum or Limited Offering Memorandum and its Appendices, which we expressly exclude from the scope of this paragraph. Our letter will be addressed to the Issuer and will be executed and delivered by us in written form on the date the Bonds are exchanged for their purchase price (the "Closing"). We also expect to issue a reliance letter to the Underwriter.

In requesting and accepting such letter, you recognize and acknowledge that: (i) the scope of the activities performed by us described above were inherently limited and do not encompass all activities that you may be responsible for undertaking in preparing the Preliminary Limited Offering Memorandum and the Limited Offering Memorandum; (ii) such activities relied substantially on representations, warranties, certifications and opinions made by your representatives and others, and are otherwise subject to the matters set forth in this letter; and (iii) while statements of negative assurance are customarily given to underwriters of municipal securities to assist them in discharging their responsibilities under the federal securities laws, the responsibilities of the issuer of such securities under those laws may differ from those of underwriters in material respects, and this letter may not serve the same purpose or provide the same utility to you as it would to an underwriter of the Bonds.

Our services as special counsel are limited to those contracted for explicitly herein; the Issuer's execution of this letter constitutes an acknowledgment of those limitations. Specifically, but without implied limitation, our responsibilities do not include any representation by Sherman & Howard L.L.C. in connection with any IRS audit or any litigation involving the Issuer or the Bonds, or any other matter. We do not assume responsibility for the preparation of any collateral documents (*e.g.*, environmental impact statements) which are to be filed with any state, federal or other regulatory agency. Our services are of a traditional legal nature with respect to the Bonds, and we are not acting as a financial advisor or financial expert regarding the issuance of municipal securities or municipal financial products.

Attorney-Client Relationship. In performing our services as special counsel, the Issuer will be our client and an attorney-client relationship will exist between us. We will represent the interests of the Issuer rather than its Board of Directors, its individual members, or the Issuer's employees. We assume that other parties to the transaction will retain such counsel as they deem necessary and appropriate to represent their interests in this transaction. It is our understanding that the Issuer has retained Kutak Rock LLP to serve as bond counsel.

Conflicts of Interest. We would like to disclose past, current, and potential future representations of financial institutions are or may be involved in the issuance of the Bonds or the development of property within the Issuer. Our firm sometimes represents, in other unrelated transactions, certain of the financial institutions that may be involved in this Bond transaction, such as underwriters, credit enhancers, and banks that act as paying agents or trustees (collectively, the "Financial Institutions"). We understand that the underwriter of the Bonds (the "Underwriter") has not been determined at this time. We want to advise you that it is likely that we represent the eventual Underwriter as underwriter's counsel, structuring agent's counsel, or placement agent's counsel in other, unrelated, municipal bond issuances, a number of which may be currently ongoing.

We do not believe that there is a significant risk that any of these representations will materially limit our ability to provide competent and diligent representation of the Issuer in connection with the Bonds, even though certain of the Financial Institutions representations may be characterized as adverse under the Colorado Rules of Professional Conduct (the "Rules"). In any event, during the term of our engagement hereunder, we will not accept a representation of any of the Financial Institutions in any matter in which the Issuer is an adverse party. However, pursuant to the Rules, we do ask that you consent to our representation of the Financial Institutions in current and future transactions that do not directly or indirectly involve the Issuer. We advise you to discuss with your general counsel the advantages and risks involved in waiving current conflicts and future potential conflicts. Your execution of this letter will signify the Issuer's consent to such adverse representations in matters unrelated to the Bonds while we are serving as special counsel hereunder.

Fee Arrangement. Based upon: (i) our current understanding of the terms, structure, size and schedule of the financing, (ii) the responsibilities we will undertake pursuant to this letter, (iii) the time we anticipate devoting to the financing, and (iv) the skill and experience required to complete the services properly, we estimate that our fee as special counsel to the Issuer in connection with the Limited Offering Memorandum would be $175,000 to $200,000. If, at any time, we believe that circumstances require an adjustment of this fee estimate, we will consult with you regarding any such adjustment.

In addition, we will expect to be reimbursed for all out-of-pocket expenses, including travel costs, photocopying, deliveries, filing fees, and other necessary office disbursements in connection with that transaction. At this time, we expect such expenses to be minimal or zero.

We understand and agree that our contingent fees will be paid at Closing out of Bond proceeds. If the financing is not consummated, we understand and agree that we will not be paid. If you prefer, we can provide you with a non-contingent fee arrangement based upon an hourly rate or a fixed transaction fee.

Electronic Communications. Although the Issuer and our firm recognize e-mail may not always be a secure method of communication, and could be intercepted and read by persons who are not the intended recipients, the Issuer and the firm agree to the use of unencrypted e-mail for communications made during the course of this engagement, including communications containing confidential information or advice. The Issuer may, however, at any time request us to use a specified more secure or different method of communication for confidential information or advice, including communications about a particular subject, and we will take reasonable measures to implement the request from the Issuer.

Document Retention. At or within a reasonable period after Closing, we will review the file to determine what materials should be retained as a record of our representation and those that are no longer needed. We will provide you with a copy of the customary transcript of documents after Closing and will return any original documents obtained from you (if a copy is not included in the transcript). We will retain for several years a copy of the transcript and such other materials as correspondence, final substantive work product, documents obtained from you, and documents obtained from third parties. We will not retain such materials as duplicates of the above-described material, or drafts and notes that do not appear needed any longer.

Ordinarily the firm will keep the retained materials until seven years after the final maturity of the Bonds. At the end of that time, unless you advise us in writing to the contrary, we will destroy the bulk of the file. If the file is especially voluminous, we may destroy all or portions of it earlier, as our storage facilities are limited. If you prefer other arrangements for retention or disposition of our files in this matter, please advise us in writing.

Termination of Engagement. Upon delivery of our letter as special counsel, our responsibilities as special counsel will terminate with respect to the Bonds, and our representation of the Issuer and the attorney-client relationship created by this engagement letter will be concluded. Should the Issuer seek the advice of special counsel on a post-closing matter or seek other, additional legal services, we would be happy to discuss the nature and extent of our separate engagement at that time.

Approval. If the foregoing terms of this engagement are acceptable to you, please so indicate by returning the duplicate original of this letter signed by the officer so authorized, retaining the other original for your files. We sometimes do not receive signed engagement letters back from clients for various reasons, but the client still wishes for us to serve as their counsel. Accordingly, so that we may begin work on this matter soon per your instructions, if you do not return a signed letter to us or inform us of any comments or objections to this letter, we will consider this letter and the referenced fee arrangement to govern our relationship unless you and we agree otherwise in writing.

We are pleased to have the opportunity to serve as your special counsel and look forward to a mutually satisfactory and beneficial relationship. If at any time you have questions concerning our work or our fees, we hope that you will contact us immediately.

SHERMAN & HOWARD L.L.C.

By: David K. Lucas

Accepted and Approved:

THE AURORA HIGHLANDS COMMUNITY AUTHORITY BOARD

By: _____

Its: _____

Date: _____

THE AURORA HIGHLANDS COMMUNITY AUTHORITY BOARD

ANNUAL BUDGET

FOR THE YEAR ENDING DECEMBER 31, 2023

THE AURORA HIGHLANDS COMMUNITY AUTHORITY BOARD
SUMMARY
2023 BUDGET
WITH 2021 ACTUAL AND 2022 ESTIMATED
For the Years Ended and Ending December 31,

10/11/22

	ACTUAL 2021	BUDGET 2022	ACTUAL 6/30/2022	ESTIMATED 2022	BUDGET 2023
BEGINNING FUND BALANCES	$ 325,098	$ 353,694,397	$ 161,768,915	$ 161,768,915	$ 231,131,183
REVENUES					
Net investment income/net change in FMV	-	169,000	(179,309)	200,100	200,500
Homeowner fees	44,098	402,000	57,003	150,000	183,600
Park/open space fees	-	23,149	-	-	-
Special assessments	-	3,930	-	-	-
Capital fees	295,000	540,000	135,000	540,000	1,044,000
Operations funding	-	-	-	5,010	6,000
Plan and design review fee	-	-	77,500	341,950	-
PILOT	-	-	4,000,000	4,000,000	-
Intergovernmental transfers	19,530	623,460	360,065	481,664	1,318,790
Intergovernmental revenue - AACMD	420,906	-	-	-	-
Developer advance	6,854,390	950,000	12,555,608	25,352,093	29,000,000
Developer reimbursements	38,697	-	113,673	500,000	500,000
2020A Bond Draws	27,951,921	-	-	-	-
2020B Bond Draws	5,107,541	-	-	-	-
2021A Bonds	297,464,000	-	-	-	-
2022A Bonds	-	200,000,000	-	102,542,000	-
2022B Bonds	-	-	-	63,637,000	-
Total revenues	338,196,083	202,711,539	17,119,540	197,749,817	32,252,890
TRANSFERS IN	180,417,191	85,000	-	-	-
Total funds available	518,938,372	556,490,936	178,888,455	359,518,732	263,384,073
EXPENDITURES					
General Fund	666,264	1,640,000	2,806,896	3,934,694	2,127,000
Debt Service Fund	117,621,004	546,000	2,625	585,855	1,044,500
Capital Projects Fund	58,464,998	529,150,904	36,395,968	123,867,000	259,567,752
Total expenditures	176,752,266	531,336,904	39,205,489	128,387,549	262,739,252
TRANSFERS OUT	180,417,191	85,000	-	-	-
Total expenditures and transfers out requiring appropriation	357,169,457	531,421,904	39,205,489	128,387,549	262,739,252
ENDING FUND BALANCES	$ 161,768,915	$ 25,069,032	$ 139,682,966	$ 231,131,183	$ 644,821
EMERGENCY RESERVE	$ -	$ 31,600	$ 134,800	$ 149,400	$ 45,300
TOTAL RESERVE	$ -	$ 31,600	$ 134,800	$ 149,400	$ 45,300

No assurance provided. See summary of significant assumptions.

THE AURORA HIGHLANDS COMMUNITY AUTHORITY BOARD
GENERAL FUND
2023 BUDGET
WITH 2021 ACTUAL AND 2022 ESTIMATED
For the Years Ended and Ending December 31,

10/11/22

	ACTUAL 2021	BUDGET 2022	ACTUAL 6/30/2022	ESTIMATED 2022	BUDGET 2023
BEGINNING FUND BALANCE	$ 94	$ 2,493	$ (32,592)	$ (32,592)	$ 1,263,431
REVENUES					
Homeowner fees	44,098	402,000	57,003	150,000	183,600
Operations funding	-	-	-	5,010	6,000
Park/open space fees	-	23,149	-	-	-
Plan and design review fee	-	-	77,500	341,950	-
PILOT	-	-	4,000,000	4,000,000	-
Special assessments	-	3,930	-	-	-
Intergovernmental transfers	19,530	623,460	360,065	481,664	1,318,790
Developer advance	275,000	550,000	252,093	252,093	-
Total revenues	338,628	1,602,539	4,746,661	5,230,717	1,508,390
TRANSFERS IN					
Transfer from other funds	294,950	85,000	-	-	-
Total funds available	633,672	1,690,032	4,714,069	5,198,125	2,771,821
EXPENDITURES					
Management/Administrative					
Accounting	84,651	185,000	115,197	230,000	265,000
Audit	-	18,000	5,500	12,500	15,000
Community relations	7,273	12,000	4,223	12,000	12,000
Billing & fee collection	23,095	22,000	8,754	17,500	20,500
Community management	33,000	33,800	60,514	189,380	300,000
District management	45,884	145,000	89,840	180,000	207,000
Covenant enforcement	25,210	30,800	2,205	30,800	30,800
Design review fee			215,461	215,461	12,000
Dues and licenses	2,401	4,300	3,333	3,333	4,000
Election expense	-	15,000	4,085	4,085	5,000
Legal	214,823	186,000	186,934	370,000	370,000
Media relations	1,935		25,535	41,000	41,000
Miscellaneous	409	1,200	2,142	3,000	3,000
Insurance	1,485	71,300	51,625	51,625	72,000
Reimbursement to Richmond	19,200	-	19,200	19,200	-
Website maintenance	297	7,000	-	7,000	7,000
Intergovernmental expense -AACMD	72,364	-	14,130	14,130	-
Intergovernmental expense - AACMD Developer	85,000	-	-	-	-
Repay Developer Advance - Interest	-	-	220,284	220,284	-
Repay Developer Advance - Principal	-	-	1,615,763	1,615,763	-
Contingency	-	100,083	-	-	53,200
Landscaping					
Landscape Maintenance	-	411,435	109,000	220,000	220,000
Snow Removal	14,523	133,589	-	133,589	134,000
Parks & Trails	-	13,000	-	13,000	13,000
Detention Pond Maintenance	-	10,000	-	10,000	10,000
Parks & Open Space	-	132,750	-	132,750	133,000
Utilities					
Irrigation/Water	19,995	81,218	32,542	130,394	131,000
Electricity	10,866	10,000	11,507	25,000	35,000
Trash and Recycling	3,853	5,025	9,122	21,400	22,000
Mailbox Maintenance	-	1,500	-	1,500	1,500
Winter Watering	-	10,000	-	10,000	10,000
Total expenditures	666,264	1,640,000	2,806,896	3,934,694	2,127,000
Total expenditures and transfers out requiring appropriation	666,264	1,640,000	2,806,896	3,934,694	2,127,000
ENDING FUND BALANCE	$ (32,592)	$ 50,032	$ 1,907,173	$ 1,263,431	$ 644,821
EMERGENCY RESERVE	$ -	$ 31,600	$ 134,800	$ 149,400	$ 45,300
TOTAL RESERVE	$ -	$ 31,600	$ 134,800	$ 149,400	$ 45,300

No assurance provided. See summary of significant assumptions.

THE AURORA HIGHLANDS COMMUNITY AUTHORITY BOARD
DEBT SERVICE FUND
2023 BUDGET
WITH 2021 ACTUAL AND 2022 ESTIMATED
For the Years Ended and Ending December 31,

10/11/22

	ACTUAL 2021	BUDGET 2022	ACTUAL 6/30/2022	ESTIMATED 2022	BUDGET 2023
BEGINNING FUND BALANCE	$ 20,000	$ 25,000,000	$ 45,755	$ 45,755	$ -
REVENUES					
Capital fees	295,000	540,000	135,000	540,000	1,044,000
Net investment income/net change in FMV	-	25,000	41	100	500
2021A Bonds	297,464,000	-	-	-	-
Total revenues	297,759,000	565,000	135,041	540,100	1,044,500
TRANSFERS IN					
Transfer from other funds	5,000	-	-	-	-
Total funds available	297,784,000	25,565,000	180,796	585,855	1,044,500
EXPENDITURES					
General and administrative					
Debt Service					
2020A Bonds interest	270,000	-	-	-	-
2021A Bonds interest	-	536,000	-	573,230	1,024,500
Payment to refunding agent	111,646,993	-	-	-	-
Cost of issuance	5,699,011	-	2,625	2,625	-
Paying agent fees	5,000	10,000	-	10,000	10,000
Contingency	-	-	-	-	10,000
Total expenditures	117,621,004	546,000	2,625	585,855	1,044,500
TRANSFERS OUT					
Transfer to other funds	180,117,241	-	-	-	-
Total expenditures and transfers out requiring appropriation	297,738,245	546,000	2,625	585,855	1,044,500
ENDING FUND BALANCE	$ 45,755	$ 25,019,000	$ 178,171	$ -	$ -

No assurance provided. See summary of significant assumptions.

THE AURORA HIGHLANDS COMMUNITY AUTHORITY BOARD
CAPITAL PROJECTS FUND
2023 BUDGET
WITH 2021 ACTUAL AND 2022 ESTIMATED
For the Years Ended and Ending December 31,

10/11/22

*Change to amended amounts

	ACTUAL 2021	AMENDED 2022	ACTUAL 6/30/2022	ESTIMATED 2022	BUDGET 2023
BEGINNING FUND BALANCE	$ 305,004	$ 328,691,904	$ 161,755,752	$ 161,755,752	$ 229,867,752
REVENUES					
Net investment income/net change in FMV	-	144,000	(179,350)	200,000	200,000
Developer advance	6,579,390	400,000	12,303,515	25,100,000	29,000,000
Developer reimbursements	38,697		113,673	500,000	500,000
Transfer from AACMD- debt assumption	420,906	-	-	-	-
2020A Bond Draws	27,951,921	-	-	-	-
2020B Bond Draws	5,107,541	-	-	-	-
2022A Bonds	-	200,000,000	-	102,542,000	-
2022B Bonds	-	-	-	63,637,000	
Total revenues	40,098,455	200,544,000	12,237,838	191,979,000	29,700,000
TRANSFERS IN					
Transfer from other funds	180,117,241	-	-	-	-
Total funds available	220,520,700	529,235,904	173,993,590	353,734,752	259,567,752
EXPENDITURES					
General and administrative					
Accounting	3,792	10,000	3,730	10,000	11,500
Legal	233,216	275,000	162,553	275,000	275,000
Cost of issuance	651,841	6,000,000	-	3,179,000	6,000,000
Capital outlay	5,997,041	194,000,000	12,303,515	25,100,000	23,500,000
Repay developer advance - principal	9,729,598	400,000	12,303,515	25,100,000	23,500,000
Repay developer advance - interest	885,282	32,000	344,529	703,000	660,000
Contingency	-	83,004	-	-	66,253
Capital Projects					
Intergovernmental expense - AACMD construction	32,150,683	328,350,900	11,164,453	69,000,000	155,054,999
Intergovernmental expense - AACMD construction reserve	2,000,000	-	-	-	-
Intergovernmental expense - AACMD ARTA	6,192,500	-	-	-	50,000,000
Intergovernmental expense - AACMD developer	582,348	-	-	-	-
Intergovernmental expense - AACMD developer reimbursement	38,697	-	113,673	500,000	500,000
Total expenditures	58,464,998	529,150,904	36,395,968	123,867,000	259,567,752
TRANSFERS OUT					
Transfer to other funds	299,950	85,000	-	-	-
Total expenditures and transfers out requiring appropriation	58,764,948	529,235,904	36,395,968	123,867,000	259,567,752
ENDING FUND BALANCE	$161,755,752	$ -	$ 137,597,622	$ 229,867,752	$ -

No assurance provided. See summary of significant assumptions.

THE AURORA HIGHLANDS COMMUNITY AUTHORITY BOARD
2023 BUDGET
SUMMARY OF SIGNIFICANT ASSUMPTIONS

Services Provided

The Aurora Highlands Community Authority Board (CAB), a political subdivision and public corporation of the State of Colorado, was established on November 21, 2019, to own, operate, and maintain certain public improvements within the boundaries of The Aurora Highlands Development (TAH), which is located within the City of Aurora (City), in Adams County, Colorado, pursuant to a Community Authority Board Establishment Agreement (CABEA) entered into by the Aerotropolis Area Coordinating Metropolitan District (AACMD), The Aurora Highlands Metropolitan District Nos. 1-3, and ATEC Metropolitan District Nos. 1-2 (collectively, the Districts). On April 27, 2022, the CAB Districts approved the addition of the Aurora Highlands Metro District No.6 (TAH 6) to the CAB. Pursuant to Ordinance No. 2022-06 of the City of Aurora, the City accepted a designation as the approving authority for the TAH6 and approved the Consolidated Second Amended and Restated Service Plan for The Aurora Highlands Metropolitan District Nos. 1,2,3,4,5, and 6. It is anticipated that one or more of the CAB Districts may enter into additional intergovernmental agreements concerning the financing, construction, and operations of public improvements benefiting the CAB Districts and their residents and owners.

The CAB has no employees, and all administrative functions are contracted.

The CAB prepares its budget on the modified accrual basis of accounting, in accordance with requirements of Section 29-1-105, C.R.S., using its best estimates as of the date of the budget hearing. These estimates are based on expected conditions and its expected course of actions. The assumptions disclosed herein are those that the CAB believes are significant to the budget. There will usually be differences between the budget and actual results, because events and circumstances frequently do not occur as expected, and those differences may be material.

The budget is in accordance with the TABOR Amendment limitation. Emergency reserves required under TABOR have been provided.

Revenues

Homeowner Maintenance Fees

The CAB collects monthly fees in the amount of $100 from homeowners within TAH to pay for the costs of trash removal, maintenance of parks and future recreation facilities, snow removal, utilities, and administrative costs, such as accounting, legal, insurance, and management.

Intergovernmental Transfers

Pursuant to certain agreements entered into between the CAB and the Districts, the Districts will impose an operations mill levy and debt service mill levy and will transfer tax revenues, net of collection fees, to the CAB to pay for the operations and maintenance costs and the repayment of 2021 Bonds of the CAB.

Capital Facility Fees

The CAB imposes capital facility fees on commercial property and residential lots within TAH upon the issuance of building permits at a rate of $2,500 per single-family unit; $1,500 per multi-family unit, and $1 per square foot of commercial property. The Capital Facility Fees are pledged toward the payment of the CAB’s 2021 Bonds.

PRELIMINARY DRAFT - SUBJECT TO REVISION

THE AURORA HIGHLANDS COMMUNITY AUTHORITY BOARD
2023 BUDGET
SUMMARY OF SIGNIFICANT ASSUMPTIONS

Revenues

Developer Advance

Developer advances represent capital costs funded by the Developer. Developer advances are to be recorded as revenue for budget purposes with an obligation for future repayment.

Expenditures

General, Administrative, Operations, and Maintenance Expenses

The CAB's 2023 budget includes office costs, fees for outsourced services (legal, accounting, management, etc.), insurance, dues, and other administrative expenditures. The budget also includes operations and maintenance costs for parks, streets, snow removal, trash removal, utilities, and other related expenditures. The CAB will provide all the administrative services for the other districts that are CAB members.

Debt Service

The Series 2021 Bonds are paid based on available funds, as such a debt amortization schedule has not been included. It is anticipated that all system development fees collected in 2023 will be used to pay debt service on the CAB's 2021 Bonds.

Capital Outlay

The CAB has entered into that certain Project Management Intergovernmental Agreement with AACMD, dated April 10, 2020, pursuant to which AACMD will manage and construct the public infrastructure within TAH, and the CAB will transfer bond proceeds to AACMD for payment of the costs thereof.

Debt and Leases

The CAB issued the 2020 Bonds on June 30, 2020, with an estimated par amount of $165,159,327 for the 2020A Bonds and $32,338,830 for the 2020B Bonds. The 2020 Bonds were issued on a "draw-down" basis, so that advances of the purchase price of the 2020 Bonds may be made by the Bond Purchaser to the Trustee in multiple installments in accordance with the terms and provisions of the 2020A and 2020B Indentures of Trust.

On December 22, 2021, the CAB issued Special Tax Revenue Refunding and Improvement Bonds, Series 2021A in the aggregate amount of $297,464,000 interest rate of 5.75% for the purposes of refunding the Series 2020A and 2020B Bonds, paying or reimbursing project costs, and paying certain costs incurred in connection with the issuance of the Series 2021A Bonds.

Concurrently with the issuance of the 2021A Bonds, the CAB also issued its 2021B Bonds. The purposes of the 2021B Bonds are to (i) pay or reimburse Project Costs, (ii) pay Draw Fees, and (iii) pay Working Capital Costs (Bond Purposes).

PRELIMINARY DRAFT - SUBJECT TO REVISION

THE AURORA HIGHLANDS COMMUNITY AUTHORITY BOARD
2023 BUDGET
SUMMARY OF SIGNIFICANT ASSUMPTIONS

Debt and Leases (Continued)

The 2021B Bonds constitute draw down obligations of the CAB, and the principal amount thereof at issuance was zero. Draws on the 2021B Bonds shall bear interest at a variable rate reset annually on each anniversary of the initial draw date. The interest rate is the Municipal Market Data (MMD) BBB, 30-year index on the Annual Interest Reset Date plus 5.0%, with a maximum interest rate of 9.0% per annum. The 2021B Bonds are payable to the extent of Subordinate Pledged Revenue available on December 15 of each year, commencing on December 15 of the first year in which no Series 2021A Senior Bond is outstanding, and mature on December 15, 2061.

In December of 2022, the CAB anticipates issuing Special Tax Capital Appreciation Bonds, Series 2022A in the estimated amount of $102,542,000 (2022A Bonds) and estimated interest rat of 8.00%. The 2022A Bonds are to be structured as capital appreciation bonds, with Pledged Revenues collected prior to the maturity date to be applied to principal annually on December 1 and at no penalty. The 2022A Bonds are to accrete on June 1 and December 1 through maturity. No scheduled principal and interest payments are planned prior to estimated maturity on December 1, 2032, and no conversion of the CAB is planned.

Concurrently with the issuance of the 2022A Bonds, the CAB anticipates issuing Subordinate Special Tax Revenue Bonds, Series 2022B in the estimated amount of 63,637,000 (2022B Bonds). The 2022B Bonds are structured as cash flow bonds that pay each year on December 15. The interest rate is to be determined. Any 2022A Bonds Pledged Revenue available to the 2022B Bonds are to be used to pay current interest, accrued interest, and then principal.

The 2022 estimates and 2023 projections for the long-term debt service activities are summarized in the tables below.

PRELIMINARY DRAFT - SUBJECT TO REVISION

THE AURORA HIGHLANDS COMMUNITY AUTHORITY BOARD
2023 BUDGET
SUMMARY OF SIGNIFICANT ASSUMPTIONS

Debt and Leases (Continued)

	Balance - December 31, 2021	Additions*	Retirements*	Balance - December 31, 2022*
Governmental Activities				
Bonds from Direct Borrowings				
Special Tax Revenue				
Refunding Bonds				
Series 2021A	297,464,000	-	-	297,464,000
Special Tax Capital				
Appreciation Bonds				
Series 2022A	-	102,542,000	-	102,542,000
Series 2022B	-	63,637,000	-	63,637,000
Subtotal of Bonds from Direct Borrowings	297,464,000	166,179,000	-	463,643,000
Other Debts				
Developer Advances:				
Operations	1,363,670	252,093	1,615,763	-
Accrued Interest on:				
Developer Advances - Operations	183,488	36,796	220,284	-
Subtotal - Other Debts	1,547,158		1,836,047	-
Total Long-Term Obligations	$ 299,011,158	$ 166,179,000	$ 1,836,047	$ 463,643,000

	Balance - December 31, 2022*	Additions*	Retirements*	Balance - December 31, 2023*
Governmental Activities				
Bonds from Direct Borrowings				
Special Tax Revenue				
Refunding Bonds				
Series 2021A	$ 297,464,000	$ -	$ -	$ 297,464,000
Special Tax Capital				
Appreciation Bonds				
Series 2022A	102,542,000	-	-	102,542,000
Series 2022B	63,637,000	-	-	63,637,000
Subtotal of Bonds from Direct Borrowings	463,643,000	-	-	463,643,000
Total Long-Term Obligations	$ 463,643,000	$ -	$ -	$ 463,643,000

*Estimated amounts

The CAB has no operating or capital leases.

THE AURORA HIGHLANDS COMMUNITY AUTHORITY BOARD
2023 BUDGET
SUMMARY OF SIGNIFICANT ASSUMPTIONS

Reserves

Emergency Reserve

The CAB has provided for an Emergency Reserve fund equal to at least 3% of fiscal year spending for 2023, as defined under TABOR.

This information is an integral part of the accompanying budget.

PRELIMINARY DRAFT - SUBJECT TO REVISION

TIMBERLINEDISTRICT
CONSULTING

The Aurora Highlands Coordinated Metro Districts

Community Manager's Report

Submitted to: The Aurora Highlands Coordinated Metro Districts- Board of Directors
Meeting Date: October 20, 2022, 1:00 pm

- Community Management Items
  - ✓ My Asset map updated to include initial landscaping timelines for lot closings
  - ✓ CARC map now has a feature to track lot adjacencies as an attribute, and we are successfully using it
  - ✓ Work continues for a map and processes for MD landscape acceptance and warranty tracking for the Community
  - ✓ Attendance of the Weekly Thursday coordinated meetings
  - ✓ DRA's – Please note: I work with Residents until applications are deemed approved, however, there are times, when an "approved subject to conditions" becomes warranted when offering clarity to things like fence stain color, or a reminder to schedule the landscape inspection after project completion
  - ✓ Assisting Owners in plan design per the amended Handbook continues, focusing on our bi-lingual residents this time
  - ✓ Covenant Control is primarily focused on having approved plans on file for Initial Landscaping installation for back yards. Several residents also have dead trees that should be replaced and have been notified. Recently we have reminded residents to keep pets leashed when walking in the neighborhood, and to pick up their pet's waste
  - ✓ Continued - Tract M coordination with residents to ensure their initial install for landscaping is not impacted by drainage work. As we head into the Winter deferral period, it will be important for us to communicate and coordinate with the residents for implementation of their backyard installations in 2023
  - ✓ All closings receive a TDC introduction letter, revised to include trash ordering process. Trash schedule for 2022, including day of pick up and holiday schedule, is also posted on the website
  - ✓ Continue partnership with sales agents on the Notice of Disclosure to Buyers. This is also posted on the website
  - ✓ Coordinated with Builders for a Sales Agent Distribution list to continue consistency of messaging/sharing of pertinent information

Other items or follow up items requested by the Board:

Violation Log - The Aurora Highlands

6/15/2022 to 10/14/2022

Unit Address Owner Group

The Aurora Highlands

St	Viol #	Viol Date	Due Date	Category	Item	Action	Action Date	Fine
M	2022-TAH-00102	10/4/2022	N/A	Plants/Landscaping	Initial Landscaping	Created monitored violation.	10/4/2022	
						Status was changed from 'Open' to 'Monitored'.	10/4/2022	

The Aurora Highlands

St	Viol #	Viol Date	Due Date	Category	Item	Action	Action Date	Fine
M	2022-TAH-00101	10/4/2022	N/A	Plants/Landscaping	Initial Landscaping	Created monitored violation.	10/4/2022	
						Status was changed from 'Open' to 'Monitored'.	10/4/2022	

The Aurora Highlands

St	Viol #	Viol Date	Due Date	Category	Item	Action	Action Date	Fine
M	2022-TAH-00100	10/4/2022	N/A	Plants/Landscaping	Initial Landscaping	Created monitored violation.	10/4/2022	
						Status was changed from 'Open' to 'Monitored'.	10/4/2022	

The Aurora Highlands

St	Viol #	Viol Date	Due Date	Category	Item	Action	Action Date	Fine
O	2022-TAH-00099	9/9/2022	10/26/2022	Plants/Landscaping	Initial Landscaping	Created open violation.	9/9/2022	
						Ready to send 'Courtesy Letter ' letter.	9/9/2022	
						Next action date was changed from 9/23/2022 to 10/26/2022.	10/12/2022	

The Aurora Highlands

St	Viol #	Viol Date	Due Date	Category	Item	Action	Action Date	Fine
O	2022-TAH-00098	9/9/2022	10/19/2022	Plants/Landscaping	Initial Landscaping	Created open violation.	9/9/2022	
						Ready to send ' Courtesy Letter ' letter.	9/9/2022	
						Next action date was changed from 9/23/2022 to 10/19/2022.	9/26/2022	

The Aurora Highlands

St	Viol #	Viol Date	Due Date	Category	Item	Action	Action Date	Fine
O	2022-TAH-00097	9/9/2022	10/26/2022	Plants/Landscaping	Initial Landscaping	Created open violation.	9/9/2022	
						Ready to send 'Courtesy Letter ' letter.	9/9/2022	
						Next action date was changed from 9/23/2022 to 10/26/2022.	10/12/2022	

The Aurora Highlands

St	Viol #	Viol Date	Due Date	Category	Item	Action	Action Date	Fine
O	2022-TAH-00096	9/9/2022	10/26/2022	Plants/Landscaping	Initial Landscaping	Created open violation.	9/9/2022	
						Ready to send 'Courtesy Letter ' letter.	9/9/2022	
						Next action date was changed from 9/23/2022 to 10/26/2022.	10/12/2022	

The Aurora Highlands

St	Viol #	Viol Date	Due Date	Category	Item	Action	Action Date	Fine
O	2022-TAH-00095	9/9/2022	10/26/2022	Plants/Landscaping	Initial Landscaping	Created open violation.	9/9/2022	
						Ready to send 'Courtesy Letter ' letter.	9/9/2022	
						Next action date was changed from 9/23/2022 to 10/26/2022.	10/12/2022	

The Aurora Highlands

St	Viol #	Viol Date	Due Date	Category	Item	Action	Action Date	Fine
O	2022-TAH-00094	9/9/2022	10/26/2022	Plants/Landscaping	Initial Landscaping	Created open violation.	9/9/2022	
						Ready to send 'Courtesy Letter ' letter.	9/9/2022	
						Next action date was changed from 9/23/2022 to 10/26/2022.	10/12/2022	

The Aurora Highlands

St	Viol #	Viol Date	Due Date	Category	Item	Action	Action Date	Fine
O	2022-TAH-00092	9/9/2022	5/1/2023	Plants/Landscaping	Initial Landscaping	Created open violation.	9/9/2022	
						Ready to send ' Courtesy Letter ' letter.	9/9/2022	
						Next action date was changed from 9/23/2022 to 10/26/2022.	10/12/2022	
						Next action date was changed from 10/26/2022 to 5/1/2023.	10/14/2022	

The Aurora Highlands

St	Viol #	Viol Date	Due Date	Category	Item	Action	Action Date	Fine
O	2022-TAH-00091	9/9/2022	10/26/2022	Plants/Landscaping	Initial Landscaping	Created open violation.	9/9/2022	
						Ready to send ' Courtesy Letter ' letter.	9/9/2022	
						Next action date was changed from 9/23/2022 to 10/26/2022.	10/12/2022	

The Aurora Highlands

St	Viol #	Viol Date	Due Date	Category	Item	Action	Action Date	Fine
O	2022-TAH-00090	9/9/2022	10/26/2022	Plants/Landscaping	Initial Landscaping	Created open violation.	9/9/2022	
						Ready to send 'Courtesy Letter ' letter.	9/9/2022	
						Next action date was changed from 9/23/2022 to 10/26/2022.	10/12/2022	

The Aurora Highlands

St	Viol #	Viol Date	Due Date	Category	Item	Action	Action Date	Fine
O	2022-TAH-00089	9/9/2022	10/26/2022	Plants/Landscaping	Initial Landscaping	Created open violation.	9/9/2022	
						Ready to send ' Courtesy Letter ' letter.	9/9/2022	
						Next action date was changed from 9/23/2022 to 10/26/2022.	10/13/2022	

The Aurora Highlands

St	Viol #	Viol Date	Due Date	Category	Item	Action	Action Date	Fine
O	2022-TAH-00085	8/12/2022	10/26/2022	Plants/Landscaping	Dead Tree	Created open violation.	8/12/2022	
						Ready to send ' Courtesy Letter ' letter.	8/12/2022	
						Next action date was changed from 8/26/2022 to 10/26/2022.	9/12/2022	

The Aurora Highlands

St	Viol #	Viol Date	Due Date	Category	Item	Action	Action Date	Fine
O	2022-TAH-00082	8/12/2022	10/26/2022	Plants/Landscaping	Excessive weeds	Created open violation.	8/12/2022	
						Ready to send 'Courtesy Letter ' letter.	8/12/2022	
						Next action date was changed from 8/26/2022 to 9/28/2022.	9/12/2022	
						Next action date was changed from 9/28/2022 to 10/26/2022.	10/12/2022	

The Aurora Highlands

St	Viol #	Viol Date	Due Date	Category	Item	Action	Action Date	Fine
O	2022-TAH-00081	8/12/2022	10/19/2022	Plants/Landscaping	Excessive weeds	Created open violation.	8/12/2022	
						Ready to send 'Courtesy Letter ' letter.	8/12/2022	
						Next action date was changed from 8/26/2022 to 9/28/2022.	9/12/2022	
						Next action date was changed from 9/28/2022 to 10/19/2022.	10/13/2022	

The Aurora Highlands

St	Viol #	Viol Date	Due Date	Category	Item	Action	Action Date	Fine
O	2022-TAH-00078	8/12/2022	10/26/2022	Plants/Landscaping	Excessive weeds	Created open violation.	8/12/2022	
						Ready to send 'Courtesy Letter ' letter.	8/12/2022	
						Next action date was changed from 8/26/2022 to 9/28/2022.	9/12/2022	
						Next action date was changed from 9/28/2022 to 10/26/2022.	10/12/2022	

The Aurora Highlands

St	Viol #	Viol Date	Due Date	Category	Item	Action	Action Date	Fine
O	2022-TAH-00080	8/12/2022	10/26/2022	Plants/Landscaping	Dead Tree	Created open violation.	8/12/2022	

						Ready to send 'Courtesy Letter ' letter.	8/12/2022
						Next action date was changed from 8/26/2022 to 10/26/2022.	9/12/2022

The Aurora Highlands

St	Viol #	Viol Date	Due Date	Category	Item	Action	Action Date	Fine
O	2022-TAH-00079	8/12/2022	10/26/2022	Plants/Landscaping	Dead Tree	Created open violation.	8/12/2022	
						Ready to send 'Courtesy Letter ' letter.	8/12/2022	
						Next action date was changed from 8/26/2022 to 10/26/2022.	9/12/2022	

The Aurora Highlands

St	Viol #	Viol Date	Due Date	Category	Item	Action	Action Date	Fine
O	2022-TAH-00077	8/12/2022	10/26/2022	Plants/Landscaping	Dead Tree	Created open violation.	8/12/2022	
						Ready to send 'Courtesy Letter ' letter.	8/12/2022	
						Next action date was changed from 8/26/2022 to 9/28/2022.	9/12/2022	
						Next action date was changed from 9/28/2022 to 10/26/2022.	10/12/2022	

The Aurora Highlands

St	Viol #	Viol Date	Due Date	Category	Item	Action	Action Date	Fine
O	2022-TAH-00049	7/26/2022	10/26/2022	Plants/Landscaping	Initial Landscaping	Created monitored violation.	7/1/2022	
						Status was changed from 'Open' to 'Monitored'.	7/1/2022	
						Status was changed from 'Monitored' to 'Open'.	9/9/2022	
						Ready to send 'Courtesy Letter ' letter.	9/9/2022	
						Next action date was changed from 9/23/2022 to 10/26/2022.	10/14/2022	

The Aurora Highlands

St	Viol #	Viol Date	Due Date	Category	Item	Action	Action Date	Fine
O	2022-TAH-00068	7/15/2022	10/26/2022	Plants/Landscaping	Excessive weeds	Created open violation.	7/15/2022	
						Ready to send 'Courtesy Letter ' letter.	7/15/2022	
						Next action date was changed from 7/29/2022 to 8/24/2022.	8/12/2022	
						Next action date was changed from 8/24/2022 to 9/28/2022.	9/12/2022	
						Next action date was changed from 9/28/2022 to 10/26/2022.	10/14/2022	

The Aurora Highlands

St	Viol #	Viol Date	Due Date	Category	Item	Action	Action Date	Fine
O	2022-TAH-00063	7/15/2022	10/26/2022	Trash Containers	Improperly contained trash	Created monitored violation.	7/15/2022	
						Status was changed from 'Open' to 'Monitored'.	7/15/2022	
						Status was changed from 'Monitored' to 'Open'.	10/12/2022	
						Ready to send 'Courtesy Letter ' letter.	10/12/2022	

The Aurora Highlands

St	Viol #	Viol Date	Due Date	Category	Item	Action	Action Date	Fine
O	2022-TAH-00056	7/11/2022	10/26/2022	Plants/Landscaping	Excessive weeds	Created open violation.	7/11/2022	
						Ready to send ' Courtesy Letter ' letter.	7/11/2022	
						Ready to send 'Fine Threat, Letter 2' letter.	8/12/2022	
						Next action date was changed from 8/26/2022 to 9/28/2022.	9/12/2022	
						Next action date was changed from 9/28/2022 to 10/26/2022.	10/14/2022	

The Aurora Highlands

St	Viol #	Viol Date	Due Date	Category	Item	Action	Action Date	Fine
O	2022-TAH-00054	7/6/2022	10/26/2022	Animals	Improperly leashed dog or cat	Created open violation.	7/6/2022	
						Ready to send 'Courtesy Letter ' letter.	7/6/2022	
						Next action date was changed from 7/20/2022 to 10/26/2022.	9/12/2022	

The Aurora Highlands

St	Viol #	Viol Date	Due Date	Category	Item	Action	Action Date	Fine
O	2022-TAH-00053	7/6/2022	10/26/2022	Animals	Improperly leashed dog or cat	Created open violation.	7/6/2022	
						Ready to send 'Courtesy Letter ' letter.	7/6/2022	
						Next action date was changed from 7/20/2022 to 10/26/2022.	9/12/2022	

The Aurora Highlands

St	Viol #	Viol Date	Due Date	Category	Item	Action	Action Date	Fine
O	2022-TAH-00048	7/1/2022	11/16/2022	Plants/Landscaping	Initial Landscaping	Created open violation.	7/1/2022	
						Ready to send ' Courtesy Letter ' letter.	7/1/2022	
						Ready to send 'Fine Threat, Letter 2' letter.	7/15/2022	
						Next action date was changed from 9/28/2022 to 11/16/2022.	9/23/2022	

The Aurora Highlands

St	Viol #	Viol Date	Due Date	Category	Item	Action	Action Date	Fine
O	2022-TAH-00047	7/1/2022	10/27/2022	Plants/Landscaping	Initial Landscaping	Created open violation.	7/1/2022	
						Ready to send ' Courtesy Letter ' letter.	7/1/2022	
						Next action date was changed from 7/15/2022 to 8/4/2022.	7/15/2022	
						Next action date was changed from 8/4/2022 to 9/28/2022.	9/12/2022	
						Ready to send 'Fine Threat, Letter 2' letter.	10/13/2022	

The Aurora Highlands

St	Viol #	Viol Date	Due Date	Category	Item	Action	Action Date	Fine
M	2022-TAH-00046	7/1/2022	N/A	Animals	Excessive barking or noise	Created monitored violation.	7/1/2022	
						Status was changed from 'Open' to 'Monitored'.	7/1/2022	

The Aurora Highlands

St	Viol #	Viol Date	Due Date	Category	Item	Action	Action Date	Fine
M	2022-TAH-00045	7/1/2022	N/A	Plants/Landscaping	Initial Landscaping	Created monitored violation.	7/1/2022	
						Status was changed from 'Open' to 'Monitored'.	7/1/2022	

The Aurora Highlands

St	Viol #	Viol Date	Due Date	Category	Item	Action	Action Date	Fine
O	2022-TAH-00043	7/1/2022	5/1/2023	Plants/Landscaping	Initial Landscaping	Created monitored violation.	7/1/2022	
						Status was changed from 'Monitored' to 'Open'.	9/9/2022	
						Ready to send ' Courtesy Letter ' letter.	9/12/2022	
	Notes:					Next action date was changed from 9/26/2022 to 5/1/2023.	10/14/2022	

The Aurora Highlands

St	Viol #	Viol Date	Due Date	Category	Item	Action	Action Date	Fine
O	2022-TAH-00041	6/20/2022	10/26/2022	Plants/Landscaping	Excessive weeds	Created open violation.	6/20/2022	
						Ready to send 'Courtesy Letter ' letter.	6/20/2022	
						Next action date was changed from 7/4/2022 to 8/11/2022.	7/15/2022	
						Next action date was changed from 8/11/2022 to 8/24/2022.	8/12/2022	
						Next action date was changed from 8/24/2022 to 9/28/2022.	9/12/2022	
						Next action date was changed from 9/28/2022 to 10/26/2022.	10/14/2022	

The Aurora Highlands

St	Viol #	Viol Date	Due Date	Category	Item	Action	Action Date	Fine
M	2022-TAH-00031	6/20/2022	N/A	Trash Containers	Trash cans stored in a visible area	Created monitored violation.	6/20/2022	
						Status was changed from 'Open' to 'Monitored'.	6/20/2022	

The Aurora Highlands

St	Viol #	Viol Date	Due Date	Category	Item	Action	Action Date	Fine
M	2022-TAH-00030	6/20/2022	N/A	Trash Containers	Trash cans stored in a visible area	Created monitored violation.	6/20/2022	
						Status was changed from 'Open' to 'Monitored'.	6/20/2022	

The Aurora Highlands

St	Viol #	Viol Date	Due Date	Category	Item	Action	Action Date	Fine

INTERGOVERNMENTAL AGREEMENT
FOR THE FUNDING AND REIMBURSEMENT OF DRAINAGE IMPROVEMENTS

THIS **INTERGOVERNMENTAL AGREEMENT** (this "**Agreement**") is entered into this 12th day of October 2022 by and between **THE AURORA HIGHLANDS COMMUNITY AUTHORITY BOARD** ("**Aurora Highlands**") and the **WINDLER PUBLIC IMPROVEMENT AUTHORITY** ("**Windler**"), each an independent political subdivision and public corporation of the State of Colorado formed pursuant to Section 29-1-203.5, C.R.S. Aurora Highlands and Windler may sometimes be referred to herein, individually, as a "**Party**" and, collectively, as the "**Parties**".

RECITALS

A. The Parties were organized, *inter alia*, to fund, plan, design, test, construct, install, acquire, operate and maintain public improvements for and on behalf of their respective residents, property owners, and taxpayers in the City of Aurora, Colorado (the "**City**").

B. Pursuant to The Aurora Highlands Master Drainage Report dated February 4, 2019, Aurora Highlands is anticipated to design and construct stormwater drainage and detention facilities, including Pond 8521 and an outfall west of Pond 8521 (as identified in the attached **Exhibit A**, the "**AH Improvements**").

C. Pursuant to the Windler Master Drainage Report dated May 25, 2022, Windler is required to provide stormwater drainage and detention facilities, including a 100-year outfall from Pond 524 north of 48th Avenue to Pond 8521, and an emergency overflow to Pond 8521 (as identified on the attached **Exhibit A**, the "**Windler Improvements**" and, together with the AH Improvements, the "**Drainage Improvements**").

D. The acceleration of the construction of the Drainage Improvements may allow Windler to modify or eliminate the construction of certain temporary stormwater drainage and detention facilities, potentially resulting in cost savings to Windler.

E. Acceleration of the construction of the Drainage Improvements may require Aurora Highlands to amend The Aurora Highlands Master Drainage Report with the City.

F. As consideration for Aurora Highlands acceleration of the construction of the Drainage Improvements and the potential amendment of The Aurora Highlands Master Drainage Report, Windler has offered to fund the costs of designing and constructing the Drainage Improvements and to accept, as consideration for Aurora Highlands accelerating the construction of the project, a reduction in the pro-rata share of the detention facilities that Aurora Highlands would otherwise be obligated to pay. That reduction would be $500,000 from the pro-rata share that Aurora Highlands would owe based on strictly percentage of volume sharing in cost (the "**Project Acceleration Incentive**").

NOW, THEREFORE, in consideration of the foregoing and the respective agreements of the Parties contained herein, the Parties agree as follows:

TERMS & CONDITIONS

1. Incorporation of Recitals; Purpose. The foregoing recitals are incorporated herein as if set forth as material conditions of this Agreement. The purpose of this Agreement is to provide for the construction of the Drainage Improvements (the "**Construction Activity**") and the preparation and filing of an amendment of The Aurora Highlands Master Drainage Report (the "**Amendment**") and the reimbursement for the costs related thereto in accordance with the terms and conditions of this Agreement.

2. General. Aurora Highlands shall coordinate, administer, and oversee the preparation and completion of the Construction Activity and the Amendment by engaging all necessary designers, engineers, surveyors, and other consultants as required.

3. Design. The Parties acknowledge and agree that Aurora Highlands shall request a proposal for the Construction Activity design services from its engaged engineering and design professional, Matrix Design Group, Inc. (the "**Design Professional**"), which proposal shall include the Construction Activity and the Amendment. Aurora Highlands shall provide such proposal to Windler, and Windler shall provide any objections to the scope of services or costs indicated in the proposal within five (5) business days of the receiving the same. If necessary, Aurora Highlands will request a revised proposal from the Design Professional to address Windler's objections. If applicable, the revised proposal will be provided by Aurora Highlands to Windler within ten (10) business days of receiving the same. Windler shall provide any objections to the revised proposal within five (5) business days of receiving the same.

4. Funding of Design Activities. Upon the mutual agreement of the final design proposal (the "**Design Plan**") by the Parties, Aurora Highlands shall consider and award a contract for such Design Plan which shall be held no later than thirty (30) days after mutual execution of this Agreement. Windler shall pay to Aurora Highlands its pro-rata (proportionally), based upon the capacity allocated to Windler's use of Pond 8521 of the cost of such design services (the "**Windler Design Costs**") within thirty (30) days of receipt of an invoice from the Design Professional as presented to Windler by Aurora Highlands. Said invoices must be in keeping with the approved Design Plan and the scope of work completed by the Design Professional. Such funds shall be paid to Aurora Highlands pursuant to wire transfer or check and delivered in a timely manner.

5. Master Drainage Report Amendment. Aurora Highlands shall ensure that the Design Professional prepares the Amendment. The Amendment shall be reviewed and approved by Aurora Highlands and Windler prior to the filing of the Amendment with the City. In order to ensure the timely advancement of the Amendment notwithstanding the time necessary for the City to process the Amendment, Aurora Highlands shall, upon approval and execution of this Agreement by Windler, provide the City with a letter of support declaring Aurora Highlands's intent to accept the storm water from Windler and to accelerate the completion of the Drainage Improvements substantially in the form attached hereto as **Exhibit B** ("**Letter of Support**").

6. Award of Construction Contract. Aurora Highlands will promptly secure a construction proposal from its construction manager at risk pursuant to its integrated project delivery contract for the Construction Activity following the completion of the Design Plan and

the approval of the Amendment by the City. Such construction proposal will be provided to Windler and reviewed by the Parties prior to the award of the contract for the Construction Activity. Windler shall provide any objections to the construction proposal within five (5) business days of the receiving the same from Aurora Highlands. If necessary, Aurora Highlands will request revisions to the construction proposal or, if requested by Windler, publicly bid the Construction Activity to address Windler's concerns. If applicable, the revised construction proposal, or bid documents whichever the case may be, will be provided by Aurora Highlands to Windler within five (5) business days of receiving the same. Windler shall provide any objections to the revised construction proposal, or bid documents whichever the case may be, within five (5) business days of receiving the same. Subject to Windler's written approval of the revised construction proposal, or bid documents whichever the case may be, Aurora Highlands shall award the construction contract and issue a Notice of Award and Notice to Proceed on a construction schedule acceptable to Windler.

7. Funding of Construction.

(a) Within thirty (30) days of mutual execution of this Agreement, Windler will pay the Project Acceleration Incentive to an escrow agent mutually agreed upon by the Parties, to be held in escrow, until completion of the Project and fulfilment of all of Aurora Highland's obligations hereunder, at which time, subject to the provisions in Paragraph 9 below, with Windler's express written authorization, which will not be unreasonably withheld, the Project Acceleration Incentive may be released to Aurora Highlands.

(b) After the execution of a construction contract for the Construction Activity, Aurora Highlands' third-party engineer shall prepare and deliver to Aurora Highlands and Winder, its determination of each Party's pro rata share of Pond 8521 as calculated by volume. The Aurora Highlands third-party engineer's determination of Windler's pro rata (proportionally), based upon the capacity allocated to Windler's use of Pond 8521 (the "**Windler Pro Rata Share**"). Aurora Highlands shall provide to Winder a pay application or draw request approved by Aurora Highland's third-party engineer and an invoice for Windler's Pro Rata Share and within ten (10) days of receipt of approved invoices from Aurora Highlands, which are accurate and consistent with the approved construction contract, Windler shall pay to Aurora Highlands the full amount of the invoice. Such funds shall be paid to Aurora Highlands pursuant to wire transfer or check as requested by Aurora Highlands.

(c) In the event that there are necessary change orders to the construction contract, Aurora Highlands will review the request for those change orders, and upon the approval of Aurora Highlands, send those requested change orders to Windler for Windler to review and approve. Windler will have ten (10) business days from the request for change order approval to either consent to the change order or give written notification to Aurora Highlands of its objection to the change order request. The Parties shall promptly meet to discuss the basis of any objections and seek resolution.

8. Accounting and Reporting.

(a) Aurora Highlands shall keep good and accurate books and records in sufficient detail to provide periodic reporting on any and all costs related to this Agreement,

including but not limited to, the Design Costs, and any administrative costs incurred by Aurora Highlands in the oversight of the Project ("**Administrative Costs**"), as well as the payment of the same, which books and records shall be made available for review (upon reasonable prior written notice) to Windler. Windler is expressly not responsible for paying Administrative Costs.

Aurora Highlands shall require regular status reports during design and construction and provide the same to Windler, within five (5) days of receipt of same.

9. Release of Project Acceleration Incentive. Within sixty (60) days of the certification and final acceptance of the Drainage Improvements by the City or such other entity having jurisdictional authority over the Drainage Improvements, Aurora Highlands shall notify Winder of that certification and acceptance, at which time Aurora Highlands may request that Windler authorize (which authorization will not be unreasonably withheld) the release of the Project Acceleration Incentive from the escrow agent.

10. Obligation Not a Debt. The Parties hereby agree and acknowledge that this Agreement evidences an intent to fund and reimburse for the completion of the Project, but that this Agreement shall not constitute a debt or indebtedness of either Party within the meaning of any constitutional or statutory provision, nor shall it constitute a multiple fiscal year financial obligation of either Party, and the making of any advance or reimbursement hereunder shall at all times be subject to annual appropriation by the Party obligated to advance or reimburse funds.

11. Assignment. Neither Party shall assign its rights or obligations under this Agreement without consent of the other party. Any purported assignment or delegation in violation of the provisions hereof shall be void and of no effect.

12. Modification; Amendment. This Agreement may be amended from time to time by agreement between the Parties hereto; provided, however, that no amendment, modification, or alteration of the terms or provisions hereof shall be binding upon the Parties unless the same is in writing and duly executed by the Parties.

13. Integration. This Agreement constitutes the entire agreement between the Parties with respect to the matters addressed herein. All prior discussions and negotiations regarding the subject matter hereof are merged herein.

14. Severability. If any covenant, term, condition, or provision under this Agreement shall, for any reason, be held to be invalid or unenforceable, the invalidity or unenforceability of such covenant, term, condition, or provision shall not affect any other provision contained herein, the intention being that such provisions are severable.

15. Governing Law and Jurisdiction. This Agreement shall be governed and construed under the laws of the State of Colorado. Venue for any legal action relating to this Agreement shall be exclusive to the State District Court in and for the County of Adams, Colorado.

16. Paragraph Headings. Paragraph headings are inserted for convenience of reference only.

17. Parties Interested Herein. Nothing expressed or implied in this Agreement is intended or shall be construed to confer upon, or to give to, any person other than the Parties hereto any right, remedy, or claim under or by reason of this Agreement or any covenants, terms, conditions, or provisions thereof, and all the covenants, terms, conditions, and provisions in this Agreement by and on behalf of the Parties shall be for the sole and exclusive benefit of Aurora Highlands and Windler.

18. Notices. All notices, demands, requests or other communications to be sent by one Party to the other hereunder or required by law shall be in writing and shall be deemed to have been validly given or served by delivery of same in person to the addressee or by courier delivery via FedEx or other nationally recognized overnight air courier service, by electronically-confirmed email transmission, or by depositing same in the United States mail, postage prepaid, addressed as follows:

To Aurora Highlands:	The Aurora Highlands Community Authority Board c/o CliftonLarsonAllen LLP 8390 E. Crescent Pkwy, Suite 300 Greenwood Village, CO 80111 Email: denise.denslow@claconnect.com Attn: Denise Denslow
With a Copy To:	McGeady Becher P.C. 450 E. 17th Avenue, Suite 400 Denver, CO 80203 Email: legalnotices@specialdistrictlaw.com
To Windler:	Windler Public Improvement Authority 5600 Greenwood Plaza Blvd., Suite 220 Greenwood Village, CO 80111 Phone: (720) 341-7052 Email: Chris@fellowscos.com Attn: Chris Fellows
With a Copy To:	White Bear Ankele Tanaka & Waldron 2154 East Commons Avenue, Suite 2000 Centennial, CO 80122 Phone: (303) 858-1800 Email: mmurphy@wbapc.com Attn: Megan J. Murphy

All notices, demands, requests or other communications shall be effective upon such personal delivery or one (1) business day after being deposited with FedEx or other nationally recognized overnight air courier service, upon electronic confirmation of email transmission, or three (3) business days after deposit in the United States mail. By giving the other Party hereto at least ten (10) days' written notice thereof in accordance with the provisions hereof, each of the Parties shall have the right from time to time to change its address.

Additionally, all notices, demands, request or other communications shall also be delivered via email as a courtesy to the Parties.

19. Default/Remedies. If either Party fails to perform any of its responsibilities, obligations or agreements to be performed in accordance with the provisions of this Agreement, and if such failure of performance continues for a period of thirty (30) days following written notice of default from the other Party (or such additional period of time as may reasonably be required to cure such default; provided that the curative action is commenced within such thirty (30) day period and is diligently and continuously pursued to completion), then the non-defaulting Party, at its option, may elect (i) to treat this Agreement as remaining in full force and effect; or (ii) terminate this Agreement as of any specified date. The non-defaulting Party shall additionally be entitled to exercise all remedies available at law or in equity. In the event of any litigation or other proceeding to enforce the terms, covenants or conditions hereof, the non-defaulting Party in any such litigation or other proceeding shall obtain as part of its judgment or award its reasonable attorneys' fees.

20. Instruments of Further Assurance. Each Party covenants it will do, execute, acknowledge, and deliver or cause to be done, executed, acknowledged, and delivered, such acts, instruments, and transfers as may reasonably be required for the performance of their obligations hereunder.

21. Compliance with Law. This Agreement is intended to be performed in accordance with and only to the extent permitted by all applicable laws, ordinances, rules, and regulations of the jurisdiction in which the Agreement is performed.

22. Non-Waiver. No waiver of any of the provisions of this Agreement shall be deemed to constitute a waiver of any other provision of this Agreement, nor shall such waiver constitute a continuing waiver unless otherwise expressly provided herein, nor shall the waiver of any default hereunder be deemed to be a waiver of any subsequent default hereunder. Notwithstanding any provision to the contrary in this Agreement, no term or condition of this Agreement shall be construed or interpreted as a waiver, either expressed or implied, of any of the immunities, rights, benefits or protection provided to the Parties under the Colorado Governmental Immunity Act.

23. Inurement. This Agreement shall inure to and be binding on the heirs, executors, administrator, successors, and permitted assigns of the Parties hereto.

24. Counterparts. This Agreement may be executed in one or more counterparts, each of which shall constitute an original and all of which shall constitute one and the same document.

25. Conflicts. If any term or provision(s) in any Exhibit attached as part of this Agreement conflicts with any term or provision(s) in the body of this Agreement, the term or provision(s) contained in the body of this Agreement shall control.

IN WITNESS WHEREOF, the Parties have executed this Agreement as of the day and year first set forth above.

THE AURORA HIGHLANDS COMMUNITY AUTHORITY BOARD

By: _____
Matt Hopper, President

Attest:

_____
Secretary/Asst. Sec.

WINDLER PUBLIC IMPROVEMENT AUTHORITY

By: _____
Christopher Fellows, President

Attest:

_____
Secretary/Asst. Sec.

EXHIBIT A

Drainage Improvements

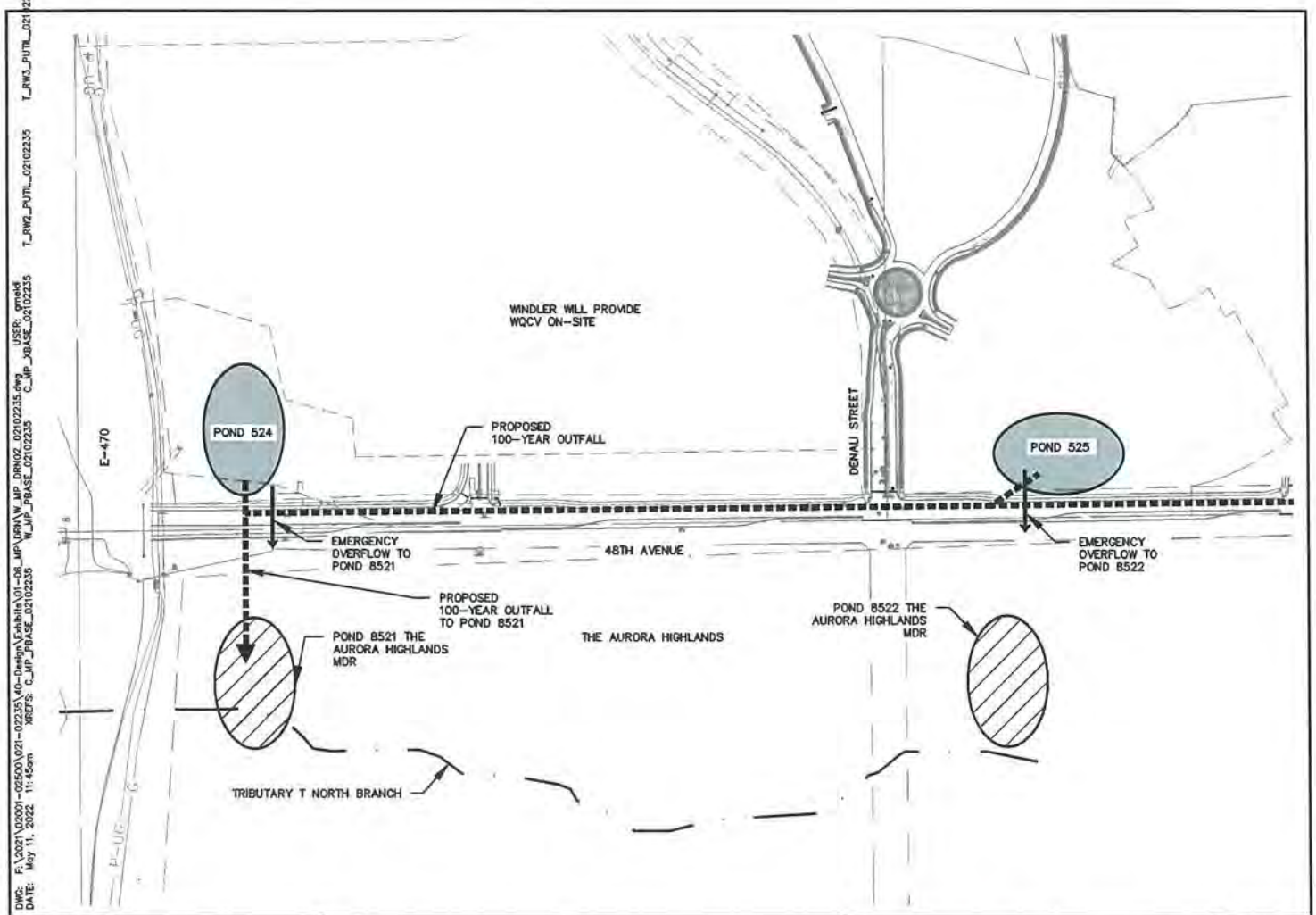

PROJECT NO: 021-02235	PROPOSED 48TH AVENUE OUTFALL	olsson 1525 Raleigh Street Suite 400 Denver, CO 80204 TEL 303.237.2072	EXHIBIT
DRAWN BY: GM/DK			1
DATE: 05/05/22			

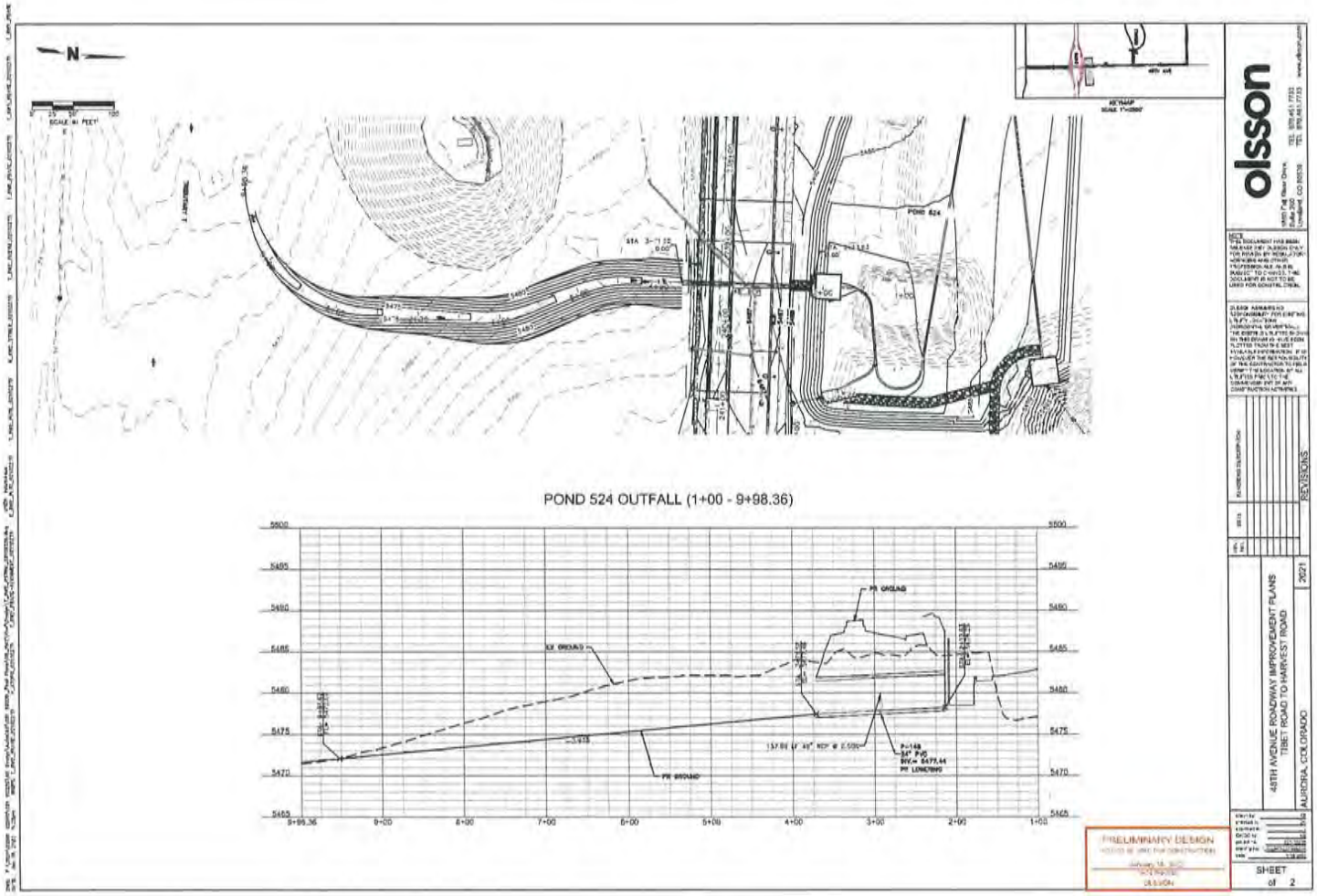
N
POND 524
POND 524 OUTFALL (1+00 - 9+98.36)
PROFILE
PRELIMINARY DESIGN
olsson
43RD AVENUE ROADWAY IMPROVEMENT PLANS
TIBET ROAD TO HARVEST ROAD
AURORA, COLORADO
2021
REVISIONS
SHEET
of 2

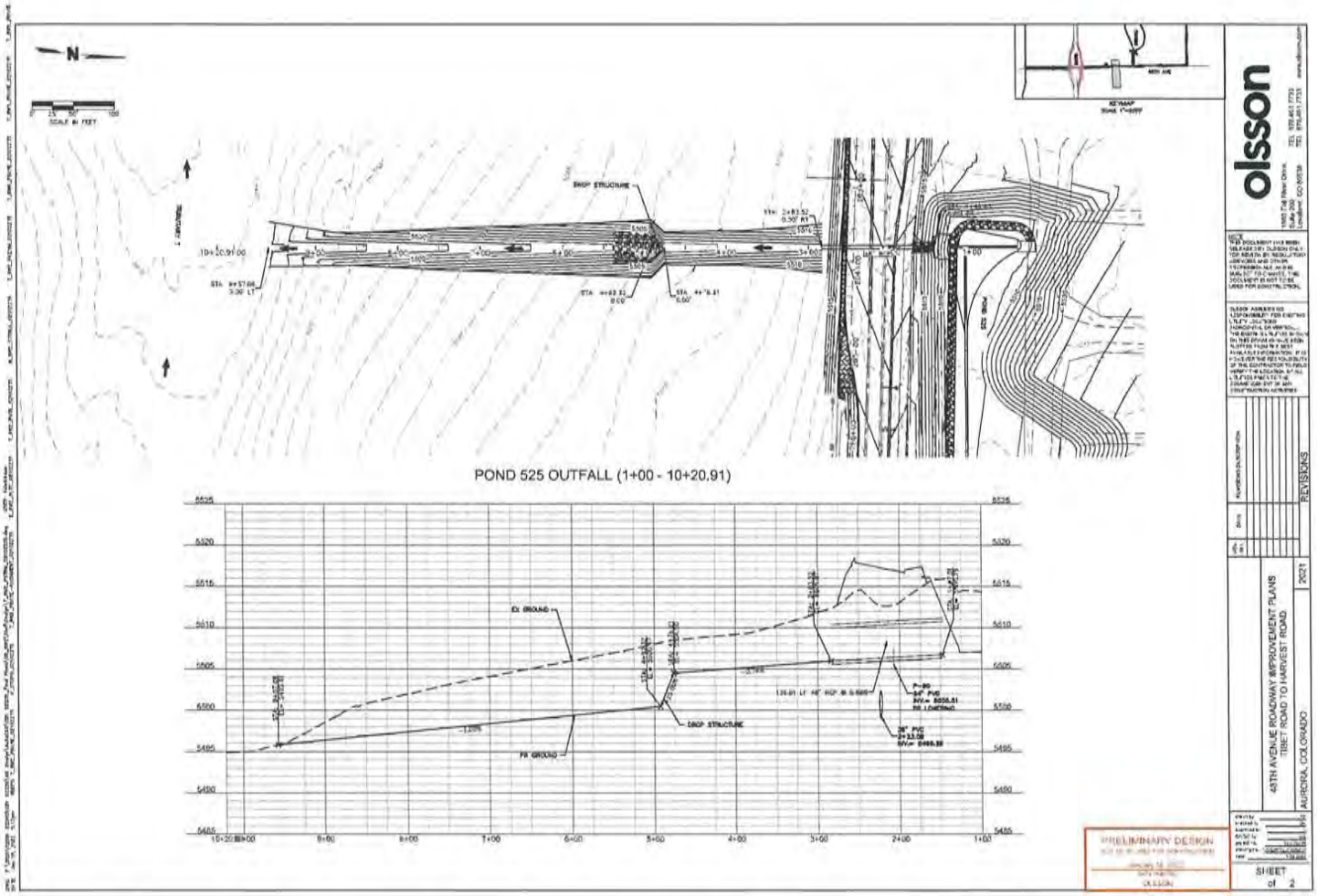

POND 525 OUTFALL (1+00 - 10+20.91)

EXHIBIT B

Letter of Support

August 15, 2022

City of Aurora
Office of Development Assistance
15151 E. Alameda Parkway, Suite 5200
Aurora, Colorado 80012

Re: Windler Development –Master Drainage Report

To Whom It May Concern:

The Aurora Highlands Community Authority Board (the "**TAH Authority**") and Aerotropolis Area Coordinating Metropolitan District ("**AACMD**") have reviewed the proposed drainage concept for out letting Pond 524 and Pond 525 and the construction of a temporary drainage swale to direct the flow to Tributary T across property within the TAH Authority's service area, as depicted on the attached **Exhibit A** (the "**Drainage Plans**"). This letter is to acknowledge concurrence with the Drainage Plans and to formally note AACMD's intent to expedite construction of these facilities in substantial conformance with the Drainage Plans. The TAH Authority and the Windler Public Improvement Authority ("**Windler PIA**") intend to submit an amendment to the master drainage report (MDR) and associated plan sheets depicting these facilities.

The Aurora Highlands Community Authority Board

By: _____
Matt Hopper, President

Aerotropolis Area Coordinating Metropolitan District

By: _____
Matt Hopper, President

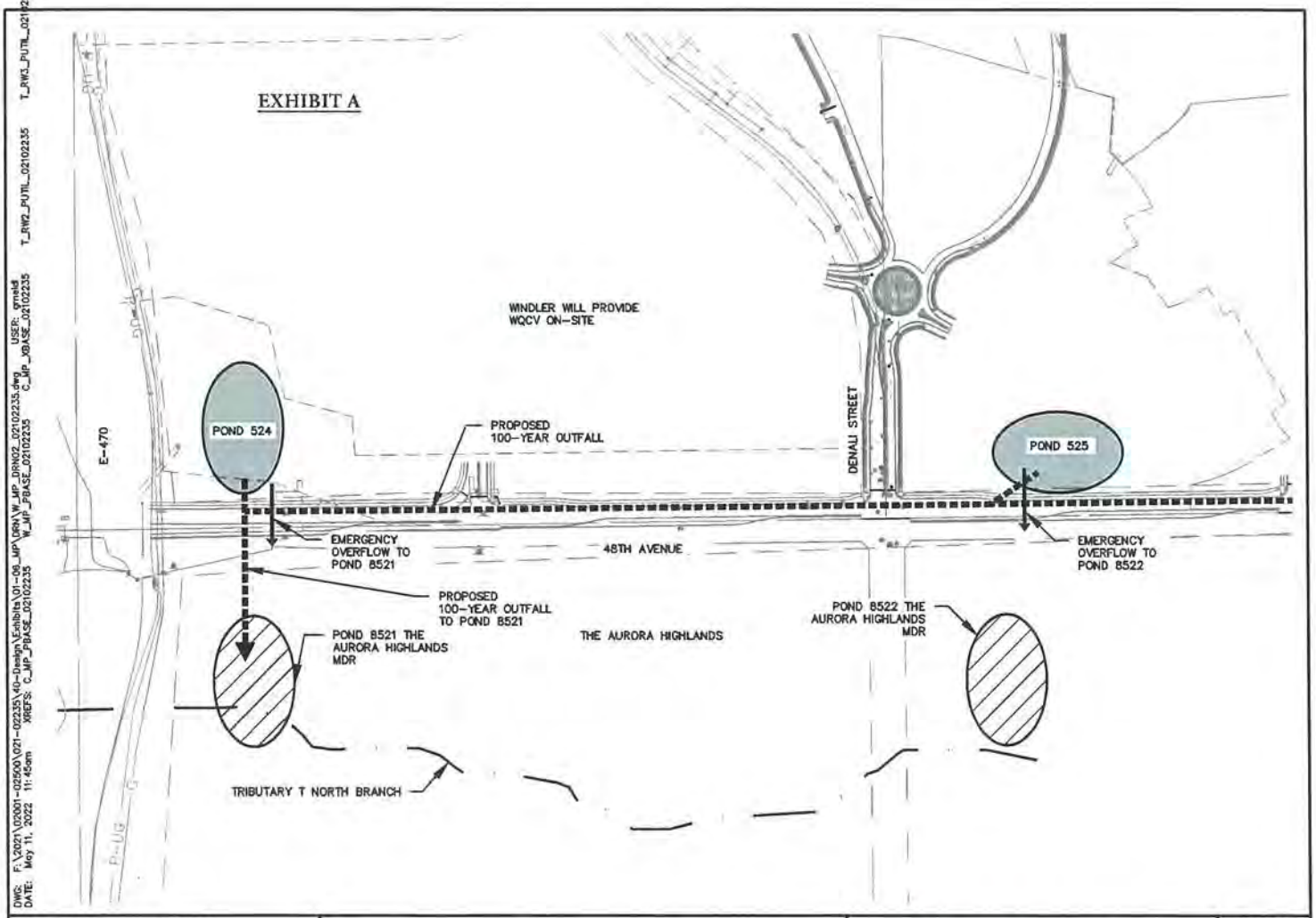

PROJECT NO: 021-02235	PROPOSED 48TH AVENUE OUTFALL	olsson	EXHIBIT
DRAWN BY: GM/DK		1525 Raleigh Street Suite 400 Denver, CO 80204 TEL 303.237.2072	1
DATE: 05/05/22			